

Global Transport for Fluid Reconstruction with Learned Self-Supervision

Erik Franz

Technical University of Munich

erik.franz@tum.de

Barbara Solenthaler

ETH Zurich

solenthaler@inf.ethz.ch

Nils Thuerey

Technical University of Munich

nils.thuerey@tum.de

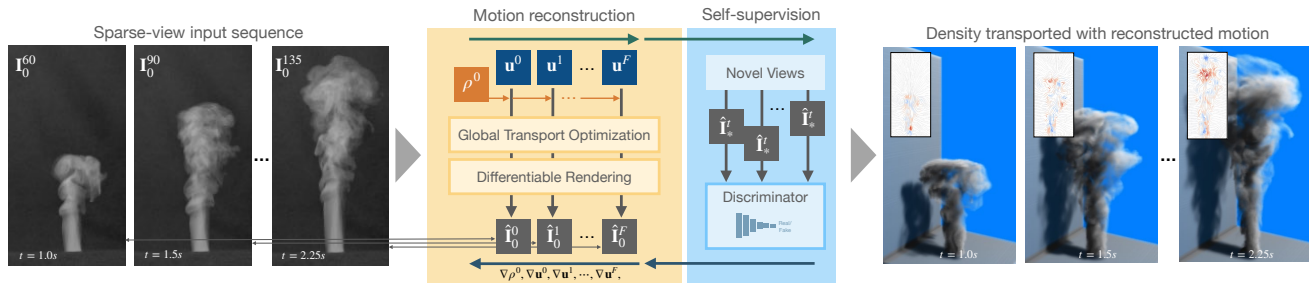


Figure 1: We propose a novel algorithm that reconstructs the motion $\mathbf{u}^{0..F}$ of a single initial state ρ^0 over the full course of F frames of an input sequence, *i.e.*, its *global transport*. Based on a learned self-supervision, our algorithm yields a realistic motion for highly under-constrained scenarios such as a single input view.

Abstract

We propose a novel method to reconstruct volumetric flows from sparse views via a global transport formulation. Instead of obtaining the space-time function of the observations, we reconstruct its motion based on a single initial state. In addition we introduce a learned self-supervision that constrains observations from unseen angles. These visual constraints are coupled via the transport constraints and a differentiable rendering step to arrive at a robust end-to-end reconstruction algorithm. This makes the reconstruction of highly realistic flow motions possible, even from only a single input view. We show with a variety of synthetic and real flows that the proposed global reconstruction of the transport process yields an improved reconstruction of the fluid motion.

1. Introduction

The ambient space for many human activities and manufacturing processes is filled with fluids whose motion we can only observe indirectly [53, 61, 72, 79]. Once passive markers, *e.g.*, in the form of ink or dye, are injected into the fluid, it is possible to draw conclusions about the transport induced by the motion of the fluid. This form of motion reconstruction is highly important for a large variety of applications, from medical settings [59], over engineering [67] to visual effects [15], but at the same time poses huge challenges.

Fluids on human scales are typically turbulent, and exhibit a highly complex mixture of translating, shearing, and rotating motions [60]. In addition, the markers by construction need to be sparse or transparent in order not to fully occupy and occlude the observed volume. Several works have alleviated these challenges with specialized hardware [18, 77] or by incorporating the established physical model for fluids, the *Navier-Stokes* equations, into the reconstruction [11, 21]. However, despite improvements in terms of quality of the reconstruction, the high non-linearity of the reconstruction problem coupled with ambiguous observations can cause the optimizations to find undesirable minimizers that deviate from ground truth motions.

In order to obtain a solution, existing approaches compute volumetric observations over time [21, 9, 79]. Hence, despite including a physical model, the observed quantities represent unknowns per time step, and are allowed to deviate from the constraints of the model. We make a central observation: when enforcing the physical model over the course of the complete trajectory of the observed fluid, the corresponding reconstructions yield a motion that better adheres to the ground truth. Thus, instead of a sequence, our reconstruction results in a *single initial state* of the density. This state is evolved via a *global transport* over time purely by the physical model and the temporal reconstruction of the motion field. In addition to an improved reconstruction of the motion, this strict differentiable physics prior [7, 28] allows us to work with very sparse observations, with only a single viewpoint in the extreme.

In order to better constrain the degrees of freedom in this single-viewpoint scenario, we propose a method inspired by generative adversarial networks (GANs) [19, 76]. Due to the complete lack of observations from other viewpoints, we make use of a small dataset of example motions, and train a convolutional neural network alongside the motion reconstruction that serves as a *discriminator*. This discriminator is evaluated for randomly sampled viewpoints in order to provide image space constraints that are coupled over time via our global transport formulation.

While existing works also typically focus on linear image formation models [30, 22], we combine the visual and transport constraints with a fully differentiable volumetric rendering pipeline. We account for complex lighting effects, such as absorption and self-shadowing, which are key elements to capture the visual appearance of many real-world marker observations.

To summarize, the main contributions of our work are:

- A global multi-scale transport optimization via a differentiable physical model that yields purely transport-based reconstructions.
- A learned visual prior to obtain motions from very sparse and single input views.
- The inclusion of differentiable rendering with explicit lighting and volumetric self-shadowing.

To the best of our knowledge, these contributions make it possible for the first time to construct a fluid motion from sparse views in an end-to-end optimization, even from a single viewpoint. An overview is given in Figure 1.

2. Related Work

Flow Reconstruction Reconstructing fluid flows from observations has a long history in science and engineering. A wide variety of methodologies have been proposed, ranging from Schlieren imaging [6, 2, 1], over particle imaging velocimetry (PIV) methods [20, 12], to laser scanners [24, 16] and structured light [23] and light path [33] approaches. Especially PIV has been widely used, and seen a variety of extensions and improvements, such as synthetic apertures [3], specialized lighting setups [77], and algorithms for custom hardware setups [14]. In the following, we focus on visible light capturing approaches, as they avoid the reliance on specialized, and often expensive hardware.

This capturing modality is especially interesting in conjunction with sparse reconstructions, *e.g.*, medical tomography settings often favor view sparsity [68, 4, 66]. Here, the highly under-constrained setting of a large number of degrees of freedom of a dense grid to be reconstructed from a very small number of input views is highly challenging for reconstruction algorithms. One avenue to obtain a reduced

solution space is to introduce physical priors. For fluids, the *Navier-Stokes equations* [60] represent a well-established physical model for incompressible fluids. *E.g.*, the adjoint method was used for gradient-based optimization of volumetric flows, such as fluid control [48]. On the other hand, Gregson *et al.* [21] introduced a multi-view convex optimization algorithm that makes use of a discrete advection step and a divergence-free projection. This approach was extended to incorporate view-interpolation to obtain additional constraints [79]. Convex optimization was also used for the reconstruction from sparse views [9], or specialized single view reconstruction [8]. However, this requires a hand-crafted regularizer to suppress depth-aligned motions. In contrast, we rely on gradients provided by deep-learning methods for our reconstructions. And while several of these methods introduce transport terms for inter-frame constraints, none introduces an “end-to-end” constraint that yields a single, physical transport process from an initial state to the last observed frame. Such gradient propagation through PDEs is also being explored in differentiable physical simulation [28].

3D Reconstruction and Appearance Solving the tomography for static scattering volumetric media has been studied via inverse scattering [17] or for large-scale cloudscapes [43]. Although we target volumetric reconstruction, our goals also partially align with settings where a clearly defined surface is visible, *e.g.*, reconstructions of 3D geometry [54, 42], including its deformation [78]. Mesh-based methods were proposed to create a deformation of a labeled template mesh [35], or of spherical prototypes [37]. While marker density volumes do not exhibit a clear surface, they share similarities with voxel-based reconstructions [58, 52]. In addition, learned representations [69, 45, 70, 51] have the flexibility to encode information about transparent materials and their reflectance properties, and temporally changing deformations [50, 55].

In conjunction with sparse-view reconstructions, regularization becomes increasingly important to obtain a meaningful solution. One line of work has employed different forms of appearance transfer [10, 32], *e.g.*, to match the histograms of fluid reconstructions [57], while others have proposed view interpolations via optical flow [79]. In the context of style transfer for natural images, learned approaches via GANs [19, 62] were shown to be especially powerful [81, 36]. GANs were likewise employed in fluid synthesis settings [76], and we propose a learned discriminator that works alongside a single flow reconstruction process.

A similar idea was used for single-view tomographic reconstruction of static objects: The approach by Henzler *et al.* [26] was extended to include a learned discriminator for a specific class of objects [25] to constrain unseen views. We extend this approach to sequences, and show that the

concept of learned self-supervision provides a highly useful building block for physical reconstructions.

Differentiable Rendering Computing derivatives of pixels in an image with respect to input variables is essential for many inverse problems. Several fast but approximate differentiable rendering methods have been presented that model simple light transport effects [46, 38]. Physics-based neural renderers account for secondary effects, such as shadows and indirect light. Li *et al.* [44] presented the first general-purpose differentiable ray tracer, and Nimier *et al.* [56] a versatile MCMC renderer that was, among other examples, applied to smoke densities. Neural renderers [71] were used for 3D reconstruction problems, *e.g.*, to render an explicit scene representation [25] or to synthesize novel views [51].

In the context of fluid simulations, differentiable renderers were used with and without differentiable solvers to optimize robotic controllers [63], to initialize a water wave simulator [29], and to transfer a style from an input image onto a 3D density field [39, 40]. Additive, *i.e.*, linear, lighting models were often used for flow reconstruction [9, 79]. They are suitable for thin marker densities that have little absorption under uniform lighting conditions. In contrast, our method employs a differentiable rendering model that handles non-linear attenuation and self-shadowing.

3. Method

The central goal of our algorithm is to reconstruct a space-time sequence of volumetric fluid motions \mathbf{u} such that a passively transported field of marker density ρ matches a set of target images. These targets are given as $c \in \mathcal{C}$ calibrated input views I_c^t for a time sequence of F frames with $\{t | t \in \mathbb{N}_0, t < F\}$. We represent ρ and \mathbf{u} as dense Eulerian grids, which are directly optimized through iterative gradient updates calculated from the proposed loss functions and propagated through the full sequence to achieve a solution that adheres to a global transport formulation.

3.1. Physical Prior

We derive our method on the basis of a strong physical prior given by the Navier-Stokes equations that describe the motion of an incompressible fluid:

$$\mathbf{u}_t + \mathbf{u} \cdot \nabla \mathbf{u} = -\nabla p + \nu \nabla^2 \mathbf{u}, \text{ s.t. } \nabla \cdot \mathbf{u} = 0. \quad (1)$$

In addition to the fluid velocity \mathbf{u} , p denotes the pressure and ν the kinematic viscosity. We implement these equations via a differentiable transport operator $\mathcal{A}(s, \mathbf{u})$ that can advect a generic field s (can be ρ or \mathbf{u}) using a velocity field \mathbf{u} . For the discretized operator \mathcal{A} we use a second-order transport scheme to preserve small-scale content on the transported fields [65]. Details are in Appendix A.3.

Global Density Transport Optimization Given an initial density ρ^0 , the state ρ^t at time t is given by

$$\rho^t := \mathcal{A}^t(\rho^0) = \mathcal{A}(\mathcal{A}(\mathcal{A}(\rho^0, \mathbf{u}^0), \mathbf{u}^1), \dots, \mathbf{u}^{t-1}) \quad (2)$$

and we only optimize ρ^0 and the velocity sequence $\{\mathbf{u}^0, \dots, \mathbf{u}^{t-1}\}$, instead of optimizing all ρ^t individually, as done by previous approaches. With this formulation we enforce a correct transport over the entire fluid flow trajectory, resulting in a reconstructed motion that better adheres to Equation (1). For optimization, all ρ^t are constrained by a composite loss \mathcal{L}_ρ , that we detail in Section 4. Thus, the gradient for ρ^0 is the sum of derivatives of \mathcal{L}_ρ , of all frames $t \in \mathbf{F}$, w.r.t. to the density of the first frame:

$$\nabla \rho_{\mathcal{A}}^0 = \sum_{t=0}^{\mathbf{F}} \frac{\partial \mathcal{L}_\rho(\rho^t)}{\partial \rho^0} = \sum_{t=0}^{\mathbf{F}} \frac{\partial \mathcal{A}^t(\rho^0)}{\partial \rho^0} \frac{\partial \mathcal{L}_\rho(\mathcal{A}^t(\rho^0))}{\partial \mathcal{A}^t(\rho^0)}. \quad (3)$$

Back-propagation of the gradients $\nabla \rho^{t+1}$ through every transport step $\mathcal{A}(\rho^t, \mathbf{u}^t)$ takes the iterative form

$$\nabla \rho_{\mathcal{A}}^t = \nabla \rho^t + \frac{\partial \mathcal{A}(\rho^t, \mathbf{u}^t)}{\partial \rho^t} \nabla \rho_{\mathcal{A}}^{t+1} \quad (4)$$

where $\nabla \rho^t = \partial \mathcal{L}_\rho(\rho^t) / \partial \rho^t$ are the individual per-frame gradients and $\nabla \rho_{\mathcal{A}}^{\mathbf{F}-1} = \nabla \rho^{\mathbf{F}-1}$. In practice, we found that using an exponential moving average (EMA) with decay β to accumulate the gradients, *i.e.*,

$$\nabla \rho_{\mathcal{A}}^t = (1 - \beta) \nabla \rho^t + \beta \frac{\partial \mathcal{A}(\rho^t, \mathbf{u}^t)}{\partial \rho^t} \nabla \rho_{\mathcal{A}}^{t+1}, \quad (5)$$

leads to better defined structures and smoother motion. This construction, which we will refer to as *global transport* formulation, requires an initial velocity sequence to create $\mathcal{A}^t(\rho^0)$, which we acquire from a forward-only pre-optimization pass, as described in Section 4. The velocity also receives gradients $\nabla \mathbf{u}_{\mathcal{A}}^t = \sum_{i=t}^{\mathbf{F}} \partial \mathcal{L}_\rho(\rho^i) / \partial \mathbf{u}^t = \partial \mathcal{A}(\rho^t, \mathbf{u}^t) / \partial \mathbf{u}^t \nabla \rho_{\mathcal{A}}^{t+1}$ from the back-propagation through the density advection. Those are, however, not back-propagated further through velocity self-advection.

Transport Losses A per-frame transport loss that takes the general form of

$$\mathcal{L}_{\mathcal{A}(s)} = |\mathcal{A}(s^{t-1}, \mathbf{u}^{t-1}) - s^t|^2 + |\mathcal{A}(s^t, \mathbf{u}^t) - s^{t+1}|^2 \quad (6)$$

connects s^t to the previous and subsequent frames at times $t - 1$ and $t + 1$. The self-advection loss $\mathcal{L}_{\mathcal{A}(\mathbf{u})}$ induces temporal coherence in the velocity fields while the density transport loss $\mathcal{L}_{\mathcal{A}(\rho)}$ is used to build the initial velocity sequence. Despite the inclusion of and back-propagation through the global transport via Equation (5), both still contribute important gradients that help to reconstruct the in-flow region and the motion within the visual hull, which we

show with an ablation in Appendix B.2. The divergence-free constraint of Equation (1) is enforced by additionally minimizing

$$\mathcal{L}_{\text{div}} = |\nabla \cdot \mathbf{u}|^2. \quad (7)$$

3.2. Differentiable Rendering

To connect the physical priors to the target observations we leverage recent progress in GD-based differentiable rendering [37, 25]. We employ a non-linear image formation (IF) model that includes attenuation and shadowing to handle varying lighting conditions and denser material while still being able to solve the underlying tomographic reconstruction problem. Our rendering operator $\mathcal{R}(\cdot)$ creates the image seen from view c of the density ρ given the outgoing light \mathbf{L} at each point in the volume by solving the integral

$$\mathcal{R}(\rho, \mathbf{L}, c) = \int_n^f \mathbf{L}(x) e^{-\int_n^x \rho(a) da} dx \quad (8)$$

for each pixel-ray $n \rightarrow f$ of the image, using the Beer-Lambert law for absorption [13].

The outgoing light \mathbf{L} is computed from point lights $p \in P$ at positions x_p with inverse-square falloff and single-scattering as well as ambient lighting to approximate the effect of multi-scattering. The intensities are i_p and i_a , respectively. The total outgoing light at point x is given as

$$\mathbf{L}_\rho(x) = i_a \rho(x) + \sum_{p \in P} i_p \rho(x) \frac{1}{1 + \|x_p - x\|_2} e^{-\int_{x_p}^x \rho(a) da}. \quad (9)$$

In practice we employ ray-marching to approximate the shadowing term and render the image and its transparency. Implementation details and an evaluation of the rendering model can be found in Appendix A.4.

With this formulation we can constrain the renderings of the reconstruction to the target images \mathbf{I}_c^t with

$$\mathcal{L}_{\text{tar}} = \frac{1}{c} \sum_{c \in \mathcal{C}} |\mathbf{I}_c^t - \mathcal{R}(\rho^t, \mathbf{L}_{\rho^t}, c)|^2. \quad (10)$$

3.3. Learned Self-Supervision

Our physical priors and rendering constraints enable the reconstruction of a physically correct flow even from sparse views. However, ρ , and therefore the transport, are increasingly under-constrained with fewer views, and the huge space of indistinguishable solutions can lead to a mismatch between real and computed motions, severely reducing accuracy when using only a single view. To address these ambiguities, we train a fully convolutional neural network alongside the motion reconstruction that serves as a discriminator between images of real and reconstructed smoke. This discriminator learns to transfer features of real flows to the reconstruction via their visual projections over the

course of the optimization. While the discriminator can not recover the true volumetric structure pertaining to a given sample, it constrains the results to be plausible w.r.t. the given target samples. We chose the RaLSGAN (relativistic average least squares) loss variant [34] as our discriminator loss for increased training stability:

$$\begin{aligned} \mathcal{L}_{\mathcal{D}}(\rho, l) := & \mathbb{E}_{r \sim R} \left[\left(\mathcal{D}(\mathbf{I}_r) - \mathbb{E}_{f \sim \Omega} \mathcal{D}(\hat{\mathbf{I}}_f) - l \right)^2 \right] \\ & + \mathbb{E}_{f \sim \Omega} \left[\left(\mathcal{D}(\hat{\mathbf{I}}_f) - \mathbb{E}_{r \sim R} \mathcal{D}(\mathbf{I}_r) + l \right)^2 \right]. \end{aligned} \quad (11)$$

\mathbf{I}_r are randomly sampled from a set of reference images R , and $\hat{\mathbf{I}}_f := \mathcal{R}(\rho, \mathbf{L}_\rho, f)$ are rendered random views of the reconstruction. The label l is 1 when training the discriminator, and -1 when using it as a loss to optimize the density via $\partial \mathcal{L}_{\mathcal{D}}(\rho, -1) / \partial \rho$. This auxiliary loss term provides gradients for the optimization process and in this way constrains the large space of possible solutions for the fluid motion. Further details are given in Appendix A.2.

Extending the discriminator in the temporal domain via a triplet of inputs $(\mathbf{I}^{t-i}, \mathbf{I}^t, \mathbf{I}^{t+i})$ was proposed for fluid in other contexts [76]. We show in Section 5.2 that such an extension does not yield benefits as our transport priors already successfully constrain the physicality of the motion.

3.4. Additional Constraints

During reconstruction we restrict the density to the visual hull \mathbf{H} constructed from the target views \mathcal{C} . After background subtraction the targets are turned into a binary mask, and projected into the volume (\mathcal{R}^{-1}) to create the hull via intersection:

$$\mathbf{H}^t := \bigcap_{c \in \mathcal{C}} \mathcal{R}^{-1}(H(\mathbf{I}_c^t - \epsilon), c), \quad (12)$$

with H being the Heaviside step function. Using the visual hull as hard constraint avoids residual density and tomography artifacts in outer regions of the reconstruction volume. For single-view reconstruction the hull is constructed using auxiliary image hulls created by rotation of the original view around a symmetry axis of the physical setup (Appendix A.5). While this hull is itself not physically correct, it constrains the solution to plausible shapes.

As we focus on fluid convection scenarios such as rising smoke plumes, we model dedicated inflow regions for ρ that are degrees of freedom, optimized together with the flow. We allow for free motions via Neumann boundary conditions for \mathbf{u} .

To reduce the non-linearity of the transport constraints, we follow a commonly employed multi-scale approach [49, 21] that first optimizes larger structures without being affected by local gradients of small-scale features. This is especially important for the global formulation, as




Figure 2: Multi-view evaluation with synthetic data: (a-e) Ablation with reference shown in (f). The different versions of the ablation (details in Section 5.1) continually improve density reconstruction and motion. (g-i) Comparison with previous work ScalarFlow [9], TomoFluid [79], and NeuralVolumes [45]. Our method in (e) yields an improved density reconstruction, in addition to a coherent and physical transport (see also Table 1a).

it enables the optimization of large-scale displacements when constructing the velocity field, and makes it easier to handle larger features in the density content, without details obstructing the velocity transport gradients, as $\partial\mathcal{A}(s, \mathbf{u})/\partial\mathbf{u}$ depends on the spatial gradients of s (see also Appendix A.3).

4. Reconstruction Framework

To reconstruct a specific flow, the density ρ and velocity \mathbf{u} are first initialized with random values inside the visual hull H . We alternately update ρ and \mathbf{u} via Adam iterations [41]. The targets I_c^t for the rendering loss are given as image sequences with their corresponding camera calibrations C . When using targets with a background, we composite the background and the reconstruction using the accumulated attenuation of the volume in order to match the appearance of the targets. While we experimented with optimizing the lighting (Appendix A.4.4), we use light positions and intensities that were determined empirically in our reconstructions. Below we give an overview of our framework, while algorithmic details and parameter settings are given in Appendix A.1.

Pre-Optimization Pass We run a single *forward* pass to obtain a density sequence $\tilde{\rho}$ as initial guess, and to compute an initial velocity sequence as starting point for the global transport optimization from Section 3.1. The density is computed via tomography using \mathcal{L}_{tar} and the visual hull H without transport constraints. The velocities \mathbf{u}^t are optimized using $\tilde{\rho}^t$ and $\tilde{\rho}^{t+1}$ via the density transport $\mathcal{L}_{\mathcal{A}(\rho)}$ and \mathcal{L}_{div} . To improve temporal coherence in this step the frames are initialized from the transported previous frame before optimization: $\tilde{\rho}^t := \mathcal{A}(\tilde{\rho}^{t-1}, \mathcal{A}(\mathbf{u}^{t-2}))$, $\mathbf{u}^t := \mathcal{A}(\mathbf{u}^{t-1}, \mathbf{u}^{t-1})$, for which the initial velocity \mathbf{u}^0 is constructed using the multi-scale scheme of Section 3.1. The initial density sequence $\tilde{\rho}$ is discarded when the global transport constraints are introduced.

Coupled Reconstruction The main part of the reconstruction couples the observations over time by incorporating the remaining priors, namely $\mathcal{L}_{\mathcal{A}(\rho)}$ for the density and $\mathcal{L}_{\mathcal{A}(\mathbf{u})}$ for velocity. Combined, for the density loss in Equation (3) this yields $\mathcal{L}_\rho = \mathcal{L}_{\text{tar}} + \mathcal{L}_{\mathcal{A}(\rho)} + \mathcal{L}_{\mathcal{D}}(\rho, -1)$. Subsequent iterations of the optimizer run over the whole sequence, updating degrees of freedom for all time steps. When optimizing via the global transport formulation (Eq. (5)) the degrees of freedom for densities are reduced to ρ^0 , and a density sequence is created by advecting ρ^0 forward before updating the velocities via back-propagation through the sequence while accumulating the gradients for ρ^0 . The multi-scale approach is realized by synchronously increasing the resolution for all densities and velocities of the complete sequence with an exponential growth factor of $\eta = 1.2$ in fixed intervals. Target and rendering resolution for \mathcal{L}_{tar} and \mathcal{D} are adjusted in accordance with the multi-scale resolutions.

5. Results and Evaluation

We use a synthetic data set with known ground truth motion to evaluate the performance for multiple target views, before evaluating real data for the single-view case. For all cases below, please see the supplemental video for details. The differences of the velocity reconstructions are especially apparent when seen in motion. The video and source code can be found on the project website.

5.1. Multi-view Reconstructions

We simulate a fluid flow with a publicly available Navier-Stokes solver [47] with a resolution of $128 \times 196 \times 128$. Observations are generated for 120 frames over time with 5 viewpoints spread over a 120 degree arc using real calibrations.

Ablation We first illustrate our algorithm with an ablation study. A qualitative comparison of these versions is shown

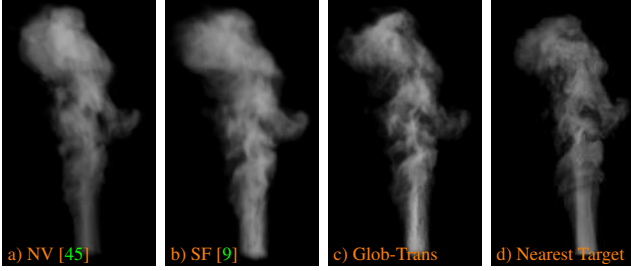


Figure 3: Other methods for multi-view reconstruction (a,b) compared to our approach (c), versus the nearest target from a 30° rotated viewpoint (d). Even for the new viewpoint, our reconstruction matches the structures of the target, while the other methods produce overly smooth reconstructions. The SF [9] result is representative for TF [79] here.

in Figure 2. The simplest *single* version uses the single pass described in Section 4. It yields a very good reconstruction of the input views, and low image space and volumetric errors for ρ^H and I_{rand} in Table 1, respectively, but strong tomographic artifacts. Due to the known deficiencies of direct metrics like RMSE for complex signals, we additionally compute SSIM [74] and LPIPS [80] metrics for I_{rand} . Although the single-pass version has good SSIM and LPIPS scores, it results in incoherent and unphysical motions over time. This is visible in terms of the metric $\mathcal{A}(\rho)^H$ in Table 1, which measures how well the motion from one frame explains the next state, *i.e.*, $\mathcal{A}(\rho)^H = |\mathcal{A}(\rho^{t-1}) - \rho^t|_2$.

The *forward* reconstruction (Section 4) introduces a temporal coupling, and yields slight improvements in terms of temporal metrics and reduces the artifacts. Next, enabling *coupling* (version C) over time by optimizing the sequence with transport losses greatly improves the transport accuracy to approx. 25% of the error of the forward version. Version C-MS in Table 1 activates *multi-scale* reconstruction during the coupled optimization and yields an improved reconstruction of larger structures, at the expense of an increased transport error. With version Glob-Trans we arrive at our *global transport* optimization, as described in Section 3.1. It results in sharper reconstructions, matching the perceived sharpness of the reference. This version achieves very good reconstructions in terms of density errors, and ensures a correct transport in terms of $\mathcal{A}(\rho)^H$ up to numerical precision, see Table 1.

State of the Art We compare our global transport approach to three state of the art methods. Specifically, we compare with *ScalarFlow* (SF) [9] and *TomoFluid* (TF) [79] as representatives of physics-based reconstruction methods, and *NeuralVolumes* (NV) [45] as a purely visual, learning-based method. We use the synthetic data set from before, while targets are rendered in accordance with each method for fairness. Quantitative results are summarized in Table 1,




Figure 4: Evaluation of transport accuracy for an initial state (a) advected with the velocity reconstructions of TF (b) and SF (c). Our result (d) is closest to the reference in (e).

while qualitative comparisons are depicted in Figure 2 (g-i).

The SF reconstruction [9] employs physical priors in a single forward pass, similar to a constrained physics-based simulation. This leads to a temporally coherent velocity, but underperforms in terms of matching the target views. Note that SF has a natural advantage for the velocity reconstruction metrics in Table 1 for \mathbf{u}^H as it is based on the same solver used to produce the synthetic data (see Appendix B). The TF method [79] improves upon this behavior by employing an optimization with physical priors, similar to the *coupled* variant of our ablation. However, due to its reliance on inter-frame motions and spatio-temporal smoothness, the computed motion is temporally incoherent. It additionally relies on a view-interpolation scheme to constrain intermediate view directions, which can be severely degraded far from the target views, *e.g.*, as shown in Figure 2 (h), and hinder convergence. The purely visual neural scene representation of NV [45] does not employ physical priors. Despite encoding a representation over time by relying on inputs from the observed sequence for the inference of new views, it does not contain information about the motion between consecutive frames. To compute volumetric samples that are comparable, we extract a density by discarding black occlusions. While the measurements for ρ are in a similar range as our approach, the image space errors for I_{rand} are larger, despite not providing velocities.

Compared to all three previous methods, our global-transport approach outperforms the others in terms of image space reconstruction and most volumetric metrics in Table 1. This is also highlighted in Figure 3, where we compare a target frame qualitatively to a nearby target view. Most importantly, our method reconstructs a temporally consistent motion over the full duration of the observed sequence – a key property for retrieving a realistic fluid motion. We highlight this behavior with an additional test in Figure 4, where an initial state is advected over the course of 120 steps with the optimized velocity sequence. Our approach yields the closest match with the reference configuration.

Metrics	$\mathcal{A}(\rho)^H$		ρ^H		\mathbf{u}^H		I_{rand}	
Method	RMSE↓	RMSE↓	SSIM↑	RMSE↓	SSIM↑	PSNR↑	LPIPS↓	
Single	0.1352	1.300	0.599	0.453	0.148	41.51	.0203	
Forward	0.1222	2.429	0.464	0.463	0.165	39.81	.0281	
C	0.0291	2.268	0.502	0.452	0.180	40.26	.0244	
C-MS	0.0505	1.309	0.585	0.445	0.167	41.59	.0186	
Glob-Trans	1.4e-7	1.844	0.533	0.452	0.171	39.86	.0257	
SF [9]	1.573*	2.814	0.328	0.440	0.220	35.80	.0529	
TF [79]	0.3879	1.707	0.473	0.544	0.082	30.19	.0492	
NV [45]	N/A	2.002	0.337	N/A	N/A	27.77	.0674	

(a) Multi-view: mean volume and image statistics and errors for synthetic data.

Metrics	Target views		I_{rand}
Method	PSNR↑	LPIPS↓	FID↓
Forward	29.42	.0538	164.6
C-MS	28.31	.0541	166.7
Glob-Trans	27.29	.0484	151.2
Full	27.40	.0489	140.3
Full+ \mathcal{D}_t	27.49	.0478	147.3
pGAN [25]	22.91	.0891	185.4

(b) Single-view: mean image statistics evaluated for five new random views.

Table 1: Error metrics for multi-view (left) and single-view cases (right). $\mathcal{A}(\rho)^H$ denotes the motion difference $\mathcal{A}(\rho^{t-1}) - \rho^t$, ρ^H and \mathbf{u}^H denote volumetric errors; all of these are measured inside the visual hull. I_{rand} measures differences to rendered targets using 32 random views. Bold numbers denote best scores for full algorithms, *i.e.*, without ablation variants. The * for $\mathcal{A}(\rho)^H$ of SF indicates resampling the velocities to the same grid resolution as other methods for comparison.

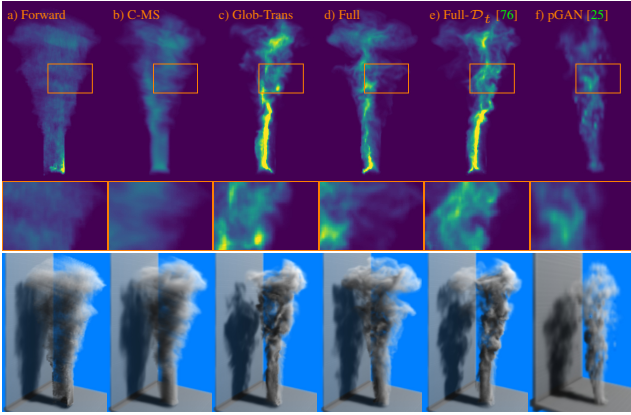


Figure 5: Single-view reconstructions of a captured fluid (target at 0°). Top & middle: density from a 90° side view. Bottom: rendered visualization at 60° . Our version with discriminator (d) yields coherent and sharp flow structures, preventing any smearing along the unconstrained direction (a, b) or streak artefacts (c). Temporal supervision [76] has no added benefit (e), while the purely learning-based method [25] fails to generate coherent features (f).

5.2. Single-View Reconstruction

We demonstrate the learned self-supervision, *i.e.*, the efficacy of the discriminator loss, on a reconstruction of 120 frames from a real capture [9]. To evaluate the results from unconstrained directions we also include FID measurements [27] in Table 1 (b).

Ablation Results of the single-view ablation for an unseen view at a 90° angle are shown in Figure 5. Here, the *forward* variant (a) highlights the under-constrained nature of the single-view reconstruction problem with strong smearing along depth. The *coupling* version (b) refines the reconstructed volumes, but still contains noticeable striping artifacts as well as a lack of details. Our *global transport*

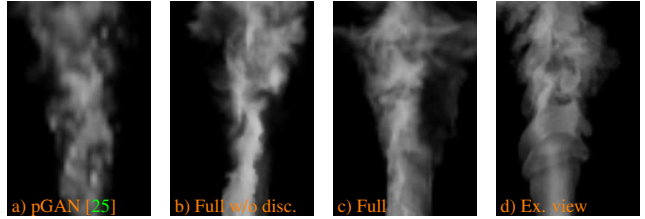


Figure 6: Unseen view of a single-view reconstruction: (a) previous work, our algorithm without (b) and with discriminator (c). The discriminator in (c) yields an improved reconstruction of small to medium scale structures in the flow that match the style of an example flow (d).

formulation (c) resolves these artifacts and yields a plausible motion, which, however, does not adhere to the motions observed in the input views. The *full* version (d) introduces the methodology explained in Section 3.3, and arrives at our full algorithm including global transport and the discriminator network. It not only sharpens the appearance of the plume, but also makes the flow more coherent by transferring information about the real-world behavior to unseen views. This is depicted in Figure 6 (c), where flow details closely match the style of an example view (d).

State of the Art Only few works exist that target volumetric single-view reconstructions over time. As two representatives, we evaluate the *temporal discriminator* \mathcal{D}_t proposed in previous work for fluid super-resolution [76], and the *Platonic GAN* approach for volumetric single view reconstructions [25].

The temporal self-supervision (Full- \mathcal{D}_t) [76] was proposed for settings without physical priors. We have extended our full algorithm with this method, and note that it does not yield substantial improvements for the optimized motion, see Figure 5 (e). This highlights the capabilities of the global transport, which already strongly constrains the

solution. Thus, a further constraint in the form of a temporal self-supervision has little positive influence, and slightly deteriorates the FID results in Table 1 (b).

The *Platonic GAN* (pGAN) was proposed for learning 2D supervision per class of reconstructed objects. We have used this approach to pre-train a network for per-frame supervision of the rising smoke case of our single-view evaluation yielding improvements in terms of depth artifacts. However, due to the lack of constraints over time, the solutions are incoherent, and do not align with the input sequence, leading to an FID of more than 180.

In contrast, the solution of our full algorithm yields a realistically moving sequence that very closely matches the input view while yielding plausible motions even for highly unconstrained viewing directions. This is reflected in the FID measurements in Table 1 (b), where our full algorithm outperforms the other versions with a score of 140.3. We found the discriminator to be especially important for noisy, real-world data, where hard, model-based constraints can otherwise lead to undesired minima in the optimization process. Both comparisons highlight their importance of learned self-supervision for single-view reconstructions, and their capabilities in combination with strong priors for the physical motion.

5.3. Real Data Single-View Reconstructions

We show two additional real flow scenarios reconstructed from single viewpoints with our full algorithm in Figure 7. For each case, our method very closely recovers the single input view, as shown in the top row of each case. In addition, the renderings from a new viewpoint in the bottom row highlight the realistic motion as seen from unconstrained viewpoints. Here, our optimization successfully computes over 690 million degrees of freedom, *i.e.*, grid cells, in a coupled fashion for the wispy smoke case. Resolution details are given in Appendix B, while the supplemental video shows these reconstructions in motion. Interestingly, we found it beneficial to re-train the discriminator alongside each new reconstruction. Reusing a pretrained network yields inferior results, which indicates that the discriminator changes over the course of the reconstruction to provide feedback for different aspects of the solution.

6. Discussion and Conclusions

We have presented a first method to recover an end-to-end motion of a fluid sequence from a single input view. This is achieved with a physical prior in the form of the global transport formulation, a differentiable volumetric renderer and a learned self-supervision for unseen angles.

Our single-view method comes with the limitation that the learned self-supervision assumes that the flow looks similar to the input view from unseen angles. The discriminator can only make the results look plausible by trans-




Figure 7: Additional single-view reconstructions. Top left: input views, top right: reconstruction from input view, bottom: different viewpoint with modified lighting. Our algorithm successfully reconstructs realistic motions for wispy smoke (a), as well as thicker volumes (b).

ferring the visual style of the given references. Physical correctness is induced by the direct, physical transport constraints. However, fluid flow naturally exhibits self similarity, and the discriminator performs significantly better than re-using the same input for constraints from multiple angles. Dissipation effects are not modeled in our approach, and would thus lead to errors in \mathcal{L}_{div} or $\mathcal{L}_{\mathcal{A}(\rho)}$. We further do not support objects/obstacles immersed in the flow. Additionally, we rely on positional information about the inflow into the reconstruction domain. Jointly optimizing for inflow position and flow poses an interesting challenge for future work. For our full method we have measured an average reconstruction time of ~ 30 minutes per frame using a single GPU, more details are in Appendix A.9.

In conclusion, our method makes an important step forward in terms of physics- and learning-based reconstruction of natural phenomena. We are especially excited about future connections to generative models and other physical phenomena, such as turbulent flows [73], liquids [64], or even elastic objects[75].

7. Acknowledgements

This work was supported by the Siemens/IAS Fellowship *Digital Twin*, and the ERC Consolidator Grant *SpaTe* (CoG-2019-863850).

References

- [1] Bradley Atcheson, Wolfgang Heidrich, and Ivo Ihrke. An evaluation of optical flow algorithms for background oriented schlieren imaging. *Experiments in Fluids*, 46(3):467–476, Mar 2009.
- [2] Bradley Atcheson, Ivo Ihrke, Wolfgang Heidrich, Art Tevs, Derek Bradley, Marcus Magnor, and Hans-Peter Seidel. Time-resolved 3d capture of non-stationary gas flows. *ACM Trans. Graph.*, 27(5), Dec. 2008.
- [3] Jesse Belden, Tadd T Truscott, Michael C Axiak, and Alexandra H Techet. Three-dimensional synthetic aperture particle image velocimetry. *Measurement Science and Technology*, 21(12):125403, 2010.
- [4] Yang Chen, Zhou Yang, Yining Hu, Guanyu Yang, Yongcheng Zhu, Yinsheng Li, Wufan Chen, Christine Toumoulin, et al. Thoracic low-dose ct image processing using an artifact suppressed large-scale nonlocal means. *Physics in Medicine & Biology*, 57(9):2667, 2012.
- [5] Blender Online Community. *Blender - a 3D modelling and rendering package*. Blender Foundation, Blender Institute, Amsterdam, 2020.
- [6] S.B. Dalziel, G.O. Hughes, and B.R. Sutherland. Whole-Field Density Measurements by 'Synthetic Schlieren'. *Experiments in Fluids*, 28:322–335, 2000.
- [7] Filipe de Avila Belbute-Peres, Kevin Smith, Kelsey Allen, Josh Tenenbaum, and J Zico Kolter. End-to-end differentiable physics for learning and control. In *Advances in neural information processing systems*, 2018.
- [8] M.-L. Eckert, W. Heidrich, and N. Thuerey. Coupled Fluid Density and Motion from Single Views. *Computer Graphics Forum*, 37(8):47–58, 2018.
- [9] Marie-Lena Eckert, Kiwon Um, and Nils Thuerey. ScalarFlow: A large-scale volumetric data set of real-world scalar transport flows for computer animation and machine learning. *ACM Transactions on Graphics (TOG)*, 38(6):1–16, 2019.
- [10] Alexei A Efros and William T Freeman. Image quilting for texture synthesis and transfer. In *Proceedings of the 28th annual conference on Computer graphics and interactive techniques*, pages 341–346, 2001.
- [11] Gerrit E Elsinga, Fulvio Scarano, Bernhard Wieneke, and Bas W van Oudheusden. Tomographic particle image velocimetry. *Experiments in fluids*, 41(6):933–947, 2006.
- [12] Gerrit E Elsinga, Fulvio Scarano, Bernhard Wieneke, and Bas W van Oudheusden. Tomographic particle image velocimetry. *Experiments in fluids*, 41(6):933–947, 2006.
- [13] Klaus Engel, Markus Hadwiger, Joe M Kniss, Aaron E Lefohn, Christof Rezk Salama, and Daniel Weiskopf. Real-time volume graphics. In *ACM Siggraph 2004 Course Notes*, pages 29–es. 2004.
- [14] Timothy W Fahringer, Kyle P Lynch, and Brian S Thurow. Volumetric particle image velocimetry with a single plenoptic camera. *Measurement Science and Technology*, 26(11):115201, 2015.
- [15] Ronald Fedkiw, Jos Stam, and Henrik Wann Jensen. Visual simulation of smoke. In Eugene Fiume, editor, *Proceedings of SIGGRAPH 2001*, Computer Graphics Proceedings, Annual Conference Series, pages 15–22. ACM, ACM Press / ACM SIGGRAPH, 2001.
- [16] Christian Fuchs, Tongbo Chen, Michael Goesele, Holger Theisel, and Hans-Peter Seidel. Density estimation for dynamic volumes. *Computers & Graphics*, 31(2):205–211, 2007.
- [17] Ioannis Gkioulekas, Anat Levin, and Todd Zickler. An evaluation of computational imaging techniques for heterogeneous inverse scattering. In Bastian Leibe, Jiri Matas, Nicu Sebe, and Max Welling, editors, *Computer Vision – ECCV 2016*, pages 685–701, Cham, 2016. Springer International Publishing.
- [18] E. Goldhahn and J. Seume. The Background Oriented Schlieren Technique: Sensitivity, Accuracy, Resolution and Application to a Three-Dimensional Density Field. *Experiments in Fluids*, 43(2–3):241–249, 2007.
- [19] Ian J Goodfellow, Jean Pouget-Abadie, Mehdi Mirza, Bing Xu, David Warde-Farley, Sherjil Ozair, Aaron Courville, and Yoshua Bengio. Generative adversarial nets. *stat*, 1050:10, 2014.
- [20] I. Grant. Particle Image Velocimetry: a Review. *Proceedings of the Institution of Mechanical Engineers*, 211(1):55–76, 1997.
- [21] James Gregson, Ivo Ihrke, Nils Thuerey, and Wolfgang Heidrich. From capture to simulation: connecting forward and inverse problems in fluids. *ACM Trans. Graph.*, 33(4):139, 2014.
- [22] James Gregson, Michael Krimmerman, Matthias B Hullin, and Wolfgang Heidrich. Stochastic tomography and its applications in 3d imaging of mixing fluids. *ACM Trans. Graph.*, 31(4):52–1, 2012.
- [23] Jinwei Gu, S.K. Nayar, E. Grinspun, P.N. Belhumeur, and R. Ramamoorthi. Compressive Structured Light for Recovering Inhomogeneous Participating Media. *IEEE Trans. Pattern Analysis and Mach. Int.*, 35(3):555–567, 2013.
- [24] Tim Hawkins, Per Einarsson, and Paul Debevec. Acquisition of time-varying participating media. *ACM Trans. Graph.*, 24(3):812–815, 2005.
- [25] Philipp Henzler, Niloy J. Mitra, and Tobias Ritschel. Escaping Plato's Cave: 3D Shape From Adversarial Rendering. In *Proceedings of the IEEE International Conference on Computer Vision*, pages 9984–9993, 2019.
- [26] Philipp Henzler, Volker Rasche, Timo Ropinski, and Tobias Ritschel. Single-image Tomography: 3D Volumes from 2D Cranial X-Rays. *Computer Graphics Forum*, 37(2):377–388, 2018.
- [27] Martin Heusel, Hubert Ramsauer, Thomas Unterthiner, Bernhard Nessler, and Sepp Hochreiter. Gans trained by a two time-scale update rule converge to a local nash equilibrium. In *Advances in neural information processing systems*, pages 6626–6637, 2017.
- [28] Philipp Holl, Nils Thuerey, and Vladlen Koltun. Learning to Control PDEs with Differentiable Physics. In *International Conference on Learning Representations*, 2020.
- [29] Yuanming Hu, Luke Anderson, Tzu-Mao Li, Qi Sun, Nathan Carr, Jonathan Ragan-Kelley, and Fredo Durand. Differen-

- tiable programming for physical simulation. In *International Conference on Learning Representations*, 2020.
- [30] Ivo Ihrke and Marcus Magnor. Image-based tomographic reconstruction of flames. In *ACM SIGGRAPH/Eurographics Symposium on Computer Animation*, pages 365–373. Eurographics Association, 2004.
- [31] Amirul Islam, Sen Jia, and D. B. Neil Bruce. How much position information do convolutional neural networks encode. *International Conference on Learning Representations*, 2020.
- [32] Omar Javed, Khurram Shafique, and Mubarak Shah. Appearance modeling for tracking in multiple non-overlapping cameras. In *2005 IEEE Computer Society Conference on Computer Vision and Pattern Recognition (CVPR'05)*, volume 2, pages 26–33. IEEE, 2005.
- [33] Yu Ji, Jinwei Ye, and Jingyi Yu. Reconstructing gas flows using light-path approximation. In *Proceedings of the IEEE Conference on Computer Vision and Pattern Recognition (CVPR)*, June 2013.
- [34] Alexia Jolicoeur-Martineau. The relativistic discriminator: A key element missing from standard GAN. In *International Conference on Learning Representations*, 2018.
- [35] Angjoo Kanazawa, Shubham Tulsiani, Alexei A. Efros, and Jitendra Malik. Learning Category-Specific Mesh Reconstruction from Image Collections. In *Proceedings of the European Conference on Computer Vision (ECCV)*, pages 371–386, 2018.
- [36] Tero Karras, Samuli Laine, and Timo Aila. A style-based generator architecture for generative adversarial networks. In *Proceedings of the IEEE conference on computer vision and pattern recognition*, pages 4401–4410, 2019.
- [37] Hiroharu Kato, Yoshitaka Ushiku, and Tatsuya Harada. Neural 3D Mesh Renderer. In *Proceedings of the IEEE Conference on Computer Vision and Pattern Recognition*, pages 3907–3916, 2018.
- [38] Hiroharu Kato, Yoshitaka Ushiku, and Tatsuya Harada. Neural 3d mesh renderer. In *IEEE Conference on Computer Vision and Pattern Recognition (CVPR)*, 2018.
- [39] Byungsoo Kim, Vinicius C. Azevedo, Markus Gross, and Barbara Solenthaler. Transport-based neural style transfer for smoke simulations. *ACM Transactions on Graphics*, 38(6):1–11, nov 2019.
- [40] Byungsoo Kim, Vinicius C. Azevedo, Markus Gross, and Barbara Solenthaler. Lagrangian neural style transfer for fluids. *ACM Transactions on Graphics*, 39(4), July 2020.
- [41] Diederik Kingma and Jimmy Ba. Adam: A method for stochastic optimization. *International Conference on Learning Representations (ICLR)*, 2015.
- [42] Anestis Koutsoudis, Blaž Vidmar, George Ioannakis, Fotis Arnaoutoglou, George Pavlidis, and Christodoulos Chamzas. Multi-image 3d reconstruction data evaluation. *Journal of Cultural Heritage*, 15(1):73–79, 2014.
- [43] Aviad Levis, Yoav Y. Schechner, Amit Aides, and Anthony B. Davis. Airborne three-dimensional cloud tomography. In *Proceedings of the IEEE International Conference on Computer Vision (ICCV)*, December 2015.
- [44] Tzu-Mao Li, Miika Aittala, Frédo Durand, and Jaakko Lehtinen. Differentiable monte carlo ray tracing through edge sampling. *ACM Trans. Graph. (Proc. SIGGRAPH Asia)*, 37(6):222:1–222:11, 2018.
- [45] Stephen Lombardi, Tomas Simon, Jason Saragih, Gabriel Schwartz, Andreas Lehrmann, and Yaser Sheikh. Neural Volumes: Learning Dynamic Renderable Volumes from Images. *ACM Transactions on Graphics*, 38(4):1–14, 2019.
- [46] Matthew M. Loper and Michael J. Black. OpenDR: An approximate differentiable renderer. In *Computer Vision – ECCV 2014*, volume 8695 of *Lecture Notes in Computer Science*, pages 154–169, Sept. 2014.
- [47] MantaFlow, 2018. <http://mantaflow.com>.
- [48] Antoine McNamara, Adrien Treuille, Zoran Popović, and Jos Stam. Fluid control using the adjoint method. *ACM Trans. Graph.*, 23(3):449–456, Aug. 2004.
- [49] Enric Meinhardt-Llopis, Javier Sánchez Pérez, and Daniel Kondermann. Horn-schunck optical flow with a multi-scale strategy. *Image Processing on line*, 2013:151–172, 2013.
- [50] Lars Mescheder, Michael Oechsle, Michael Niemeyer, Sebastian Nowozin, and Andreas Geiger. Occupancy networks: Learning 3d reconstruction in function space. In *Proceedings of the IEEE Conference on Computer Vision and Pattern Recognition*, pages 4460–4470, 2019.
- [51] Ben Mildenhall, Pratul P. Srinivasan, Matthew Tancik, Jonathan T. Barron, Ravi Ramamoorthi, and Ren Ng. Nerf: Representing scenes as neural radiance fields for view synthesis. In *ECCV*, 2020.
- [52] Gyeongsik Moon, Ju Yong Chang, and Kyoung Mu Lee. V2v-poseNet: Voxel-to-voxel prediction network for accurate 3d hand and human pose estimation from a single depth map. In *Proceedings of the IEEE conference on computer vision and pattern Recognition*, pages 5079–5088, 2018.
- [53] Nigel JW Morris and Kiriakos N Kutulakos. Dynamic refraction stereo. *IEEE transactions on pattern analysis and machine intelligence*, 33(8):1518–1531, 2011.
- [54] Przemyslaw Musialski, Peter Wonka, Daniel G Aliaga, Michael Wimmer, Luc Van Gool, and Werner Purgathofer. A survey of urban reconstruction. In *Computer graphics forum*, volume 32(6), pages 146–177. Wiley Online Library, 2013.
- [55] Michael Niemeyer, Lars Mescheder, Michael Oechsle, and Andreas Geiger. Occupancy flow: 4d reconstruction by learning particle dynamics. In *Proceedings of the IEEE International Conference on Computer Vision*, pages 5379–5389, 2019.
- [56] Merlin Nimier-David, Delio Vicini, Tizian Zeltner, and Wenzel Jakob. Mitsuba 2: A retargetable forward and inverse renderer. *Transactions on Graphics (Proceedings of SIGGRAPH Asia)*, 38(6), Dec. 2019.
- [57] Makoto Okabe, Yoshinori Dobashi, Ken Anjyo, and Rikio Onai. Fluid volume modeling from sparse multi-view images by appearance transfer. *ACM Transactions on Graphics*, 34(4):1–10, 2015.
- [58] Jeremie Papon, Alexey Abramov, Markus Schoeler, and Florentin Worgatter. Voxel cloud connectivity segmentation-supervoxels for point clouds. In *Proceedings of the IEEE*

- conference on computer vision and pattern recognition, pages 2027–2034, 2013.
- [59] Charles S Peskin. Flow patterns around heart valves: a numerical method. *Journal of computational physics*, 10(2):252–271, 1972.
- [60] Stephen B Pope. Turbulent flows, 2001.
- [61] Yiming Qian, Minglun Gong, and Yee-Hong Yang. Stereo-based 3d reconstruction of dynamic fluid surfaces by global optimization. In *Proceedings of the IEEE conference on computer vision and pattern recognition*, pages 1269–1278, 2017.
- [62] Alec Radford, Luke Metz, and Soumith Chintala. Unsupervised representation learning with deep convolutional generative adversarial networks. *Proc. ICLR*, 2016.
- [63] Connor Schenck and Dieter Fox. Spnets: Differentiable fluid dynamics for deep neural networks. In *Conference on Robot Learning*, volume 87 of *Proceedings of Machine Learning Research*, 2018.
- [64] Connor Schenck and Dieter Fox. Spnets: Differentiable fluid dynamics for deep neural networks. In *Conference on Robot Learning*, pages 317–335, 2018.
- [65] Andrew Selle, Ronald Fedkiw, ByungMoon Kim, Yingjie Liu, and Jarek Rossignac. An Unconditionally Stable MacCormack Method. *Journal of Scientific Computing*, 35(2):350–371, 2008.
- [66] Tiancheng Shen, Xia Li, Zhisheng Zhong, Jianlong Wu, and Zhouchen Lin. R-net: Recurrent and recursive network for sparse-view ct artifacts removal. In *International Conference on Medical Image Computing and Computer-Assisted Intervention*, pages 319–327. Springer, 2019.
- [67] M Shur, PR Spalart, M Strelets, and A Travin. Detached-eddy simulation of an airfoil at high angle of attack. In *Engineering turbulence modelling and experiments 4*, pages 669–678. Elsevier, 1999.
- [68] Emil Y Sidky and Xiaochuan Pan. Image reconstruction in circular cone-beam computed tomography by constrained, total-variation minimization. *Physics in Medicine & Biology*, 53(17):4777, 2008.
- [69] Vincent Sitzmann, Justus Thies, Felix Heide, Matthias Nießner, Gordon Wetzstein, and Michael Zollhofer. Deepvoxels: Learning persistent 3d feature embeddings. In *Proceedings of the IEEE Conference on Computer Vision and Pattern Recognition*, pages 2437–2446, 2019.
- [70] Vincent Sitzmann, Michael Zollhöfer, and Gordon Wetzstein. Scene representation networks: Continuous 3d-structure-aware neural scene representations. In *Advances in Neural Information Processing Systems*, pages 1121–1132, 2019.
- [71] Ayush Tewari, Ohad Fried, Justus Thies, Vincent Sitzmann, Stephen Lombardi, Kalyan Sunkavalli, Ricardo Martin-Brualla, Tomas Simon, Jason Saragih, Matthias Nießner, Rohit Pandey, Sean Fanello, Gordon Wetzstein, Jun-Yan Zhu, Christian Theobalt, Maneesh Agrawala, Eli Shechtman, Dan B Goldman, and Michael Zollhöfer. State of the art on neural rendering, 2020.
- [72] Simron Thapa, Nianyi Li, and Jinwei Ye. Dynamic fluid surface reconstruction using deep neural network. In *Proceedings of the IEEE/CVF Conference on Computer Vision and Pattern Recognition*, pages 21–30, 2020.
- [73] Kiwon Um, Robert Brand, Philipp Holl, and Nils Fei, Raymond Thuerey. Solver-in-the-loop: Learning from differentiable physics to interact with iterative pde-solvers. *Advances in Neural Information Processing Systems*, 2020.
- [74] Zhou Wang, Alan C Bovik, Hamid R Sheikh, and Eero P Simoncelli. Image quality assessment: from error visibility to structural similarity. *IEEE transactions on image processing*, 13(4):600–612, 2004.
- [75] Sebastian Weiss, Robert Maier, Daniel Cremers, Rudiger Westermann, and Nils Thuerey. Correspondence-free material reconstruction using sparse surface constraints. pages 4686–4695, 2020.
- [76] You Xie, Erik Franz, Mengyu Chu, and Nils Thuerey. tempoGAN: A temporally coherent, volumetric GAN for super-resolution fluid flow. *ACM Transactions on Graphics*, 37(4):95:1–95:15, 2018.
- [77] Jinhui Xiong, Ramzi Idoughi, Andres A Aguirre-Pablo, Abdulrahman B Aljedaani, Xiong Dun, Qiang Fu, Sigurdur T Thoroddsen, and Wolfgang Heidrich. Rainbow particle imaging velocimetry for dense 3d fluid velocity imaging. *ACM Trans. Graph.*, 36(4):36, 2017.
- [78] Guangming Zang, Ramzi Idoughi, Ran Tao, Gilles Lubineau, Peter Wonka, and Wolfgang Heidrich. Space-time tomography for continuously deforming objects. *ACM Trans. Graph.*, 37(4), July 2018.
- [79] Guangming Zang, Ramzi Idoughi, Congli Wang, Anthony Bennett, Jianguo Du, Scott Skeen, William L. Roberts, Peter Wonka, and Wolfgang Heidrich. TomoFluid: Reconstructing Dynamic Fluid from Sparse View Videos. In *Proceedings of the IEEE Conference on Computer Vision and Pattern Recognition*. IEEE, 2020.
- [80] Richard Zhang, Phillip Isola, Alexei A Efros, Eli Shechtman, and Oliver Wang. The unreasonable effectiveness of deep features as a perceptual metric. In *Proceedings of the IEEE conference on computer vision and pattern recognition*, pages 586–595, 2018.
- [81] Jun-Yan Zhu, Taesung Park, Phillip Isola, and Alexei A Efros. Unpaired image-to-image translation using cycle-consistent adversarial networks. In *Proceedings of the IEEE international conference on computer vision*, pages 2223–2232, 2017.