

Density-preserving Deep Point Cloud Compression

Yun He^{1*} Xinlin Ren^{1*} Danhang Tang² Yinda Zhang² Xiangyang Xue¹ Yanwei Fu¹
¹ Fudan University ² Google

Abstract

Local density of point clouds is crucial for representing local details, but has been overlooked by existing point cloud compression methods. To address this, we propose a novel deep point cloud compression method that preserves local density information. Our method works in an auto-encoder fashion: the encoder downsamples the points and learns point-wise features, while the decoder upsamples the points using these features. Specifically, we propose to encode local geometry and density with three embeddings: density embedding, local position embedding and ancestor embedding. During the decoding, we explicitly predict the upsampling factor for each point, and the directions and scales of the upsampled points. To mitigate the clustered points issue in existing methods, we design a novel sub-point convolution layer, and an upsampling block with adaptive scale. Furthermore, our method can also compress point-wise attributes, such as normal. Extensive qualitative and quantitative results on SemanticKITTI and ShapeNet demonstrate that our method achieves the state-of-the-art rate-distortion trade-off.

1. Introduction

Point cloud is one of the most important and widely used 3D representation in many applications, such as autonomous driving, robotics and physics simulation [13]. With the rapid development of 3D scanning technology, complex geometry can now be effectively captured as large point clouds with fine details. As a consequence, point cloud compression becomes crucial for storage and transmission. Particularly, to achieve favorable compression ratio, the community has been focusing on lossy methods and pondering the key question: what properties of point clouds should be preserved, given limited bitrate budget?

Besides the global geometry, we argue that local density

* indicates equal contribution.

Yun He, Xinlin Ren and Xiangyang Xue are with the School of Computer Science, Fudan University.

Yanwei Fu is with the School of Data Science, Fudan University.

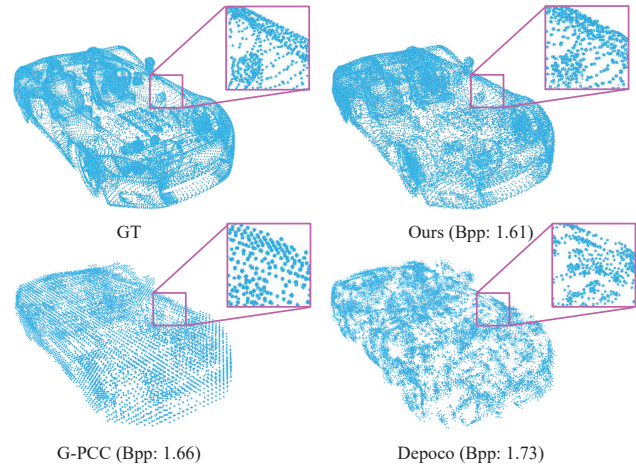


Figure 1. We argue that local density is an important characteristic of the point cloud and should be preserved during compression. Existing methods that ignore the local density exhibit artifacts such as uniform distribution (G-PCC [12]) and clustered points (Depoco [40]), resulting in worse reconstruction, especially when the bitrate is low.

is an important characteristic and should be preserved as much as possible. Firstly, preserving density usually leads to less outliers, and thus smaller reconstruction error. Secondly, point clouds captured in practice, e.g. from LiDAR, are rarely with uniformly distributed points. Losing local density means losing important traits such as scanning resolution and occlusion. Thirdly, point clouds are often processed or simplified to be denser on regions of interest or with complex geometry, such as human face, hand, etc. Preserving density during compression means more budget is spent on these regions. Last but not the least, if the decompressed point cloud has significantly different density from the raw one, downstream applications such as semantic segmentation may be affected.

Mathematically, a point cloud can be considered as a set, often with different cardinality and permutation settings [8], which makes it difficult for image/video compression or conventional learning-based solutions that assume fixed dimensional and ordered input. A typical strategy of existing lossy methods is to voxelize the points before compress-

sion [12, 27, 28, 37, 38]. While this allows leveraging conventional methods [7, 22], it obviously loses the local density, and has a precision capped by the voxel size. Recent methods [17, 41] utilize PointNet [24] or PointNet++ [25] to ignore the cardinality and permutation with max pooling, and preserve density to some extent. However, the decompressed point clouds always lose local details and suffer from clustered points issue, since most of the local geometry has been discarded by max pooling. Depoco [40] adopts KPConv [35] to capture more local spatial information than pooling, but clustered points artifact still exists due to feature replication, see Fig 1. Alternatively, Zhao *et al.* [46] introduces attention mechanism to handle different cardinalities and permutations, though it is not designed for compression purpose.

In this paper, we propose a novel density-preserving deep point cloud compression method which yields superior rate-distortion trade-off to prior arts, and more importantly preserves the local density. Our method has an auto-encoder architecture, trained with an entropy encoder end-to-end. The contributions of our paper are summarized as follows. On the encoder side: three types of feature embeddings are designed to capture local geometry distribution and density. On the decoder side: to mitigate the clustered points issue, we propose 1) the sub-point convolution to promote feature diversity during upsampling; 2) learnable number of upsampling points, and scale for their offsets in different regions.

We conduct extensive experiments and ablation studies to justify these contributions. Additionally, we demonstrate that our method can be easily extended to jointly compress attributes such as normal.

2. Related Work

Point Cloud Analysis. Point clouds are typically unstructured, irregular and unordered, which cannot be immediately processed by conventional convolution. To tackle this issue, many works [21, 30] first voxelize points and then apply 3D convolution, which however could be computationally expensive. Another type of approach directly operates on point clouds, hence termed point-based. For example, PointNet [24] and PointNet++ [25] use max pooling to ignore the order of points. DGCNN [39] proposes dynamic graph convolution for non-local feature aggregation. And Point Transformer [46] introduces a purely self-attention [36] based network.

Point Cloud Compression. Traditional point cloud compression algorithms [10–12, 23, 31, 32] usually rely on octree [22] or KD-tree [5] structures for storage efficiency. Inspired by the great success of deep learning technology in point cloud analysis [24, 25, 39, 46] and image compression [2, 3], the community begins to focus on the learning based point cloud compression. Similarly, lossy methods

can also be categorized into voxel-based [27, 28, 37, 38] and point-based [17, 40, 41]. While sharing the discussed pros and cons in point cloud analysis, point-based methods enable preserving local density for taking the raw 3D points as inputs. Specifically, Yan *et al.* [41] integrates PointNet [24] into an auto-encoder framework, while Huang *et al.* [17] uses PointNet++ [25] instead. Architecture wise, Wiesmann *et al.* [40] proposes to downsample the point cloud while encoding and upsample during decoding. Moreover, the research on deep entropy model [6, 16, 29] is also active, while it is nearly lossless since its loss is only from quantization. In this paper we are focusing on the more lossy compression in favor of higher compression ratio.

Point Cloud Upsampling. Point cloud upsampling aims to upsample a sparse point cloud to a dense and uniform one. And previous methods always design various feature expansion modules to achieve it. In particular, Yu *et al.* [44] replicates features and transforms them by multi-branch MLPs. And some other methods [19, 20, 43] employ folding-based [42] upsampling, which also duplicates features first. Specifically, Wang *et al.* [43] assigns each duplicated feature a 1D code. Li *et al.* [19] and Li *et al.* [20] concatenate each replicated feature with a point sampled from a 2D grid. However, the upsampled features generated from these methods could be too similar to each other due to replication, which inevitably results in clustered points.

3. Methodology

The proposed density-preserving deep point cloud compression framework is based on a symmetric auto-encoder architecture, where the encoder has S downsampling stages indexed by $0, 1, \dots, S-1$, and the decoder also has S upsampling stages indexed *reversely* by $S-1, S-2, \dots, 0$. For stage s of the encoder, the input point cloud is notated as \mathcal{P}_s and the output as \mathcal{P}_{s+1} . Reversely on the decoder side, the input and output of stage s are $\hat{\mathcal{P}}_{s+1}$ and $\hat{\mathcal{P}}_s$ respectively, as shown in Fig 2. Note that to distinguish from encoding, the *hat symbol* is used for reconstructed point clouds and associated features.

The input point cloud \mathcal{P}_0 is first partitioned into smaller blocks which will be compressed individually. For simplicity, we use the same notation \mathcal{P}_0 for a block. Specifically, on the encoder side, the input \mathcal{P}_s is downsampled to \mathcal{P}_{s+1} by a factor f_s at each stage s , while local geometry and density are also encoded into features \mathbf{F}_{s+1} . At the bottleneck, features \mathbf{F}_S are then fed into an end-to-end trained entropy encoder for further compression. When decompressing, we recover the downsampled point cloud $\hat{\mathcal{P}}_S$, along with the features $\hat{\mathbf{F}}_S$ extracted by the entropy decoder. Our upsampling module then utilizes $\hat{\mathbf{F}}_S$ to upsample $\hat{\mathcal{P}}_S$ back to the reconstructed point cloud $\hat{\mathcal{P}}_0$ stage by stage.

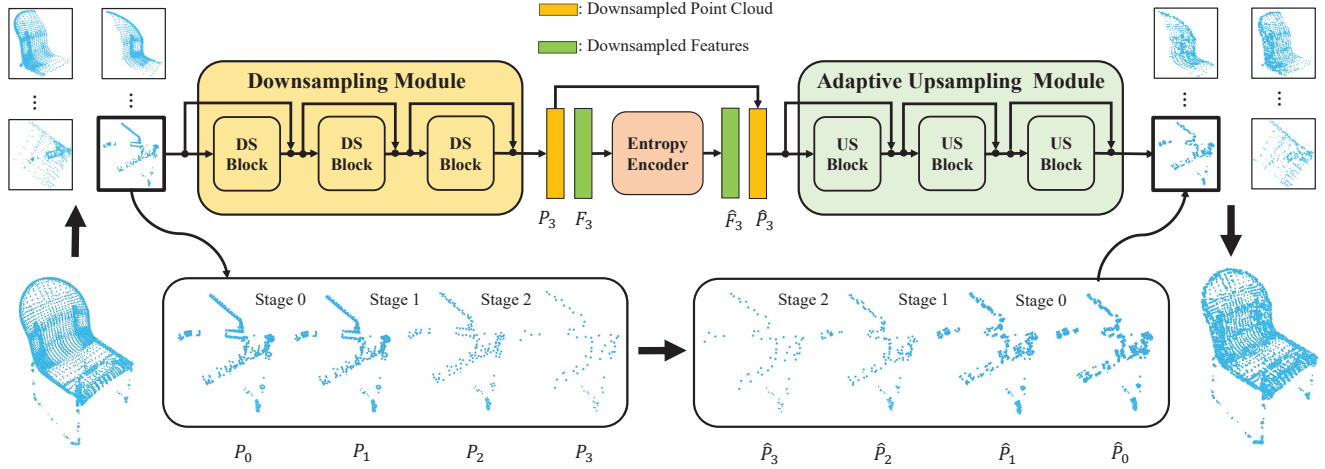


Figure 2. Our pipeline first partitions the point cloud into small blocks. Each block is then downsampled three times while the local density and geometry patterns of collapsed points are encoded into features. At the bottleneck, downsampled features are further compressed by an entropy encoder. The decoder can then use the features to adaptively upsample the downsampled point cloud back to the original geometry and density. The details of downsampling (DS) block and upsampling (US) block are shown in Fig 3 and Fig 5 respectively.

3.1. Density-preserving Encoder

Downsampling. At each stage s of the encoder, an input point cloud block \mathcal{P}_s will be downsampled to \mathcal{P}_{s+1} by a factor of f_s using farthest point sampling (FPS), which encourages the sampled points to have a good coverage of the point cloud \mathcal{P}_s . Please refer to the supplementary section for the ablation study of different sampling techniques.

Feature embedding. As \mathcal{P}_{s+1} itself does not preserve the discarded points distribution of \mathcal{P}_s . Simply upsampling \mathcal{P}_{s+1} by $1/f_s$ will end up with a reconstruction with poor accuracy and uniform density. To address this, for each point $p \in \mathcal{P}_{s+1}$, we calculate three different embeddings: *density embedding*, *local position embedding* and *ancestor embedding*, to capture the geometry and density of the discarded points $\mathcal{P}_s - \mathcal{P}_{s+1}$ in a compact form with low entropy.

First we define the concept of a collapsed points set $\mathcal{C}(p)$. After the downsampled points set is decided, each discarded point is deemed to collapse into its nearest downsampled point exclusively. Thus all the points that collapse into a downsampled point p form a collapsed points set $\mathcal{C}(p)$, and we term $u = |\mathcal{C}(p)|$ as the downsampling factor of point p .

The *density embedding* \mathbf{F}^D captures the cardinality of $\mathcal{C}(p)$ by mapping the downsampling factor u to a d -dimensional embedding via MLPs. Secondly, the *local position embedding* captures the distribution of $\mathcal{C}(p)$. Specifically, for each $p_k \in \mathcal{C}(p)$, the direction and distance of the offset $p_k - p$ are calculated as below:

$$\left(\frac{p_k - p}{\|p_k - p\|_2}, \|p_k - p\|_2 \right), p \in \mathcal{P}_{s+1}, p_k \in \mathcal{C}(p) \quad (1)$$

where the direction (3D) and distance (scalar) are represented by this 4D vector. Consequently, the local point distribution centered at p can be represented by a $u \times 4$ feature, which is mapped to a higher dimensional ($u \times d$) space with MLPs, before attention mechanism [36] is applied to aggregate them into a d -dimensional embedding \mathbf{F}^P .

While the density and position embedding capture the local density and geometry at stage s , it is necessary to pass along these information from previous stages without adding much rate cost. To this end, we employ the point transformer layer [46] to aggregate the previous stage features of the collapsed points set $\mathcal{C}(p)$ into the representative sampled point p , due to its simplicity and effectiveness. We term this d -dimensional vector \mathbf{F}^A as *ancestor embedding*.

At last, an MLP fuses these three embeddings ($\mathbf{F}^P, \mathbf{F}^D, \mathbf{F}^A$) into a new d -dimensional feature \mathbf{F}_{s+1} for the next stage. This process is illustrated in Fig 3.

Entropy encoding. At the bottleneck, we have a downsampled point cloud \mathcal{P}_S and per-point features \mathbf{F}_S . For \mathcal{P}_S , we use half float representation to reduce bitrate. And \mathbf{F}_S are further compressed by an entropy encoder. Following recent success in deep image compression [2, 3], we integrate an arithmetic encoder into the training process to jointly optimize the entropy of the features. This process is accompanied by a rate loss function that will be introduced later in Sec 3.3.

3.2. Density-recovering Decoder

Overview. During decoding, symmetrically, we have S up-sampling stages. At the bottleneck, we have the downsampled point cloud $\hat{\mathcal{P}}_S$ and decoded features $\hat{\mathbf{F}}_S$ extracted by the entropy decoder. Recall that during encoding, for each

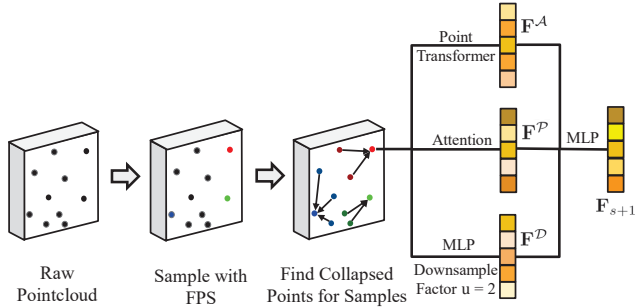


Figure 3. The downsampling block: first a subset of points are chosen as samples, and then three types of embeddings are computed and fused into \mathbf{F}_{s+1} .

downsampled point p , u discarded points collapse into it. This information is not losslessly transmitted but fused into the features. During decoding, in order to properly upsample each point, we apply MLPs to predict an upsampling factor $\hat{u} \approx u$ from the features. Similar to the collapsed set $\mathcal{C}(p)$ on the encoder, we define the upsampled set of a specific point $\hat{p} \in \hat{\mathcal{P}}_{s+1}$ as $\hat{\mathcal{C}}(\hat{p})$.

In addition to $\hat{\mathcal{C}}(\hat{p})$, the feature of each upsampled point is also predicted. Therefore the output of each point \hat{p} at upsampling stage s is:

$$(\hat{\mathcal{C}}(\hat{p}), \hat{\mathbf{F}}(\hat{p}), \hat{u}), \hat{p} \in \hat{\mathcal{P}}_{s+1}, \hat{u} \leq U \quad (2)$$

$U \times 3 \quad U \times d$

where $\hat{\mathcal{C}}(\hat{p})$ and $\hat{\mathbf{F}}(\hat{p})$ here have U items, but only the first \hat{u} points and features will be chosen as the final outputs. The union of all chosen points is the upsampled point cloud $\hat{\mathcal{P}}_s$ for the next stage, and same goes for $\hat{\mathbf{F}}_s$.

Sub-point convolution. At upsampling stage s , guided by the features $\hat{\mathbf{F}}_{s+1}$, we aim to upsample each point $\hat{p} \in \hat{\mathcal{P}}_{s+1}$ by the predicted upsampling factor \hat{u} . Additionally, $\hat{\mathbf{F}}_{s+1}$ also need to be expanded to \hat{u} features $\hat{\mathbf{F}}_s$ for the next stage. To achieve so, prior upsampling methods either use multi-branch MLPs for feature expansion [40, 44] or apply folding-based [42] upsampling modules [19, 20, 43]. Despite efforts of regularization and refinement, they still suffer from the aforementioned *clustered points* artifact due to feature replication. To address this, we propose a novel and efficient operator *sub-point convolution* (Fig 4), inspired by the sub-pixel convolution [33].

Specifically, given the input $N \times d_{in}$ features $\hat{\mathbf{F}}_{s+1}$, we first divide them into U groups along the channel dimension, such that each group has d_{in}/U channels. A convolution layer per group is applied to expand the features to a space with dimension $N \times U d_{out}$.

At last, we use periodic shuffle to reshape the upsampled features to $UN \times d_{out}$. Compared with prior methods [19, 20, 40, 43, 44], sub-point convolution has the following advantages: 1) the clustered points issue is mitigated by preventing feature replication; 2) convolution is applied

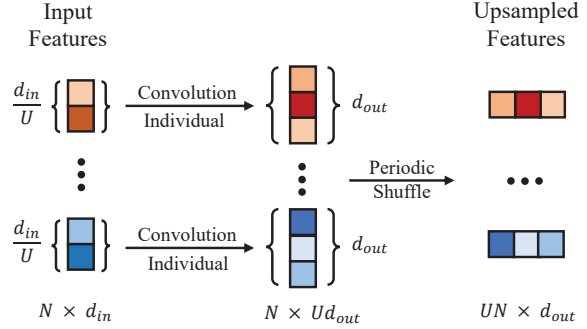


Figure 4. The illustration of sub-point convolution.

to each group with lower dimension, which significantly reduces the parameters and computations.

Upsampling block with adaptive scale. Based on the sub-point convolution, we build our upsampling block for points and associated features, as depicted in Fig 5. Centering at each point $\hat{p} \in \hat{\mathcal{P}}_{s+1}$, offsets of upsampled points are predicted. Since both downsampling and upsampling happen in local regions, the scales of predicted offsets need to be constrained. To this end, folding-based methods [19, 20, 43] use predefined small grid sizes. While Wiesmann *et al.* [40] constrains predicted offsets to $[-1, 1]$, and then scales them with a predefined factor. However, this scaling factor may vary significantly across different regions and different point clouds. Hence we design a new upsampling module with learnable scales.

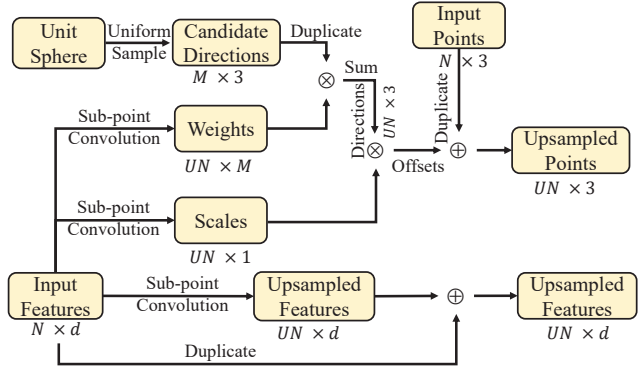


Figure 5. The scale-adaptive upsampling block, includes both point upsampling and feature upsampling.

In particular, a pool of M vectors is first sampled from a unit sphere and kept fixed as candidate directions for both training and inference. During upsampling, weights of these candidates are predicted such that the weighted sum result is the most probable direction. Some scaling factors, or magnitudes are also predicted from the input features $\hat{\mathbf{F}}_{s+1}$ to have the offsets and thus upsampled points.

The feature expansion is performed by sub-point convolution within a residual block [14]. Once we obtain the final

points and features, a refinement layer is added to finetune the upsampled points and features. It is essentially an up-sampling block with upsampling factor $\hat{u} = 1$.

3.3. Loss Function

We employ the standard rate-distortion loss function during training for better trade-off.

$$L = D + \lambda R, \quad (3)$$

where D penalizes distortion and R penalizes bitrate.

Distortion loss. For distortion (reconstruction error), we utilize the symmetric point-to-point Chamfer Distance [16] to measure the difference between the reconstructed point cloud $\hat{\mathcal{P}}_s$ and ground truth \mathcal{P}_s . Since the decoder has S stages, to avoid error accumulation, we compute the distortion loss at each stage and aggregate them as D_{cha} .

A density term is also designed to encourage recovering local density. At stage s of the decoder, a point \hat{p} is upsampled to a new chosen points set $\hat{\mathcal{C}}(\hat{p})$ (see Sec 3.2). We then find its nearest counter point p on the encoder side, which is collapsed from a set $\mathcal{C}(p)$ (see Sec 3.1). Hence we can define the density loss D_{den} as:

$$D_{den} = \sum_{s=0}^{S-1} \sum_{\hat{p} \in \hat{\mathcal{P}}_{s+1}} \frac{|\mathcal{C}(p)| - |\hat{\mathcal{C}}(\hat{p})| + \gamma |\overline{\mathcal{C}(p)} - \overline{\hat{\mathcal{C}}(\hat{p})}|}{|\hat{\mathcal{P}}_{s+1}|} \quad (4)$$

where the first term of numerator calculates the cardinality difference between the two sets, the second calculates the difference between the mean distances of all points in sets to center points p or \hat{p} , and γ is the weight.

To further facilitate the density estimation, for each stage s , we utilize another loss to measure the cardinality difference of ground truth \mathcal{P}_s and reconstructed point cloud $\hat{\mathcal{P}}_s$:

$$D_{card} = \sum_{s=0}^{S-1} \left| |\mathcal{P}_s| - |\hat{\mathcal{P}}_s| \right| \quad (5)$$

Finally, the overall distortion loss is as follows:

$$D = D_{cha} + \alpha D_{den} + \beta D_{card} \quad (6)$$

where α and β are the weights of respective terms.

Rate loss. Since entropy encoding is non-differentiable, a differentiable proxy is applied during training. Following [2, 3], we replace the quantization step with an additive uniform noise, and estimate the number of bits as the rate loss R . During inference, features are properly quantized and compressed by a range encoder.

3.4. Attribute Compression

Our framework can also compress point cloud attributes such as color, normal, etc. As an example, we incorporate

normal compression into our framework. To avoid extra cost of bitrate, we fix the same network architecture and hyperparameters. The only difference is the input/output dimension has changed from 3D to 6D (position+normal). To facilitate this, we employ a simple L2 loss to minimize the normal reconstruction error.

4. Evaluation

In this section, we evaluate our method by comparing to state-of-the-art methods on compression rate, reconstruction accuracy and local density recovering. We then provide ablation studies to justify the design choices. Lastly, we demonstrate that additional attributes like normal can be also compressed. Please refer to the supplementary section for implementation details and parameter settings.

4.1. Experiment Setup

Datasets. We conduct our main experiments on SemanticKITTI [4] and ShapeNet [9]. For SemanticKITTI, we follow the official training/testing split [4]. For ShapeNet, we follow [17] to split training/testing sets and sample points from meshes based on [15]. All point clouds are first normalized to $100m^3$ cubes and divided into non-overlapping blocks of $12m^3$ and $22m^3$ for SemanticKITTI and ShapeNet respectively, while each block is further normalized to $[-1, 1]$. For downstream surface reconstruction task, we use the RenderPeople [1] dataset.

Baselines. We compare to both state-of-the-art non-learning based methods: G-PCC [12], Google Draco [11], MPEG Anchor [23]; and learning-based methods: Depco [40], PCGC [38]. Note that all learning-based methods have been retrained on the same datasets as our method.

Evaluation metrics. Following [6, 16], we adopt the symmetric point-to-point Chamfer Distance (CD) and point-to-plane PSNR for geometry accuracy and Bits per Point (Bpp) for compression rate. Moreover, we design a new metric to measure the local density differences. And all these metrics are evaluated on each block. Specifically, for each point p , we notate its neighbor points within radius $r = 0.15$ as $\mathcal{K}(p)$. Since the cardinalities of ground truth \mathcal{P}_0 and reconstructed point cloud $\hat{\mathcal{P}}_0$ are not necessarily the same, we define a symmetric density metric DM as:

$$DM(\mathcal{P}_0, \hat{\mathcal{P}}_0) = \frac{1}{|\mathcal{P}_0|} \sum_{p \in \mathcal{P}_0} \delta(p, \hat{p}) + \frac{1}{|\hat{\mathcal{P}}_0|} \sum_{\hat{p} \in \hat{\mathcal{P}}_0} \delta(\hat{p}, p),$$

$$\text{where } \delta(a, b) = \frac{||\mathcal{K}(a)| - |\mathcal{K}(b)||}{|\mathcal{K}(a)|} + \mu \frac{|\overline{\mathcal{K}(a)} - \overline{\mathcal{K}(b)}|}{\overline{\mathcal{K}(a)}} \quad (7)$$

where b is the nearest counter point of a , μ is the weight, $|\mathcal{K}(a)|$ denotes the cardinality of $\mathcal{K}(a)$ and $\overline{\mathcal{K}(a)}$ denotes the mean distance of all points in $\mathcal{K}(a)$ to a .

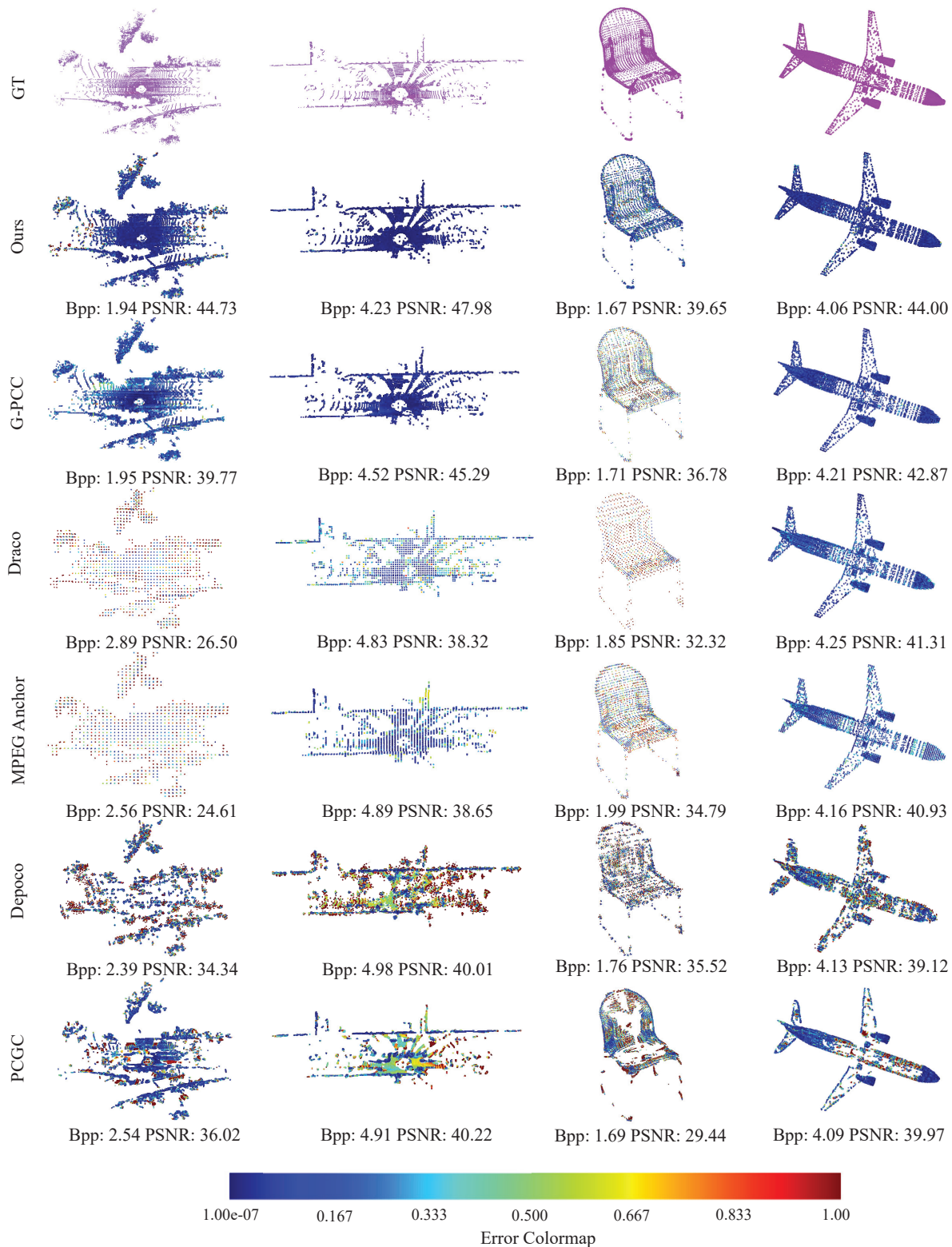


Figure 6. Qualitative results on SemanticKITTI (the first two columns) and ShapeNet (the last two columns). From top to bottom: Ground Truth, Ours, G-PCC [12], Draco [11], MPEG Anchor [23], Depoco [40] and PCGC [38]. We utilize the distance between each point in decompressed point clouds and its nearest neighbor in ground truth as the error. And the Bpp and PSNR metrics are averaged by each block of the full point clouds. It is obvious that our method successfully achieves both the most accurate geometry and lowest bitrates.

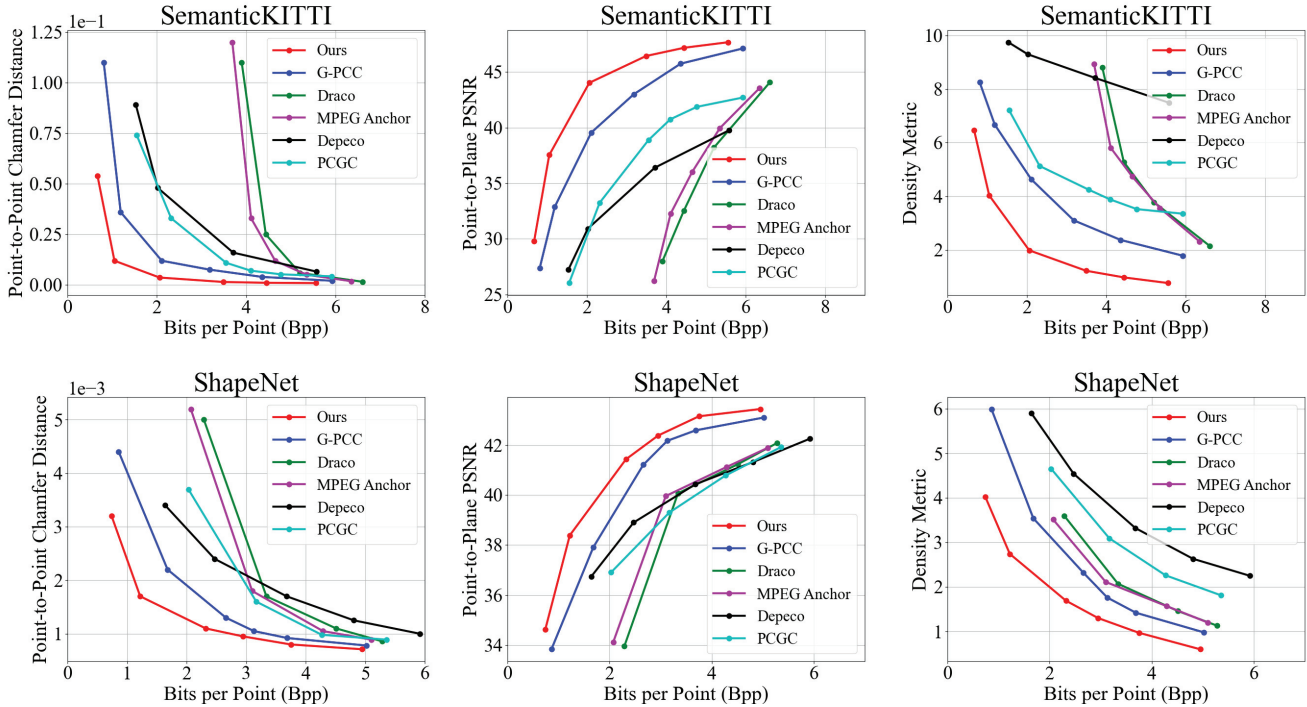


Figure 7. Quantitative results on SemanticKITTI (the first row) and ShapeNet (the second row). Our method consistently achieves more accurate geometry and recovering density across the full range of bitrates.

4.2. Comparison with SOTA

We first compare our method with SOTA on the rate-distortion trade-off. In Fig 7, we show the per-block Chamfer Distance, PSNR and density metric of all methods against Bits per Point (Bpp). Our method yields more accurate reconstruction consistently across the full spectrum of Bpp on both SemanticKITTI and ShapeNet datasets. Note the differences are more evident under the density metric.

Fig 6 shows qualitative results at various bitrates. Draco [11] and MPEG Anchor [23] typically need a high Bpp (*e.g.* >4) to achieve a satisfactory reconstruction. Plus they perform poorly at low bitrates due to quantization. Depoco [40] often generates clustered points caused by feature replication. PCGC [38] tends to miss a continuous chunk of points, because it regards decompression as a binary classification process (occupied or not), which has extremely imbalanced data due to the intrinsic sparsity of point clouds. Besides, it also significantly alters the density. Although G-PCC [12] recovers the overall geometry successfully, due to voxelization, it loses local details. Our method achieves the highest compression performance in terms of both geometry and local density while spending the lowest bitrates.

Complexity analysis. Table 1 shows the per-block latency and memory footprint of different methods. For G-PCC [12], Draco [11] and MPEG Anchor [23], we use the sizes of their executable files. For Depoco [40] and PCGC [38],

Methods	Enc. time (ms)	Dec. time (ms)	Size (MB)
G-PCC [12]	180/165	163/152	3.49
Draco [11]	147/153	147/153	2.49
MPEG Anchor [23]	151/142	136/130	27.8
Depoco [40]	32/126	2/2	0.54
PCGC [38]	130/96	24/19	7.73
Ours	80/81	24/31	0.70

Table 1. The average per-block encoding time, decoding time and model size of different methods on SemanticKITTI/ShapeNet, using a TITAN X GPU.

we use their checkpoint sizes. Our model is competitive in computational efficiency, only second to Depoco [40] but achieves a better rate-distortion trade-off.

4.3. Ablation Study

For fair comparison, we conduct all the ablation experiments on SemanticKITTI while fixing the Bpp at 2.1.

Effectiveness of each component. We build a baseline model consisting of a point transformer encoder [46], entropy encoder and multi-branch MLPs decoder [44]. The proposed components, including dynamic upsampling factor \hat{u} , local position embedding $\mathbf{F}^{\mathcal{D}}$, density embedding $\mathbf{F}^{\mathcal{D}}$, scale-adaptive upsampling block, sub-point convolution and upsampling refinement layer, are then added incrementally, as shown in Table 2. All the modules contribute to the reconstruction quality under a fixed Bpp.

Components	CD (10^{-2}) ↓	PSNR ↑	DM ↓
Baseline	2.61	38.82	4.17
+ \hat{u}	2.29	39.64	3.23
+ $\mathbf{F}^{\mathcal{P}}$	1.67	40.96	3.02
+ $\mathbf{F}^{\mathcal{D}}$	1.32	41.68	2.58
+Adaptive Scale	0.98	42.49	2.31
+Sub-point Conv	0.45	43.73	2.07
+Refinement	0.36	44.03	1.98

Table 2. The effectiveness of each component in our method. Each row a component is added on top of the previous row.

Effectiveness of our decoder. To show that our decoder, consisting of our upsampling block and sub-point convolution, is more effective in leveraging the information provided by the encoder for recovering density, we utilize various point upampling modules from previous works as the decoders to jointly train with our encoder, as shown in Table 3. Our decoder significantly outperforms others on all the reconstruction quality metrics, indicating that our decoder preserves geometry and local density better.

Decoders	CD (10^{-2}) ↓	PSNR ↑	DM ↓
Yu <i>et al.</i> [44]	1.25	41.51	2.60
Wang <i>et al.</i> [43]	1.03	42.54	2.46
Li <i>et al.</i> [19]	0.98	42.57	2.45
Li <i>et al.</i> [20]	0.90	42.83	2.32
Qian <i>et al.</i> [26]	0.81	43.06	2.25
Ours	0.36	44.03	1.98

Table 3. The effectiveness of our decoder. In each row, we replace our decoder with the decoder from another work.

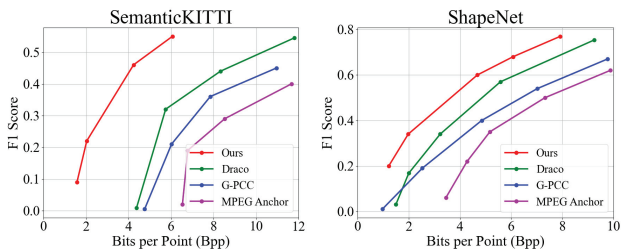


Figure 8. Quantitative normal compression results. Left: SemanticKITTI; right: ShapeNet. Our method consistently performs better than Draco [11], G-PCC [12] and MPEG Anchor [23] across the bitrate spectrum.

4.4. Normal Compression

Besides positions, we also evaluate the capability of compressing attributes, using normals as an example. The normals are concatenated with the point locations and fed into our model. The decompressed locations and normals are then compared with the inputs by per-block F1 score [6].

As modifying learning based approaches such as PCGC [38] and Depoco [40] to have attribute compression is non-trivial, we only compare to Draco [11], G-PCC [12] and

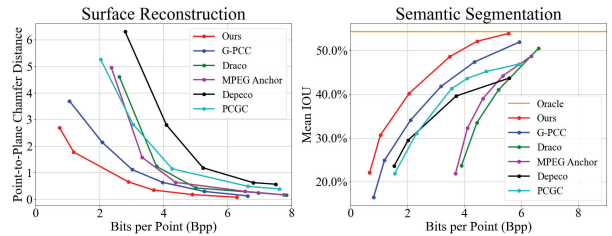


Figure 9. Quantitative results of downstream tasks. Left: surface reconstruction on RenderPeople; right: semantic segmentation on SemanticKITTI.

MPEG Anchor [23], as shown in Fig 8. Our method consistently outperforms others, especially by a large margin on the SemanticKITTI dataset.

4.5. Impact on Downstream Tasks

Point cloud compression, as an upstream task, should not affect the performance of downstream applications much. In this section, we compare the impact of different compression algorithms on two downstream tasks: surface reconstruction and semantic segmentation. Since some methods do not support attribute compression, all methods only compress the positions for fair comparison.

In the surface reconstruction experiments, Poisson reconstruction [18] is run on the full decompressed point clouds. Reconstructed meshes are then compared with the ground truth with the symmetric point-to-plane Chamfer Distance [34]. For semantic segmentation, we train PolarNet [45] on raw point clouds from SemanticKITTI training set, and test on the full decompressed point clouds. The mean intersection-over-union (IOU) is used as metric, following [16]. As shown in Fig 9, our method consistently yields the best rate-distortion trade-off, which reiterates the importance of recovering local density. Please refer to the supplementary section for qualitative comparisons.

5. Conclusion

We introduce a novel deep point cloud compression framework that can preserve local density. Not only does it yield the best rate-distortion trade-off against prior arts, it also recovers local density more accurately under our density metric. Qualitative results show that our algorithm can mitigate the two main density issues of other methods: uniformly distributed and clustered points. Complexity wise our method is only second to Depoco while with much better accuracy.

Acknowledgments. This work was supported in part by NSFC under Grant (No. 62076067), SMSTM Project (2021SHZDZX0103), and Shanghai Research and Innovation Functional Program (17DZ2260900). Danhang Tang, Yinda Zhang and Yanwei Fu are the corresponding authors.

References

- [1] Renderpeople. <https://renderpeople.com/free-3d-people>, 2018. 5
- [2] Johannes Ballé, Valero Laparra, and Eero P Simoncelli. End-to-end optimized image compression. *arXiv preprint arXiv:1611.01704*, 2016. 2, 3, 5
- [3] Johannes Ballé, David Minnen, Saurabh Singh, Sung Jin Hwang, and Nick Johnston. Variational image compression with a scale hyperprior. *arXiv preprint arXiv:1802.01436*, 2018. 2, 3, 5
- [4] Jens Behley, Martin Garbade, Andres Milioto, Jan Quenzel, Sven Behnke, Cyrill Stachniss, and Jürgen Gall. Semantickitti: A dataset for semantic scene understanding of lidar sequences. In *Proceedings of the IEEE/CVF International Conference on Computer Vision*, pages 9297–9307, 2019. 5
- [5] Jon Louis Bentley. Multidimensional binary search trees used for associative searching. *Communications of the ACM*, 18(9):509–517, 1975. 2
- [6] Sourav Biswas, Jerry Liu, Kelvin Wong, Shenlong Wang, and Raquel Urtasun. Muscle: Multi sweep compression of lidar using deep entropy models. *arXiv preprint arXiv:2011.07590*, 2020. 2, 5, 8
- [7] Andrew Brock, Theodore Lim, James M Ritchie, and Nick Weston. Generative and discriminative voxel modeling with convolutional neural networks. *arXiv preprint arXiv:1608.04236*, 2016. 2
- [8] Christian Bueno and Alan Hylton. On the representation power of set pooling networks. In *Thirty-Fifth Conference on Neural Information Processing Systems*, 2021. 1
- [9] Angel X Chang, Thomas Funkhouser, Leonidas Guibas, Pat Hanrahan, Qixing Huang, Zimo Li, Silvio Savarese, Manolis Savva, Shuran Song, Hao Su, et al. Shapenet: An information-rich 3d model repository. *arXiv preprint arXiv:1512.03012*, 2015. 5
- [10] Ricardo L De Queiroz and Philip A Chou. Compression of 3d point clouds using a region-adaptive hierarchical transform. *IEEE Transactions on Image Processing*, 25(8):3947–3956, 2016. 2
- [11] Frank Galligan, Michael Hemmer, Ondrej Stava, Fan Zhang, and Jamieson Brett. Google/draco: a library for compressing and decompressing 3d geometric meshes and point clouds. <https://github.com/google/draco>, 2018. 2, 5, 6, 7, 8
- [12] D Graziosi, O Nakagami, S Kuma, A Zaghetto, T Suzuki, and A Tabatabai. An overview of ongoing point cloud compression standardization activities: video-based (v-pcc) and geometry-based (g-pcc). *APSIPA Transactions on Signal and Information Processing*, 9, 2020. 1, 2, 5, 6, 7, 8
- [13] Yulan Guo, Hanyun Wang, Qingyong Hu, Hao Liu, Li Liu, and Mohammed Bennamoun. Deep learning for 3d point clouds: A survey. *IEEE transactions on pattern analysis and machine intelligence*, 2020. 1
- [14] Kai Ming He, Xiangyu Zhang, Shaoqing Ren, and Jian Sun. Deep residual learning for image recognition. In *Proceedings of the IEEE conference on computer vision and pattern recognition*, pages 770–778, 2016. 4
- [15] Pedro Hermosilla, Tobias Ritschel, Pere-Pau Vázquez, Àlvar Vinacua, and Timo Ropinski. Monte carlo convolution for learning on non-uniformly sampled point clouds. *ACM Transactions on Graphics (TOG)*, 37(6):1–12, 2018. 5
- [16] Lila Huang, Shenlong Wang, Kelvin Wong, Jerry Liu, and Raquel Urtasun. Octsqueeze: Octree-structured entropy model for lidar compression. In *Proceedings of the IEEE/CVF Conference on Computer Vision and Pattern Recognition*, pages 1313–1323, 2020. 2, 5, 8
- [17] Tianxin Huang and Yong Liu. 3d point cloud geometry compression on deep learning. In *Proceedings of the 27th ACM International Conference on Multimedia*, pages 890–898, 2019. 2, 5
- [18] Michael Kazhdan and Hugues Hoppe. Screened poisson surface reconstruction. *ACM Transactions on Graphics (ToG)*, 32(3):1–13, 2013. 8
- [19] Ruihui Li, Xianzhi Li, Chi-Wing Fu, Daniel Cohen-Or, and Pheng-Ann Heng. Pu-gan: a point cloud upsampling adversarial network. In *Proceedings of the IEEE/CVF International Conference on Computer Vision*, pages 7203–7212, 2019. 2, 4, 8
- [20] Ruihui Li, Xianzhi Li, Pheng-Ann Heng, and Chi-Wing Fu. Point cloud upsampling via disentangled refinement. In *Proceedings of the IEEE/CVF Conference on Computer Vision and Pattern Recognition*, pages 344–353, 2021. 2, 4, 8
- [21] Daniel Maturana and Sebastian Scherer. Voxnet: A 3d convolutional neural network for real-time object recognition. In *2015 IEEE/RSJ International Conference on Intelligent Robots and Systems (IROS)*, pages 922–928. IEEE, 2015. 2
- [22] Donald Meagher. Geometric modeling using octree encoding. *Computer graphics and image processing*, 19(2):129–147, 1982. 2
- [23] Rufael Mekuria, Kees Blom, and Pablo Cesar. Design, implementation, and evaluation of a point cloud codec for tele-immersive video. *IEEE Transactions on Circuits and Systems for Video Technology*, 27(4):828–842, 2016. 2, 5, 6, 7, 8
- [24] Charles R Qi, Hao Su, Kaichun Mo, and Leonidas J Guibas. Pointnet: Deep learning on point sets for 3d classification and segmentation. In *Proceedings of the IEEE conference on computer vision and pattern recognition*, pages 652–660, 2017. 2
- [25] Charles R Qi, Li Yi, Hao Su, and Leonidas J Guibas. Pointnet++: Deep hierarchical feature learning on point sets in a metric space. *arXiv preprint arXiv:1706.02413*, 2017. 2
- [26] Guocheng Qian, Abdulullah Abualshour, Guohao Li, Ali Thabet, and Bernard Ghanem. Pu-gcn: Point cloud upsampling using graph convolutional networks. In *Proceedings of the IEEE/CVF Conference on Computer Vision and Pattern Recognition*, pages 11683–11692, 2021. 8
- [27] Maurice Quach, Giuseppe Valenzise, and Frederic Dufaux. Learning convolutional transforms for lossy point cloud geometry compression. In *2019 IEEE International Conference on Image Processing (ICIP)*, pages 4320–4324. IEEE, 2019. 2
- [28] Maurice Quach, Giuseppe Valenzise, and Frederic Dufaux. Improved deep point cloud geometry compression. In *2020*

- IEEE 22nd International Workshop on Multimedia Signal Processing (MMSP)*, pages 1–6. IEEE, 2020. 2
- [29] Zizheng Que, Guo Lu, and Dong Xu. Voxelcontext-net: An octree based framework for point cloud compression. In *Proceedings of the IEEE/CVF Conference on Computer Vision and Pattern Recognition*, pages 6042–6051, 2021. 2
- [30] Gernot Riegler, Ali Osman Ulusoy, and Andreas Geiger. Octnet: Learning deep 3d representations at high resolutions. In *Proceedings of the IEEE conference on computer vision and pattern recognition*, pages 3577–3586, 2017. 2
- [31] Radu Bogdan Rusu and Steve Cousins. 3d is here: Point cloud library (pcl). In *2011 IEEE international conference on robotics and automation*, pages 1–4. IEEE, 2011. 2
- [32] Ruwen Schnabel and Reinhard Klein. Octree-based point-cloud compression. In *PBG@ SIGGRAPH*, pages 111–120, 2006. 2
- [33] Wenzhe Shi, Jose Caballero, Ferenc Huszár, Johannes Totz, Andrew P Aitken, Rob Bishop, Daniel Rueckert, and Zehan Wang. Real-time single image and video super-resolution using an efficient sub-pixel convolutional neural network. In *Proceedings of the IEEE conference on computer vision and pattern recognition*, pages 1874–1883, 2016. 4
- [34] Danhang Tang, Saurabh Singh, Philip A Chou, Christian Hane, Mingsong Dou, Sean Fanello, Jonathan Taylor, Philip Davidson, Onur G Guleryuz, Yinda Zhang, et al. Deep implicit volume compression. In *Proceedings of the IEEE/CVF Conference on Computer Vision and Pattern Recognition*, pages 1293–1303, 2020. 8
- [35] Hugues Thomas, Charles R Qi, Jean-Emmanuel Deschaud, Beatriz Marcotequi, François Goulette, and Leonidas J Guibas. Kpconv: Flexible and deformable convolution for point clouds. In *Proceedings of the IEEE/CVF International Conference on Computer Vision*, pages 6411–6420, 2019. 2
- [36] Ashish Vaswani, Noam Shazeer, Niki Parmar, Jakob Uszkoreit, Llion Jones, Aidan N Gomez, Łukasz Kaiser, and Illia Polosukhin. Attention is all you need. In *Advances in neural information processing systems*, pages 5998–6008, 2017. 2, 3
- [37] Jianqiang Wang, Dandan Ding, Zhu Li, and Zhan Ma. Multi-scale point cloud geometry compression. In *2021 Data Compression Conference (DCC)*, pages 73–82. IEEE, 2021. 2
- [38] Jianqiang Wang, Hao Zhu, Haojie Liu, and Zhan Ma. Lossy point cloud geometry compression via end-to-end learning. *IEEE Transactions on Circuits and Systems for Video Technology*, 2021. 2, 5, 6, 7, 8
- [39] Yue Wang, Yongbin Sun, Ziwei Liu, Sanjay E Sarma, Michael M Bronstein, and Justin M Solomon. Dynamic graph cnn for learning on point clouds. *Acm Transactions On Graphics (tog)*, 38(5):1–12, 2019. 2
- [40] Louis Wiesmann, Andres Milioto, Xieyuanli Chen, Cyrill Stachniss, and Jens Behley. Deep compression for dense point cloud maps. *IEEE Robotics and Automation Letters*, 6(2):2060–2067, 2021. 1, 2, 4, 5, 6, 7, 8
- [41] Wei Yan, Shan Liu, Thomas H Li, Zhu Li, Ge Li, et al. Deep autoencoder-based lossy geometry compression for point clouds. *arXiv preprint arXiv:1905.03691*, 2019. 2
- [42] Yaoqing Yang, Chen Feng, Yiru Shen, and Dong Tian. Foldingnet: Point cloud auto-encoder via deep grid deformation. In *Proceedings of the IEEE Conference on Computer Vision and Pattern Recognition*, pages 206–215, 2018. 2, 4
- [43] Wang Yifan, Shihao Wu, Hui Huang, Daniel Cohen-Or, and Olga Sorkine-Hornung. Patch-based progressive 3d point set upsampling. In *Proceedings of the IEEE/CVF Conference on Computer Vision and Pattern Recognition*, pages 5958–5967, 2019. 2, 4, 8
- [44] Lequan Yu, Xianzhi Li, Chi-Wing Fu, Daniel Cohen-Or, and Pheng-Ann Heng. Pu-net: Point cloud upsampling network. In *Proceedings of the IEEE Conference on Computer Vision and Pattern Recognition*, pages 2790–2799, 2018. 2, 4, 7, 8
- [45] Yang Zhang, Zixiang Zhou, Philip David, Xiangyu Yue, Zerong Xi, Boqing Gong, and Hassan Foroosh. Polarnet: An improved grid representation for online lidar point clouds semantic segmentation. In *Proceedings of the IEEE/CVF Conference on Computer Vision and Pattern Recognition*, pages 9601–9610, 2020. 8
- [46] Hengshuang Zhao, Li Jiang, Jiaya Jia, Philip HS Torr, and Vladlen Koltun. Point transformer. In *Proceedings of the IEEE/CVF International Conference on Computer Vision*, pages 16259–16268, 2021. 2, 3, 7