

ICON: Implicit Clothed humans Obtained from Normals

Yuliang Xiu Jinlong Yang Dimitrios Tzionas Michael J. Black
 Max Planck Institute for Intelligent Systems, Tübingen, Germany
 {yuliang.xiu, jinlong.yang, dtzionas, black}@tuebingen.mpg.de



Figure 1. **Images to avatars.** ICON robustly reconstructs 3D clothed humans in unconstrained poses from individual video frames (Left). These are used to learn a fully textured and animatable clothed avatar with realistic clothing deformations (Right).

Abstract

Current methods for learning realistic and animatable 3D clothed avatars need either posed 3D scans or 2D images with carefully controlled user poses. In contrast, our goal is to learn an avatar from only 2D images of people in unconstrained poses. Given a set of images, our method estimates a detailed 3D surface from each image and then combines these into an animatable avatar. Implicit functions are well suited to the first task, as they can capture details like hair and clothes. Current methods, however, are not robust to varied human poses and often produce 3D surfaces with broken or disembodied limbs, missing details, or non-human shapes. The problem is that these methods use global feature encoders that are sensitive to global pose. To address this, we propose ICON (“Implicit Clothed humans Obtained from Normals”), which, instead, uses local features. ICON has two main modules, both of which exploit the SMPL(-X) body model. First, ICON infers detailed clothed-human normals (front/back) conditioned on the SMPL(-X) normals. Second, a visibility-aware implicit surface regressor produces an iso-surface of a human occupancy field. Importantly, at inference time, a feedback loop alternates between refining the SMPL(-X) mesh using the inferred clothed normals and then refining the normals. Given multiple reconstructed frames of a subject in varied poses, we use a modified version of SCANimate to produce an animatable avatar from them. Evaluation on the AGORA and CAPE datasets shows

that ICON outperforms the state of the art in reconstruction, even with heavily limited training data. Additionally, it is much more robust to out-of-distribution samples, e.g., in-the-wild poses/images and out-of-frame cropping. ICON takes a step towards robust 3D clothed human reconstruction from in-the-wild images. This enables avatar creation directly from video with personalized pose-dependent cloth deformation. Models and code are available for research at <https://icon.is.tue.mpg.de>.

1. Introduction

Realistic virtual humans will play a central role in mixed and augmented reality, forming a key foundation for the “metaverse” and supporting remote presence, collaboration, education, and entertainment. To enable this, new tools are needed to easily create 3D virtual humans that can be readily animated. Traditionally, this requires significant artist effort and expensive scanning equipment. Therefore, such approaches do not scale easily. A more practical approach would enable individuals to create an avatar from one or more images. There are now several methods that take a single image and regress a minimally clothed 3D human model [4, 5, 13, 16, 28, 40]. Existing parametric body models, however, lack important details like clothing and hair [24, 32, 40, 45, 56]. In contrast, we present a method that robustly extracts 3D scan-like data from images of people in arbitrary poses and uses this to construct an animatable avatar.

We base our approach on implicit functions (IFs), which go beyond parametric body models to represent fine shape details and varied topology. IFs allow recent methods to infer detailed shape from an image [17, 19, 46, 47, 57, 62]. Despite promising results, state-of-the-art (SOTA) methods struggle with in-the-wild data and often produce humans with broken or disembodied limbs, missing details, high-frequency noise, or non-human shape; see Fig. 2 for examples.

The issues with previous methods are twofold: (1) Such methods are typically trained on small, hand-curated, 3D human datasets (e.g. Renderpeople [1]) with very limited pose, shape and clothing variation. (2) They typically feed their implicit-function module with features of a global 2D image or 3D voxel encoder, but these are sensitive to global pose. While more, and more varied, 3D training data would help, such data remains limited. Hence, we take a different approach and improve the model.

Specifically, our goal is to reconstruct a detailed clothed 3D human from a single RGB image with a method that is training-data efficient and robust to in-the-wild images and out-of-distribution poses. Our method, called *ICON*, stands for *Implicit Clothed humans Obtained from Normals*. *ICON* replaces the global encoder of existing methods with a more data-efficient local scheme; Fig. 3 shows a model overview. *ICON* takes as input an RGB image of a segmented clothed human and a SMPL body estimated from the image [27]. The SMPL body is used to guide two of *ICON*'s modules: one infers detailed clothed-human surface normals (front and back views), and the other infers a visibility-aware implicit surface (iso-surface of an occupancy field). Errors in the initial SMPL estimate, however, might misguide inference. Thus, at inference time, an iterative feedback loop refines SMPL (i.e., its 3D shape, pose, and translation) using the inferred detailed normals, and vice versa, leading to a refined implicit shape with better 3D details.

We evaluate *ICON* quantitatively and qualitatively on challenging datasets, namely AGORA [39] and CAPE [35], as well as on in-the-wild images. Results show that *ICON* has two advantages w.r.t. the state of the art: (1) **Generalization.** *ICON*'s locality helps it generalize to in-the-wild images and out-of-distribution poses and clothes better than previous methods. Representative cases are shown in Fig. 2; notice that, although *ICON* is trained on full-body images only, it can handle images with out-of-frame cropping, with no fine tuning or post processing. (2) **Data efficacy.** *ICON*'s locality helps it avoid spurious correlations between pose and surface shape. Thus, it needs less data for training. *ICON* significantly outperforms baselines in low-data regimes, as it reaches SOTA performance when trained with as little as 12% of the data.

We provide an example application of *ICON* for creating an animatable avatar; see Fig. 1 for an overview. We first apply *ICON* on the individual frames of a video sequence,

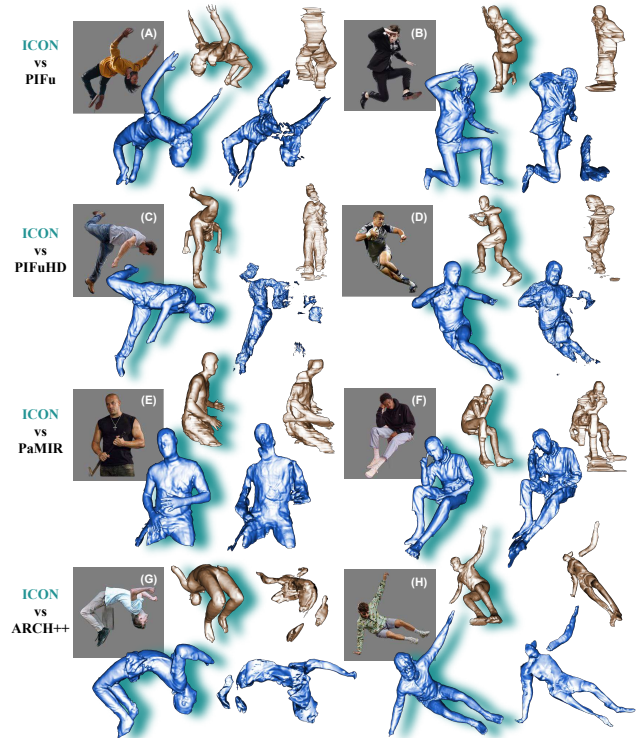


Figure 2. SOTA methods for inferring 3D humans from in-the-wild images, e.g., PIFu, PIFuHD, PaMIR, and ARCH++, struggle with challenging poses and out-of-frame cropping (E), resulting in various artifacts including non-human shapes (A,G), disembodied parts (B,H), missing body parts (C,D), missing details (E), and high-frequency noise (F). *ICON* deals with these challenges and produces high-quality results, highlighted with a green shadow. Front view (blue) and rotated view (bronze).

to obtain 3D meshes of a clothed person in various poses. We then use these to train a poseable avatar using a modified version of SCANimate [48]. Unlike 3D scans, which SCANimate takes as input, our estimated shapes are not equally detailed and reliable from all views. Consequently, we modify SCANimate to exploit visibility information in learning the avatar. The output is a 3D clothed avatar that moves and deforms naturally; see Fig. 1-right and Fig. 8b.

ICON takes a step towards robust reconstruction of 3D clothed humans from in-the-wild photos. Based on this, fully textured and animatable avatars with personalized pose-aware clothing deformation can be created directly from video frames. Models and code are available at <https://icon.is.tue.mpg.de>.

2. Related work

Mesh-based statistical models. Mesh-based statistical body models [24, 32, 40, 45, 56] are a popular explicit representation for 3D human reconstruction. This is not only because such models capture the statistics across a human population, but also because meshes are compatible with standard

graphics pipelines. A lot of work [13, 25, 26, 28, 49, 50, 58] estimates 3D body meshes from an RGB image, but these have no clothing. Other work estimates clothed humans, instead, by modeling clothing geometry as 3D offsets on top of body geometry [2–5, 29, 42, 55, 64]. The resulting clothed 3D humans can be easily animated, as they naturally inherit the skeleton and surface skinning weights from the underlying body model. An important limitation, though, is modeling clothing such as skirts and dresses; since these differ a lot from the body surface, simple body-to-cloth offsets are insufficient. To address this, some methods [8, 22] use a classifier to identify cloth types in the input image, and then perform cloth-aware inference for 3D reconstruction. However, such a remedy does not scale up to a large variety of clothing types. Another advantage of mesh-based statistical models, is that texture information can be easily accumulated through multi-view images or image sequences [4, 8], due to their consistent mesh topology. The biggest limitation, though, is that the state of the art does not generalize well w.r.t. clothing-type variation, and it estimates meshes that do not align well to input-image pixels.

Deep implicit functions. Unlike meshes, deep implicit functions [12, 37, 38] can represent detailed 3D shapes with arbitrary topology, and have no resolution limitations. Saito et al. [46] introduce deep implicit functions for clothed 3D human reconstruction from RGB images and, later [47], they significantly improve 3D geometric details. The estimated shapes align well to image pixels. However, their shape reconstruction lacks regularization, and often produces artifacts like broken or disembodied limbs, missing details, or geometric noise. He et al. [17] add a coarse-occupancy prediction branch, and Li et al. [31] and Dong et al. [15] use depth information captured by an RGB-D camera to further regularize shape estimation and provide robustness to pose variation. Li et al. [30] speed up inference through an efficient volumetric sampling scheme. A limitation of all above methods is that the estimated 3D humans cannot be reposed, because implicit shapes (unlike statistical models) lack a consistent mesh topology, a skeleton, and skinning weights. To address this, Bozic et al. [9] infer an embedded deformation graph to manipulate implicit functions, while Yang et al. [57] also infer a skeleton and skinning fields.

Statistical models & implicit functions. Mesh-based statistical models are well regularized, while deep implicit functions are much more expressive. To get the best of both worlds, recent methods [6, 7, 19, 62] combine the two representations. Given a sparse point cloud of a clothed person, IPNet [6] infers an occupancy field with body/clothing layers, registers SMPL to the body layer with inferred body-part segmentation, and captures clothing as offsets from SMPL to the point cloud. Given an RGB image of a clothed person, ARCH [19] and ARCH++ [18] reconstruct 3D human shape in a canonical space by warping query points from the

canonical to the posed space, and projecting them onto the 2D image space. However, to train these models, one needs to unpose scans into the canonical pose with an accurately fitted body model; inaccurate poses cause artifacts. Moreover, unposing clothed scans using the “undressed” model’s skinning weights alters shape details. For the same RGB input, Zheng et al. [61, 62] condition the implicit function on a posed and voxelized SMPL mesh for robustness to pose variation and reconstruct local details from the image pixels, similar to PIFu [46]. However, these methods are sensitive to global pose, due to their 3D convolutional encoder. Thus, for training data with limited pose variation, they struggle with out-of-distribution poses and in-the-wild images.

Positioning ICON w.r.t. related work. ICON combines the statistical body model SMPL with an implicit function, to reconstruct clothed 3D human shape from a single RGB image. SMPL not only guides ICON’s estimation, but is also optimized “in the loop” during inference to enhance its pose accuracy. Instead of relying on the global body features, ICON exploits local body features that are agnostic to global pose variations. As a result, even when trained on heavily limited data, ICON achieves state-of-the-art performance and is robust to out-of-distribution poses. This work links monocular 3D clothed human reconstruction to scan/depth based avatar modeling algorithms [11, 14, 34, 36, 48, 52, 54].

3. Method

ICON is a deep-learning model that infers a 3D clothed human from a color image. Specifically, ICON takes as input an RGB image with a segmented clothed human (following the suggestion of PIFuHD’s repository [41]), along with an estimated human body shape “under clothing” (SMPL), and outputs a pixel-aligned 3D shape reconstruction of the clothed human. ICON has two main modules (see Fig. 3) for: (1) SMPL-guided clothed-body normal prediction and (2) local-feature based implicit surface reconstruction.

3.1. Body-guided normal prediction

Inferring full-360° 3D normals from a single RGB image of a clothed person is challenging; normals for the occluded parts need to be hallucinated based on the observed parts. This is an ill-posed task and is challenging for deep networks. Unlike model-free methods [21, 47, 51], ICON takes into account a SMPL [32] “body-under-clothing” mesh to reduce ambiguities and guide front and (especially) back clothed-body normal prediction. To estimate the SMPL mesh $\mathcal{M}(\beta, \theta) \in \mathbb{R}^{N \times 3}$ from image \mathcal{I} , we use PyMAF [60] due to its better mesh-to-image alignment compared to other methods. SMPL is parameterized by shape, $\beta \in \mathbb{R}^{10}$, and pose, $\theta \in \mathbb{R}^{3 \times K}$, where $N = 6,890$ vertices and $K = 24$ joints. ICON is also compatible with SMPL-X [40].

Under a weak-perspective camera model, with scale $s \in \mathbb{R}$ and translation $t \in \mathbb{R}^3$, we use the PyTorch3D [43] dif-

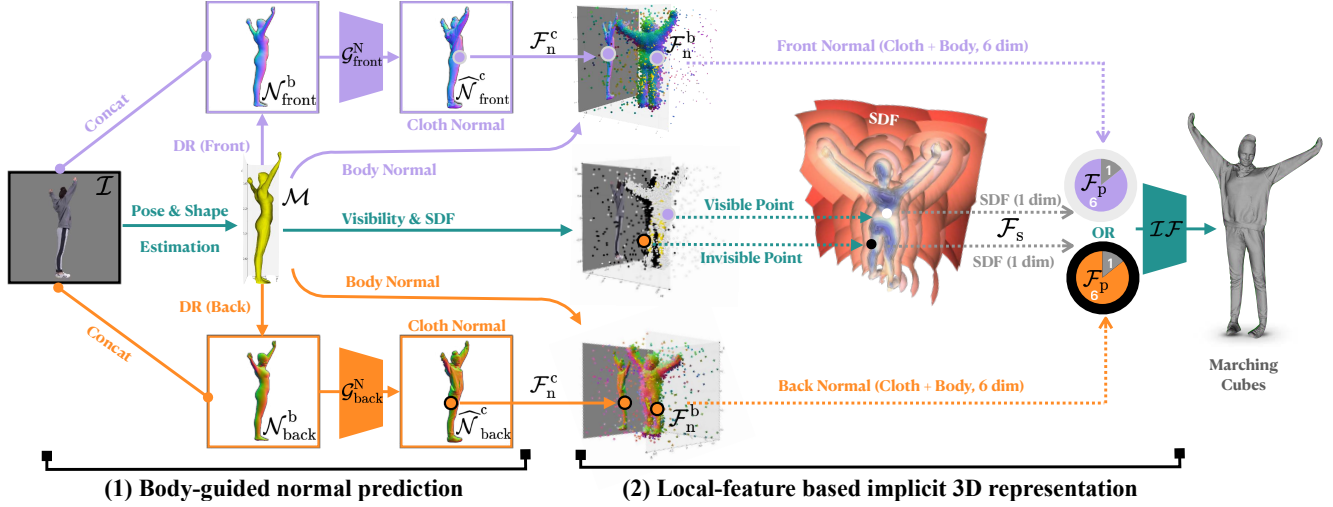


Figure 3. ICON’s architecture contains two main modules for: (1) body-guided normal prediction, and (2) local-feature based implicit 3D reconstruction. The dotted line with an arrow is a 2D or 3D query function. The two \mathcal{G}^N networks (purple/orange) have different parameters.

differentiable renderer, denoted as \mathcal{DR} , to render \mathcal{M} from two opposite views, obtaining “front” (i.e., observable side) and “back” (i.e., occluded side) SMPL-body normal maps $\mathcal{N}^b = \{\mathcal{N}_{\text{front}}^b, \mathcal{N}_{\text{back}}^b\}$. Given \mathcal{N}^b and the original color image \mathcal{I} , our normal networks $\mathcal{G}^N = \{\mathcal{G}_{\text{front}}^N, \mathcal{G}_{\text{back}}^N\}$ predict clothed-body normal maps, denoted as $\hat{\mathcal{N}}^c = \{\hat{\mathcal{N}}_{\text{front}}^c, \hat{\mathcal{N}}_{\text{back}}^c\}$:

$$\mathcal{DR}(\mathcal{M}) \rightarrow \mathcal{N}^b, \quad (1)$$

$$\mathcal{G}^N(\mathcal{N}^b, \mathcal{I}) \rightarrow \hat{\mathcal{N}}^c. \quad (2)$$

We train the normal networks, \mathcal{G}^N , with the following loss:

$$\mathcal{L}_N = \mathcal{L}_{\text{pixel}} + \lambda_{\text{VGG}} \mathcal{L}_{\text{VGG}}, \quad (3)$$

where $\mathcal{L}_{\text{pixel}} = |\mathcal{N}_v^c - \hat{\mathcal{N}}_v^c|$, $v = \{\text{front, back}\}$, is a loss (L1) between ground-truth and predicted normals (the two \mathcal{G}^N in Fig. 3 have different parameters), and \mathcal{L}_{VGG} is a perceptual loss [23] weighted by λ_{VGG} . With only $\mathcal{L}_{\text{pixel}}$, the inferred normals are blurry, but adding \mathcal{L}_{VGG} helps recover details.

Refining SMPL. Intuitively, a more accurate SMPL body fit provides a better prior that helps infer better clothed-body normals. However, in practice, human pose and shape (HPS) regressors do not give pixel-aligned SMPL fits. To account for this, during inference, the SMPL fits are optimized based on the difference between the rendered SMPL-body normal maps, \mathcal{N}^b , and the predicted clothed-body normal maps, $\hat{\mathcal{N}}^c$, as shown in Fig. 4. Specifically we optimize over SMPL’s shape, β , pose, θ , and translation, t , parameters to minimize:

$$\mathcal{L}_{\text{SMPL}} = \min_{\theta, \beta, t} (\lambda_{\mathcal{N}_{\text{diff}}} \mathcal{L}_{\mathcal{N}_{\text{diff}}} + \mathcal{L}_{\mathcal{S}_{\text{diff}}}), \quad (4)$$

$$\mathcal{L}_{\mathcal{N}_{\text{diff}}} = |\mathcal{N}^b - \hat{\mathcal{N}}^c|, \quad \mathcal{L}_{\mathcal{S}_{\text{diff}}} = |\mathcal{S}^b - \hat{\mathcal{S}}^c|, \quad (5)$$

where $\mathcal{L}_{\mathcal{N}_{\text{diff}}}$ is a normal-map loss (L1), weighted by $\lambda_{\mathcal{N}_{\text{diff}}}$; $\mathcal{L}_{\mathcal{S}_{\text{diff}}}$ is a loss (L1) between the silhouettes of the




Figure 4. SMPL refinement using a feedback loop.

SMPL body normal-map \mathcal{S}^b and the human mask $\hat{\mathcal{S}}^c$ segmented [44] from \mathcal{I} . We ablate $\mathcal{L}_{\mathcal{N}_{\text{diff}}}$, $\mathcal{L}_{\mathcal{S}_{\text{diff}}}$ in **Sup. Mat.**

Refining normals. The normal maps rendered from the refined SMPL mesh, \mathcal{N}^b , are fed to the \mathcal{G}^N networks. The improved SMPL-mesh-to-image alignment guides \mathcal{G}^N to infer more reliable and detailed normals $\hat{\mathcal{N}}^c$.

Refinement loop. During inference, ICON alternates between: (1) refining the SMPL mesh using the inferred $\hat{\mathcal{N}}^c$ normals and (2) re-inferring $\hat{\mathcal{N}}^c$ using the refined SMPL. Experiments show that this feedback loop leads to more reliable clothed-body normal maps for both (front/back) sides.

3.2. Local-feature based implicit 3D reconstruction

Given the predicted clothed-body normal maps, $\hat{\mathcal{N}}^c$, and the SMPL-body mesh, \mathcal{M} , we regress the implicit 3D surface of a clothed human based on local features \mathcal{F}_P :

$$\mathcal{F}_P = [\mathcal{F}_s(P), \mathcal{F}_n^b(P), \mathcal{F}_n^c(P)], \quad (6)$$

where \mathcal{F}_s is the signed distance from a query point P to the closest body point $P^b \in \mathcal{M}$, and \mathcal{F}_n^b is the barycentric surface normal of P^b ; both provide strong regularization against self occlusions. Finally, \mathcal{F}_n^c is a normal vector extracted from $\hat{\mathcal{N}}_{\text{front}}^c$ or $\hat{\mathcal{N}}_{\text{back}}^c$ depending on the visibility of P^b :

$$\mathcal{F}_n^c(P) = \begin{cases} \hat{\mathcal{N}}_{\text{front}}^c(\pi(P)) & \text{if } P^b \text{ is visible} \\ \hat{\mathcal{N}}_{\text{back}}^c(\pi(P)) & \text{else,} \end{cases} \quad (7)$$

where $\pi(P)$ denotes the 2D projection of the 3D point P .

Please note that \mathcal{F}_P is *independent* of global body pose. Experiments show that this is key for robustness to out-of-distribution poses and efficacy w.r.t. training data.

We feed \mathcal{F}_P into an implicit function, \mathcal{IF} , parameterized by a Multi-Layer Perceptron (MLP) to estimate the occupancy at point P , denoted as $\hat{o}(P)$. A mean squared error loss is used to train \mathcal{IF} with ground-truth occupancy, $o(P)$. Then the fast surface localization algorithm [30, 33] is used to extract meshes from the 3D occupancy inferred by \mathcal{IF} .

4. Experiments

4.1. Baseline models

We compare ICON primarily with PIFu [46] and PaMIR [62]. These methods differ from ICON and from each other w.r.t. the training data, the loss functions, the network structure, the use of the SMPL body prior, etc. To isolate and evaluate each factor, we re-implement PIFu and PaMIR by “simulating” them based on ICON’s architecture. This provides a unified benchmarking framework, and enables us to easily train each baseline with the exact same data and training hyper-parameters for a fair comparison. Since there might be small differences w.r.t. the original models, we denote the “simulated” models with a “star” as:

- PIFu* : $\{f_{2D}(\mathcal{I}, \mathcal{N})\} \rightarrow \mathcal{O}$,
- PaMIR* : $\{f_{2D}(\mathcal{I}, \mathcal{N}), f_{3D}(\mathcal{V})\} \rightarrow \mathcal{O}$,
- ICON : $\{\mathcal{N}, \gamma(\mathcal{M})\} \rightarrow \mathcal{O}$,

where f_{2D} denotes the 2D image encoder, f_{3D} denotes the 3D voxel encoder, \mathcal{V} denotes the voxelized SMPL, \mathcal{O} denotes the entire predicted occupancy field, and γ is the mesh-based local feature extractor described in Sec. 3.2. The results are summarized in Tab. 2-A, and discussed in Sec. 4.3-A. For reference, we also report the performance of the original PIFu [46], PIFuHD [47], and PaMIR [62]; our “simulated” models perform well, and even outperform the original ones.

	Train & Validation Sets				Test Set	
	Renderp. [1]	Twindom [53]	AGORA [39]	THuman [63]	BUFF [59]	CAPE [35, 42]
Free & public	✗	✗	✗	✓	✓	✓
Diverse poses	✗	✗	✗	✓	✓	✓
Diverse identities	✓	✓	✓	✗	✗	✗
SMPL(-X) poses	✗	✗	✓	✓	✓	✗
High-res texture	✓	✓	✓	✗	✓	✗
Number of scans	450 [46, 47] 375 [19]	1000 [62]	450 [IC] 3109 [IC†]	600 [IC†] 600 [62]	5 [46, 47] 26 [19] 300 [30, 62]	150 [IC]

Table 1. Datasets for 3D clothed humans. Gray color indicates datasets used by ICON. The bottom “number of scans” row indicates the number of scans each method uses. The cell format is `number_of_scans [method]`. ICON is denoted as [IC]. The symbol † corresponds to the “8x” setting in Fig. 6.

4.2. Datasets

Several public or commercial 3D clothed-human datasets are used in the literature, but each method uses different subsets and combinations of these, as shown in Tab. 1.

Training data. To compare models fairly, we factor out differences in training data as explained in Sec. 4.1. Following previous work [46, 47], we retrain all baselines on the same 450 Renderpeople scans (subset of AGORA). Methods that require the 3D body prior (i.e., PaMIR, ICON) use the SMPL-X meshes provided by AGORA. ICON’s \mathcal{G}^N and \mathcal{IF} modules are trained on the same data.

Testing data. We evaluate primarily on CAPE [35], which no method uses for training, to test their generalizability. Specifically, we divide the CAPE dataset into the “CAPE-FP” and “CAPE-NFP” sets that have “fashion” and “non-fashion” poses, respectively, to better analyze the generalization to complex body poses; for details on data splitting please see [Sup. Mat.](#) To evaluate performance without a domain gap between train/test data, we also test all models on “AGORA-50” [46, 47], which contains 50 samples from AGORA that are different from the 450 used for training.

Generating synthetic data. We use the OpenGL scripts of MonoPort [30] to render photo-realistic images with dynamic lighting. We render each clothed-human 3D scan (\mathcal{I} and \mathcal{N}^c) and their SMPL-X fits (\mathcal{N}^b) from multiple views by using a weak perspective camera and rotating the scan in front of it. In this way we generate 138,924 samples, each containing a 3D clothed-human scan, its SMPL-X fit, an RGB image, camera parameters, 2D normal maps for the scan and the SMPL-X mesh (from two opposite views) and SMPL-X triangle visibility information w.r.t. the camera.

4.3. Evaluation

We use 3 evaluation metrics, described in the following: **“Chamfer” distance.** We report the Chamfer distance between ground-truth scans and reconstructed meshes. For this, we sample points uniformly on scans/meshes, to factor out resolution differences, and compute average bi-directional point-to-surface distances. This metric captures large geometric differences, but misses smaller geometric details.

	Methods	SMPL-X condition.	AGORA-50			CAPE-FP			CAPE-NFP			CAPE		
			Chamfer ↓	P2S ↓	Normals ↓	Chamfer ↓	P2S ↓	Normals ↓	Chamfer ↓	P2S ↓	Normals ↓	Chamfer ↓	P2S ↓	Normals ↓
Ours	ICON	✓	1.204	1.584	0.060	1.233	1.170	0.072	1.096	1.013	0.063	1.142	1.065	0.066
A	PIFu [46]	✗	3.453	3.660	0.094	2.823	2.796	0.100	4.029	4.195	0.124	3.627	3.729	0.116
	PIFuHD [47]	✗	3.119	3.333	0.085	2.302	2.335	0.090	3.704	3.517	0.123	3.237	3.123	0.112
	PaMIR [62]	✓	2.035	1.873	0.079	1.936	1.263	0.078	2.216	1.611	0.093	2.122	1.495	0.088
	SMPL-X GT	N/A	1.518	1.985	0.072	1.335	1.259	0.085	1.070	1.058	0.068	1.158	1.125	0.074
	PIFu*	✗	2.688	2.573	0.097	2.100	2.093	0.091	2.973	2.940	0.111	2.682	2.658	0.104
B	PaMIR*	✓	1.401	1.500	0.063	1.225	1.206	0.055	1.413	1.321	0.063	1.350	1.283	0.060
	ICON _{N†}	✓	1.153	1.545	0.057	1.240	1.226	0.069	1.114	1.097	0.062	1.156	1.140	0.064
	ICON w/o \mathcal{F}_n^b	✓	1.259	1.667	0.062	1.344	1.336	0.072	1.180	1.172	0.064	1.235	1.227	0.067
C	ICON _{enc($\mathcal{I}, \hat{\mathcal{N}}^c$)}}	✓	1.172	1.350	0.053	1.243	1.243	0.062	1.254	1.122	0.060	1.250	1.229	0.061
	ICON _{enc($\hat{\mathcal{N}}^c$)}}	✓	1.180	1.450	0.055	1.202	1.196	0.061	1.180	1.067	0.059	1.187	1.110	0.060
D	ICON	✓	1.583	1.987	0.079	1.364	1.403	0.080	1.444	1.453	0.083	1.417	1.436	0.082
	ICON + BR	✓	1.554	1.961	0.074	1.314	1.356	0.070	1.351	1.390	0.073	1.339	1.378	0.072
	PaMIR*	✓	1.674	1.802	0.075	1.608	1.625	0.072	1.803	1.764	0.079	1.738	1.718	0.077
	SMPL-X perturbed	N/A	1.984	2.471	0.098	1.488	1.531	0.095	1.493	1.534	0.098	1.491	1.533	0.097

Table 2. Quantitative evaluation (cm) for: (A) performance w.r.t. SOTA; (B) body-guided normal prediction; (C) local-feature based implicit reconstruction; and (D) robustness to SMPL-X noise. Inference conditioned on: (✓) SMPL-X ground truth (GT); (✓) perturbed SMPL-X GT; (✗) no SMPL-X condition. SMPL-X ground truth is provided by each dataset. CAPE is not used for training, and tests generalizability.

“P2S” distance. CAPE has raw scans as ground truth, which can contain large holes. To factor holes out, we additionally report the average point-to-surface (P2S) distance from scan points to the closest reconstructed surface points. This metric can be viewed as a 1-directional version of the above metric. “Normals” difference. We render normal images for reconstructed and ground-truth surfaces from fixed viewpoints (Sec. 4.2, “generating synthetic data”), and calculate the L2 error between them. This captures errors for high-frequency geometric details, when Chamfer and P2S errors are small.

A. ICON -vs- SOTA. ICON outperforms all original state-of-the-art (SOTA) methods, and is competitive to our “simulated” versions of them, as shown in Tab. 2-A. We use AGORA’s SMPL-X [39] ground truth (GT) as a reference. We notice that our re-implemented PaMIR* outperform the SMPL-X GT for images with in-distribution body poses (“AGORA-50” and “CAPE-FP”), However, this is not the case for images with out-of-distribution poses (“CAPE-NFP”). This shows that, although conditioned on GT SMPL-X fits, PaMIR* is still sensitive to global body pose due to its global feature encoder, and fails to generalize to out-of-distribution poses. On the contrary, ICON generalizes well to out-of-distribution poses, because its local features are independent from global pose (see Sec. 3.2).

B. Body-guided normal prediction. We evaluate the conditioning on SMPL-X-body normal maps, \mathcal{N}^b , for guiding inference of clothed-body normal maps, $\hat{\mathcal{N}}^c$ (Sec. 3.1). Table 2-B shows performance with (“ICON”) and without (“ICON_{N†}”) conditioning. With no conditioning, errors on “CAPE” increase slightly. Qualitatively, guidance by body normals heavily improves the inferred normals, especially for occluded body regions; see Fig. 5. We also ablate the effect of the body-normal feature (Sec. 3.2), \mathcal{F}_n^b , by removing it; this worsens results, see “ICON w/o \mathcal{F}_n^b ” in Tab. 2-B.

C. Local-feature based implicit reconstruction. To evaluate the importance of our “local” features (Sec. 3.2), \mathcal{F}_p , we replace them with “global” features produced by 2D




Figure 5. Normal prediction ($\hat{\mathcal{N}}^c$) w/ and w/o SMPL prior ($\hat{\mathcal{N}}^b$).

convolutional filters. These are applied on the image and the clothed-body normal maps (“ICON_{enc($\mathcal{I}, \hat{\mathcal{N}}^c$)}” in Tab. 2-C), or only on the normal maps (“ICON_{enc($\hat{\mathcal{N}}^c$)}” in Tab. 2-C). We use a 2-stack hourglass model [20], whose receptive field expands to 46% of the image size. This takes a large image area into account and produces features sensitive to global body pose. This worsens reconstruction performance for out-of-distribution poses, such as in “CAPE-NFP”. For an evaluation of PaMIR’s receptive field size, see Sup. Mat.

We compare ICON to state-of-the-art (SOTA) models for a varying amount of training data in Fig. 6. The “Dataset scale” axis reports the data size as the ratio w.r.t. the 450 scans of the original PIFu methods [46, 47]; the left-most side corresponds to 56 scans and the right-most side corresponds to 3,709 scans, i.e., all the scans of AGORA [39] and THuman [63]. ICON consistently outperforms all methods. Importantly, ICON achieves SOTA performance even when trained on just a fraction of the data. We attribute this to the local nature of ICON’s point features; this helps ICON generalize well in the pose space and be data efficient.

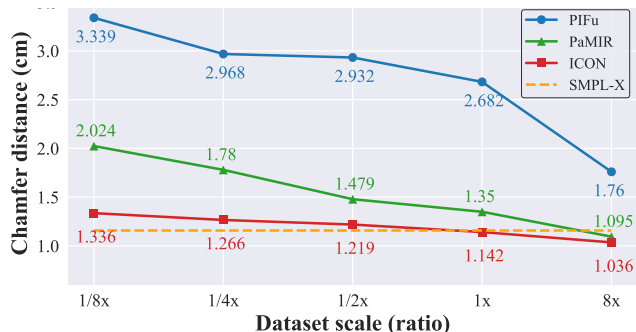


Figure 6. Reconstruction error w.r.t. training-data size. “Dataset size” is defined as the ratio w.r.t. the 450 scans used in [46,47]. The “8x” setting is all 3,709 scans of AGORA [39] and THuman [63].

D. Robustness to SMPL-X noise. SMPL-X estimated from an image might not be perfectly aligned with body pixels in the image. However, PaMIR and ICON are conditioned on this estimation. Thus, they need to be robust against various noise levels in SMPL-X shape and pose. To evaluate this, we feed PaMIR* and ICON with ground-truth and perturbed SMPL-X, denoted with (✓) and (✓) in Tab. 2-A,D. ICON conditioned on perturbed (✓) SMPL-X produces larger errors w.r.t. conditioning on ground truth (✓). However, adding the body refinement module (“ICON +BR”) of Sec. 3.1, refines SMPL-X and improves performance. As a result, “ICON +BR” conditioned on noisy SMPL-X (✓) performs comparably to PaMIR* conditioned on ground-truth SMPL-X (✓); it is slightly worse/better for in-/out-of-distribution poses.

5. Applications

5.1. Reconstruction from in-the-wild images

We collect 200 in-the-wild images from Pinterest that show people performing parkour, sports, street dance, and kung fu. These images are unseen during training. We show qualitative results for ICON in Fig. 8a and comparisons to SOTA in Fig. 2; for more results see our [video](#) and [Sup. Mat.](#)

To evaluate the perceived realism of our results, we compare ICON to PIFu*, PaMIR*, and the original PIFuHD [47] in a perceptual study. ICON, PIFu* and PaMIR* are trained on all 3,709 scans of AGORA [39] and THuman [63] (“8x” setting in Fig. 6). For PIFuHD we use its pre-trained model. In the study, participants were shown an image and either a rendered result of ICON or of another method. Participants were asked to choose the result that best represents the shape of the human in the image. We report the percentage of trials in which participants preferred the baseline methods over ICON in Tab. 3; p-values correspond to the null-hypothesis that two methods perform equally well. For details on the study, example stimuli, catch trials, etc. see [Sup. Mat.](#)



Figure 7. Failure cases of ICON for extreme clothing, pose, or camera view. We show the front (blue) and rotated (bronze) views.

	PIFu*	PIFuHD [47]	PaMIR*
Preference	30.9%	22.3%	26.6%
P-value	1.35e-33	1.08e-48	3.60e-54

Table 3. Perceptual study. Numbers denote the chance that participants prefer the reconstruction of a competing method over ICON for in-the-wild images. ICON is judged significantly more realistic.


5.2. Animatable avatar creation from video

Given a sequence of images with the same subject in various poses, we create an animatable avatar with the help of SCANimate [48]. First, we use ICON to reconstruct a 3D clothed-human mesh per frame. Then, we feed these meshes to SCANimate. ICON’s robustness to diverse poses enables us to learn a clothed avatar with pose-dependent clothing deformation. Unlike raw 3D scans, which are taken with multi-view systems, ICON operates on a single image and its reconstructions are more reliable for observed body regions than for occluded ones. Thus, we reformulate the loss of SCANimate to downweight occluded regions depending on camera viewpoint. Results are shown in Fig. 1 and Fig. 8b; for animations see the [video](#) on our webpage.

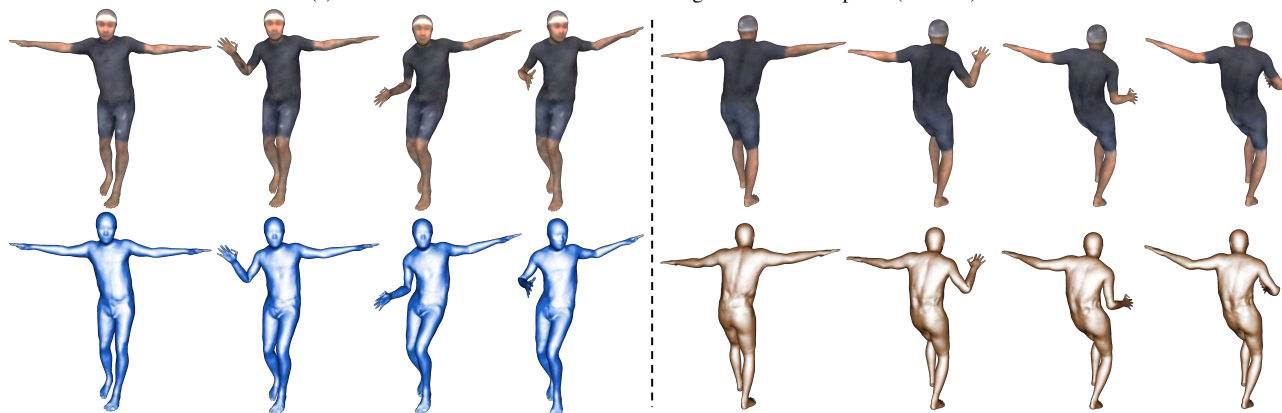
6. Conclusion

We have presented ICON, which robustly recovers a 3D clothed person from a single image with accuracy and realism that exceeds prior art. There are two keys: (1) Regularizing the solution with a 3D body model while optimizing that body model iteratively. (2) Using local features to eliminate spurious correlations with global pose. Thorough ablation studies validate these choices. The quality of results is sufficient to build a 3D avatar from monocular image sequences.

Limitations and future work. Due to the strong body prior exploited by ICON, loose clothing that is far from the body may be difficult to reconstruct; see Fig. 7. Although ICON is robust to small errors of body fits, significant failure of body fits leads to reconstruction failure. Because it is trained on orthographic views, ICON has trouble with strong perspective effects, producing asymmetric limbs or anatomically improbable shapes. A key future application is to use images alone to create a dataset of clothed avatars. Such a dataset could advance research in human shape generation [10], be valuable to fashion industry, and facilitate graphics applications.



(a) ICON reconstructions for in-the-wild images with extreme poses (Sec. 5.1).



(b) Avatar creation from images with SCANimate (Sec. 5.2). The input per-frame meshes are reconstructed with ICON.

Figure 8. ICON results for two applications (Sec. 5). We show two views for each mesh, i.e., a front (blue) and a rotated (bronze) view.

Possible negative impact. While the quality of virtual humans created from images is not at the level of facial “deep fakes”, as this technology matures, it will open up the possibility for full-body deep fakes, with all the attendant risks. These risks must also be balanced by the positive use cases in entertainment, tele-presence, and future metaverse applications. Clearly regulation will be needed to establish legal boundaries for its use. In lieu of societal guidelines today, we have made our code available with an appropriate license. **Disclosure.** https://files.is.tue.mpg.de/black/CoI_CVPR_2022.txt

Acknowledgments. We thank Yao Feng, Soubhik Sanyal, Hongwei Yi, Qianli Ma, Chun-Hao Paul Huang, Weiyang Liu, and Xu Chen for their feedback and discussions, Tsvetelina Alexiadis for her help with perceptual study, Taylor McConnell assistance, Benjamin Pellkofer for webpage, and Yuanlu Xu’s help in comparing with ARCH and ARCH++. This project has received funding from the European Union’s Horizon 2020 research and innovation programme under the Marie Skłodowska-Curie grant agreement No.860768 (CLIFE project).

References

- [1] RenderPeople. renderpeople.com, 2018. 2, 5
- [2] Thiemo Alldieck, Marcus A. Magnor, Bharat Lal Bhatnagar, Christian Theobalt, and Gerard Pons-Moll. Learning to reconstruct people in clothing from a single RGB camera. In *Computer Vision and Pattern Recognition (CVPR)*, pages 1175–1186, 2019. 3
- [3] Thiemo Alldieck, Marcus A. Magnor, Weipeng Xu, Christian Theobalt, and Gerard Pons-Moll. Detailed human avatars from monocular video. In *International Conference on 3D Vision (3DV)*, pages 98–109, 2018. 3
- [4] Thiemo Alldieck, Marcus A. Magnor, Weipeng Xu, Christian Theobalt, and Gerard Pons-Moll. Video based reconstruction of 3D people models. In *Computer Vision and Pattern Recognition (CVPR)*, pages 8387–8397, 2018. 1, 3
- [5] Thiemo Alldieck, Gerard Pons-Moll, Christian Theobalt, and Marcus A. Magnor. Tex2Shape: Detailed full human body geometry from a single image. In *International Conference on Computer Vision (ICCV)*, pages 2293–2303, 2019. 1, 3
- [6] Bharat Lal Bhatnagar, Cristian Sminchisescu, Christian Theobalt, and Gerard Pons-Moll. Combining implicit function learning and parametric models for 3D human reconstruction. In *European Conference on Computer Vision (ECCV)*, volume 12347, pages 311–329, 2020. 3
- [7] Bharat Lal Bhatnagar, Cristian Sminchisescu, Christian Theobalt, and Gerard Pons-Moll. LoopReg: Self-supervised learning of implicit surface correspondences, pose and shape for 3D human mesh registration. In *Conference on Neural Information Processing Systems (NeurIPS)*, 2020. 3
- [8] Bharat Lal Bhatnagar, Garvita Tiwari, Christian Theobalt, and Gerard Pons-Moll. Multi-Garment Net: Learning to dress 3D people from images. In *International Conference on Computer Vision (ICCV)*, pages 5419–5429, 2019. 3
- [9] Aljaz Bozic, Pablo R. Palafox, Michael Zollhöfer, Justus Thies, Angela Dai, and Matthias Nießner. Neural deformation graphs for globally-consistent non-rigid reconstruction. In *Computer Vision and Pattern Recognition (CVPR)*, pages 1450–1459, 2021. 3
- [10] Xu Chen, Tianjian Jiang, Jie Song, Jinlong Yang, Michael J. Black, Andreas Geiger, and Otmar Hilliges. gDNA: Towards generative detailed neural avatars. In *Computer Vision and Pattern Recognition (CVPR)*, 2022. 7
- [11] Xu Chen, Yufeng Zheng, Michael J. Black, Otmar Hilliges, and Andreas Geiger. SNARF: Differentiable forward skinning for animating non-rigid neural implicit shapes. In *International Conference on Computer Vision (ICCV)*, pages 11594–11604, 2021. 3
- [12] Zhiqin Chen and Hao Zhang. Learning implicit fields for generative shape modeling. In *Computer Vision and Pattern Recognition (CVPR)*, pages 5939–5948, 2019. 3
- [13] Vasileios Choutas, Lea Müller, Chun-Hao P. Huang, Siyu Tang, Dimitrios Tzionas, and Michael J. Black. Accurate 3D body shape regression via linguistic attributes and anthropometric measurements. In *Computer Vision and Pattern Recognition (CVPR)*, 2022. 1, 3
- [14] Boyang Deng, JP Lewis, Timothy Jeruzalski, Gerard Pons-Moll, Geoffrey Hinton, Mohammad Norouzi, and Andrea Tagliasacchi. Neural Articulated Shape Approximation. In *European Conference on Computer Vision (ECCV)*, volume 12352, pages 612–628, 2020. 3
- [15] Zijian Dong, Chen Guo, Jie Song, Xu Chen, Andreas Geiger, and Otmar Hilliges. PINA: Learning a personalized implicit neural avatar from a single RGB-D video sequence. In *Computer Vision and Pattern Recognition (CVPR)*, 2022. 3
- [16] Yao Feng, Vasileios Choutas, Timo Bolkart, Dimitrios Tzionas, and Michael J. Black. Collaborative regression of expressive bodies using moderation. In *International Conference on 3D Vision (3DV)*, pages 792–804, 2021. 1
- [17] Tong He, John P. Collomosse, Hailin Jin, and Stefano Soatto. Geo-PIFu: Geometry and pixel aligned implicit functions for single-view human reconstruction. In *Conference on Neural Information Processing Systems (NeurIPS)*, 2020. 2, 3
- [18] Tong He, Yuanlu Xu, Shunsuke Saito, Stefano Soatto, and Tony Tung. ARCH++: Animation-ready clothed human reconstruction revisited. In *International Conference on Computer Vision (ICCV)*, pages 11046–11056, 2021. 3
- [19] Zeng Huang, Yuanlu Xu, Christoph Lassner, Hao Li, and Tony Tung. ARCH: Animatable reconstruction of clothed humans. In *Computer Vision and Pattern Recognition (CVPR)*, pages 3090–3099, 2020. 2, 3, 5
- [20] Aaron S. Jackson, Chris Manafas, and Stefan Roth Georgios Tzimiropoulos. 3D human body reconstruction from a single image via volumetric regression. In *European Conference on Computer Vision Workshops (ECCVw)*, volume 11132, pages 64–77, 2018. 6
- [21] Yasamin Jafarian and Hyun Soo Park. Learning high fidelity depths of dressed humans by watching social media dance videos. In *Computer Vision and Pattern Recognition (CVPR)*, pages 12753–12762, June 2021. 3
- [22] Boyi Jiang, Juyong Zhang, Yang Hong, Jinhao Luo, Ligang Liu, and Hujun Bao. BCNet: Learning body and cloth shape from a single image. In *European Conference on Computer Vision (ECCV)*, pages 18–35, 2020. 3
- [23] Justin Johnson, Alexandre Alahi, and Li Fei-Fei. Perceptual losses for real-time style transfer and super-resolution. In *European Conference on Computer Vision (ECCV)*, volume 9906, pages 694–711, 2016. 4
- [24] Hanbyul Joo, Tomas Simon, and Yaser Sheikh. Total capture: A 3D deformation model for tracking faces, hands, and bodies. In *Computer Vision and Pattern Recognition (CVPR)*, pages 8320–8329, 2018. 1, 2
- [25] Angjoo Kanazawa, Michael J. Black, David W. Jacobs, and Jitendra Malik. End-to-end recovery of human shape and pose. In *Computer Vision and Pattern Recognition (CVPR)*, pages 7122–7131, 2018. 3
- [26] Muhammed Kocabas, Nikos Athanasiou, and Michael J. Black. VIBE: Video inference for human body pose and shape estimation. In *Computer Vision and Pattern Recognition (CVPR)*, pages 5252–5262, 2020. 3
- [27] Muhammed Kocabas, Chun-Hao P. Huang, Otmar Hilliges, and Michael J. Black. PARE: Part attention regressor for 3D human body estimation. In *International Conference on Computer Vision (ICCV)*, pages 11127–11137, 2021. 2

- [28] Nikos Kolotouros, Georgios Pavlakos, Michael J. Black, and Kostas Daniilidis. Learning to reconstruct 3D human pose and shape via model-fitting in the loop. In *International Conference on Computer Vision (ICCV)*, pages 2252–2261, 2019. 1, 3
- [29] Verica Lazova, Eldar Insafutdinov, and Gerard Pons-Moll. 360-Degree textures of people in clothing from a single image. In *International Conference on 3D Vision (3DV)*, pages 643–653, 2019. 3
- [30] Ruilong Li, Yuliang Xiu, Shunsuke Saito, Zeng Huang, Kyle Olszewski, and Hao Li. Monocular real-time volumetric performance capture. In *European Conference on Computer Vision (ECCV)*, volume 12368, pages 49–67, 2020. 3, 5
- [31] Zhe Li, Tao Yu, Chuanyu Pan, Zerong Zheng, and Yebin Liu. Robust 3D self-portraits in Seconds. In *Computer Vision and Pattern Recognition (CVPR)*, pages 1341–1350, 2020. 3
- [32] Matthew Loper, Naureen Mahmood, Javier Romero, Gerard Pons-Moll, and Michael J. Black. SMPL: A skinned multi-person linear model. *Transactions on Graphics (TOG)*, 34(6):248:1–248:16, 2015. 1, 2, 3
- [33] William E. Lorensen and Harvey E. Cline. Marching cubes: A high resolution 3D surface construction algorithm. *International Conference on Computer Graphics and Interactive Techniques (SIGGRAPH)*, 21(4):163–169, 1987. 5
- [34] Qianli Ma, Shunsuke Saito, Jinlong Yang, Siyu Tang, and Michael J. Black. SCALE: Modeling clothed humans with a surface codec of articulated local elements. In *Computer Vision and Pattern Recognition (CVPR)*, pages 16082–16093, 2021. 3
- [35] Qianli Ma, Jinlong Yang, Anurag Ranjan, Sergi Pujades, Gerard Pons-Moll, Siyu Tang, and Michael J. Black. Learning to dress 3D people in generative clothing. In *Computer Vision and Pattern Recognition (CVPR)*, pages 6468–6477, 2020. 2, 5
- [36] Qianli Ma, Jinlong Yang, Siyu Tang, and Michael J. Black. The power of points for modeling humans in clothing. In *International Conference on Computer Vision (ICCV)*, pages 10974–10984, 2021. 3
- [37] Lars M. Mescheder, Michael Oechsle, Michael Niemeyer, Sebastian Nowozin, and Andreas Geiger. Occupancy networks: Learning 3D reconstruction in function space. In *Computer Vision and Pattern Recognition (CVPR)*, pages 4460–4470, 2019. 3
- [38] Jeong Joon Park, Peter Florence, Julian Straub, Richard A. Newcombe, and Steven Lovegrove. DeepSDF: Learning continuous signed distance functions for shape representation. In *Computer Vision and Pattern Recognition (CVPR)*, pages 165–174, 2019. 3
- [39] Priyanka Patel, Chun-Hao P. Huang, Joachim Tesch, David T. Hoffmann, Shashank Tripathi, and Michael J. Black. AGORA: Avatars in geography optimized for regression analysis. In *Computer Vision and Pattern Recognition (CVPR)*, pages 13468–13478, 2021. 2, 5, 6, 7
- [40] Georgios Pavlakos, Vasileios Choutas, Nima Ghorbani, Timo Bolkart, Ahmed A. A. Osman, Dimitrios Tzionas, and Michael J. Black. Expressive body capture: 3D hands, face, and body from a single image. In *Computer Vision and Pattern Recognition (CVPR)*, pages 10975–10985, 2019. 1, 2, 3
- [41] PIFuHD code on GitHub. <https://github.com/facebookresearch/pifuhd>, 2020. 3
- [42] Gerard Pons-Moll, Sergi Pujades, Sonny Hu, and Michael J. Black. ClothCap: seamless 4D clothing capture and retargeting. *Transactions on Graphics (TOG)*, 36(4):73:1–73:15, 2017. 3, 5
- [43] Nikhila Ravi, Jeremy Reizenstein, David Novotny, Taylor Gordon, Wan-Yen Lo, Justin Johnson, and Georgia Gkioxari. Accelerating 3D deep learning with PyTorch3D. *arXiv:2007.08501*, 2020. 3
- [44] Rembg: A tool to remove images background. <https://github.com/danielgatis/rembg>, 2022. 4
- [45] Javier Romero, Dimitrios Tzionas, and Michael J. Black. Embodied hands: Modeling and capturing hands and bodies together. *Transactions on Graphics (TOG)*, 36(6):245:1–245:17, 2017. 1, 2
- [46] Shunsuke Saito, Zeng Huang, Ryota Natsume, Shigeo Morishima, Hao Li, and Angjoo Kanazawa. PIFu: Pixel-aligned implicit function for high-resolution clothed human digitization. In *International Conference on Computer Vision (ICCV)*, pages 2304–2314, 2019. 2, 3, 5, 6, 7
- [47] Shunsuke Saito, Tomas Simon, Jason M. Saragih, and Hanbyul Joo. PIFuHD: Multi-level pixel-aligned implicit function for high-resolution 3D human digitization. In *Computer Vision and Pattern Recognition (CVPR)*, pages 81–90, 2020. 2, 3, 5, 6, 7
- [48] Shunsuke Saito, Jinlong Yang, Qianli Ma, and Michael J. Black. SCANimate: Weakly supervised learning of skinned clothed avatar networks. In *Computer Vision and Pattern Recognition (CVPR)*, pages 2886–2897, 2021. 2, 3, 7
- [49] David Smith, Matthew Loper, Xiaochen Hu, Paris Mavroidis, and Javier Romero. FACSIMILE: Fast and accurate scans from an image in less than a second. In *International Conference on Computer Vision (ICCV)*, pages 5330–5339, 2019. 3
- [50] Yu Sun, Wu Liu, Qian Bao, Yili Fu, Tao Mei, and Michael J. Black. Putting people in their place: Monocular regression of 3D people in depth. In *Computer Vision and Pattern Recognition (CVPR)*, 2022. 3
- [51] Sicong Tang, Feitong Tan, Kelvin Cheng, Zhaoyang Li, Siyu Zhu, and Ping Tan. A neural network for detailed human depth estimation from a single image. In *International Conference on Computer Vision (ICCV)*, pages 7750–7759, 2019. 3
- [52] Garvita Tiwari, Nikolaos Sarafianos, Tony Tung, and Gerard Pons-Moll. Neural-GIF: Neural generalized implicit functions for animating people in clothing. In *International Conference on Computer Vision (ICCV)*, pages 11708–11718, 2021. 3
- [53] Twindom. twindom.com, 2018. 5
- [54] Shaofei Wang, Marko Mihajlovic, Qianli Ma, Andreas Geiger, and Siyu Tang. MetaAvatar: Learning animatable clothed human models from few depth images. In *Conference on Neural Information Processing Systems (NeurIPS)*, 2021. 3
- [55] Donglai Xiang, Fabian Prada, Chenglei Wu, and Jessica K. Hodgins. MonoClothCap: Towards temporally coherent clothing capture from monocular RGB video. In *International Conference on 3D Vision (3DV)*, pages 322–332, 2020. 3

- [56] Hongyi Xu, Eduard Gabriel Bazavan, Andrei Zanfir, William T. Freeman, Rahul Sukthankar, and Cristian Sminchisescu. GHUM & GHUML: Generative 3D human shape and articulated pose models. In *Computer Vision and Pattern Recognition (CVPR)*, pages 6183–6192, 2020. [1](#), [2](#)
- [57] Ze Yang, Shenlong Wang, Sivabalan Manivasagam, Zeng Huang, Wei-Chiu Ma, Xinchun Yan, Ersin Yumer, and Raquel Urtasun. S3: Neural shape, skeleton, and skinning fields for 3D human modeling. In *Computer Vision and Pattern Recognition (CVPR)*, pages 13284–13293, 2021. [2](#), [3](#)
- [58] Hongwei Yi, Chun-Hao P. Huang, Dimitrios Tzionas, Muhammed Kocabas, Mohamed Hassan, Siyu Tang, Justus Thies, and Michael J. Black. Human-aware object placement for visual environment reconstruction. In *Computer Vision and Pattern Recognition (CVPR)*, 2022. [3](#)
- [59] Chao Zhang, Sergi Pujades, Michael J. Black, and Gerard Pons-Moll. Detailed, accurate, human shape estimation from clothed 3D scan sequences. In *Computer Vision and Pattern Recognition (CVPR)*, pages 5484–5493, 2017. [5](#)
- [60] Hongwen Zhang, Yating Tian, Xinchun Zhou, Wanli Ouyang, Yebin Liu, Limin Wang, and Zhenan Sun. Pymaf: 3d human pose and shape regression with pyramidal mesh alignment feedback loop. In *International Conference on Computer Vision (ICCV)*, pages 11446–11456, 2021. [3](#)
- [61] Yang Zheng, Ruizhi Shao, Yuxiang Zhang, Tao Yu, Zerong Zheng, Qionghai Dai, and Yebin Liu. DeepMultiCap: Performance capture of multiple characters using sparse multiview cameras. In *International Conference on Computer Vision (ICCV)*, pages 6239–6249, 2021. [3](#)
- [62] Zerong Zheng, Tao Yu, Yebin Liu, and Qionghai Dai. PaMIR: Parametric model-conditioned implicit representation for image-based human reconstruction. *Transactions on Pattern Analysis and Machine Intelligence (TPAMI)*, 2021. [2](#), [3](#), [5](#), [6](#)
- [63] Zerong Zheng, Tao Yu, Yixuan Wei, Qionghai Dai, and Yebin Liu. DeepHuman: 3D human reconstruction from a single image. In *International Conference on Computer Vision (ICCV)*, pages 7738–7748, 2019. [5](#), [6](#), [7](#)
- [64] Hao Zhu, Xinxin Zuo, Sen Wang, Xun Cao, and Ruigang Yang. Detailed human shape estimation from a single image by hierarchical mesh deformation. In *Computer Vision and Pattern Recognition (CVPR)*, pages 4491–4500, 2019. [3](#)