

CvT: Introducing Convolutions to Vision Transformers

Haiping Wu^{1,2*} Bin Xiao^{2†} Noel Codella² Mengchen Liu² Xiyang Dai²
 Lu Yuan² Lei Zhang²
¹McGill University ²Microsoft Cloud + AI

haiping.wu2@mail.mcgill.ca, {bixi, ncodella, mengchliu, xidai, luyuan, leizhang}@microsoft.com

Abstract

We present in this paper a new architecture, named Convolutional vision Transformer (CvT), that improves Vision Transformer (ViT) in performance and efficiency by introducing convolutions into ViT to yield the best of both designs. This is accomplished through two primary modifications: a hierarchy of Transformers containing a new convolutional token embedding, and a convolutional Transformer block leveraging a convolutional projection. These changes introduce desirable properties of convolutional neural networks (CNNs) to the ViT architecture (i.e. shift, scale, and distortion invariance) while maintaining the merits of Transformers (i.e. dynamic attention, global context, and better generalization). We validate CvT by conducting extensive experiments, showing that this approach achieves state-of-the-art performance over other Vision Transformers and ResNets on ImageNet-1k, with fewer parameters and lower FLOPs. In addition, performance gains are maintained when pretrained on larger datasets (e.g. ImageNet-22k) and fine-tuned to downstream tasks. Pretrained on ImageNet-22k, our CvT-W24 obtains a top-1 accuracy of 87.7% on the ImageNet-1k val set. Finally, our results show that the positional encoding, a crucial component in existing Vision Transformers, can be safely removed in our model, simplifying the design for higher resolution vision tasks. Code will be released at <https://github.com/microsoft/CvT>.

1. Introduction

Transformers [30, 9] have recently dominated a wide range of tasks in natural language processing (NLP) [31]. The Vision Transformer (ViT) [10] is the first computer vision model to rely exclusively on the Transformer architecture to obtain competitive image classification performance at large scale. The ViT design adapts Transformer

*This work is done when Haiping Wu was an intern at Microsoft.

†Corresponding author

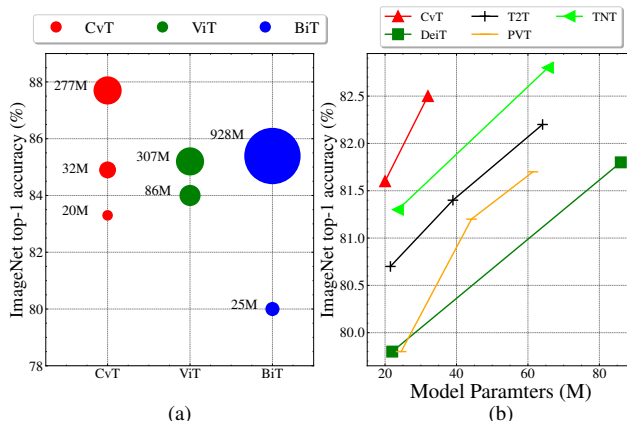


Figure 1: Top-1 Accuracy on ImageNet validation compared to other methods with respect to model parameters. (a) Comparison to CNN-based model BiT [17] and Transformer-based model ViT [10], when pretrained on ImageNet-22k. Larger marker size indicates larger architectures. (b) Comparison to concurrent works: DeiT [29], T2T [40], PVT [33], TNT [13] when pretrained on ImageNet-1k.

architectures [9] from language understanding with minimal modifications. First, images are split into discrete non-overlapping patches (e.g. 16×16). Then, these patches are treated as tokens (analogous to tokens in NLP), summed with a special positional encoding to represent coarse spatial information, and input into repeated standard Transformer layers to model global relations for classification.

Despite the success of vision Transformers at large scale, the performance is still below similarly sized convolutional neural network (CNN) counterparts (e.g., ResNets [14]) when trained on smaller amounts of data. One possible reason may be that ViT lacks certain desirable properties inherently built into the CNN architecture that make CNNs uniquely suited to solve vision tasks. For example, images have a strong 2D local structure: spatially neighboring pixels are usually highly correlated. The CNN architecture forces the capture of this local structure by using

Method	Needs Position Encoding (PE)	Token Embedding	Projection for Attention	Hierarchical Transformers
ViT [10], DeiT [29]	yes	non-overlapping	linear	no
CPVT [6]	no (w/ PE Generator)	non-overlapping	linear	no
TNT [13]	yes	non-overlapping (patch+pixel)	linear	no
T2T [40]	yes	overlapping (concatenate)	linear	partial (tokenization)
PVT [33]	yes	non-overlapping	spatial reduction	yes
CvT (ours)	no	overlapping (convolution)	convolution	yes

Table 1: Representative works of vision Transformers.

local receptive fields, shared weights, and spatial subsampling [19], and thus also achieves some degree of shift, scale, and distortion invariance. In addition, the hierarchical structure of convolutional kernels learns visual patterns that take into account local spatial context at varying levels of complexity, from simple low-level edges and textures to higher order semantic patterns.

In this paper, we hypothesize that convolutions can be strategically introduced to the ViT structure to improve performance and robustness, while concurrently maintaining a high degree of computational and memory efficiency. To verify our hypotheses, we present a new architecture, called the Convolutional vision Transformer (CvT), which incorporates convolutions into the Transformer that is inherently efficient, both in terms of floating point operations (FLOPs) and parameters.

The CvT design introduces convolutions to two core sections of the ViT architecture. First, we partition the Transformers into *multiple stages* that form a hierarchical structure of Transformers. The beginning of each stage consists of a *convolutional token embedding* that performs an overlapping convolution operation with stride on a 2D-reshaped token map (*i.e.*, reshaping flattened token sequences back to the spatial grid), followed by layer normalization. This allows the model to not only capture local information, but also progressively decrease the sequence length while simultaneously increasing the dimension of token features across stages, achieving spatial downsampling while concurrently increasing the number of feature maps, as is performed in CNNs [19]. Second, the linear projection prior to every self-attention block in the Transformer module is replaced with our proposed *convolutional projection*, which employs a $s \times s$ depth-wise separable convolution [5] operation on an 2D-reshaped token map. This allows the model to further capture local spatial context and reduce semantic ambiguity in the attention mechanism. It also permits management of computational complexity, as the stride of convolution can be used to subsample the key and value matrices to improve efficiency by $4\times$ or more, with minimal degradation of performance.

In summary, our proposed Convolutional vision Transformer (CvT) employs all the benefits of CNNs: *local receptive fields, shared weights, and spatial subsampling*,

while keeping all the advantages of Transformers: *dynamic attention, global context fusion, and better generalization*. Our results demonstrate that this approach attains state-of-art performance when CvT is pre-trained with ImageNet-1k, while being lightweight and efficient: CvT improves the performance compared to CNN-based models (*e.g.* ResNet) and prior Transformer-based models (*e.g.* ViT, DeiT) while utilizing fewer FLOPs and parameters. In addition, CvT achieves state-of-the-art performance when evaluated at larger scale pretraining (*e.g.* on the public ImageNet-22k dataset). Finally, we demonstrate that in this new design, we can drop the positional embedding for tokens without any degradation to model performance. This not only simplifies the architecture design, but also makes it readily capable of accommodating variable resolutions of input images that is critical to many vision tasks.

2. Related Work

Transformers that exclusively rely on the self-attention mechanism to capture global dependencies have dominated in natural language modelling [30, 9, 24]. Recently, the Transformer based architecture has been viewed as a viable alternative to the convolutional neural networks (CNNs) in visual recognition tasks, such as classification [10, 29], object detection [3, 44, 42, 7, 27], segmentation [32, 35], image enhancement [4, 39], image generation [23], video processing [41, 43] and 3D point cloud processing [11].

Vision Transformers. The Vision Transformer (ViT) is the first to prove that a pure Transformer architecture can attain state-of-the-art performance (*e.g.* ResNets [14], EfficientNet [28]) on image classification when the data is large enough (*i.e.* on ImageNet-22k, JFT-300M). Specifically, ViT decomposes each image into a sequence of tokens (*i.e.* non-overlapping patches) with fixed length, and then applies multiple standard Transformer layers, consisting of Multi-Head Self-Attention module (MHSA) and Position-wise Feed-forward module (FFN), to model these tokens. DeiT [29] further explores the data-efficient training and distillation for ViT. In this work, we study how to combine CNNs and Transformers to model both local and global dependencies for image classification in an efficient way.

In order to better model local context in vision Trans-

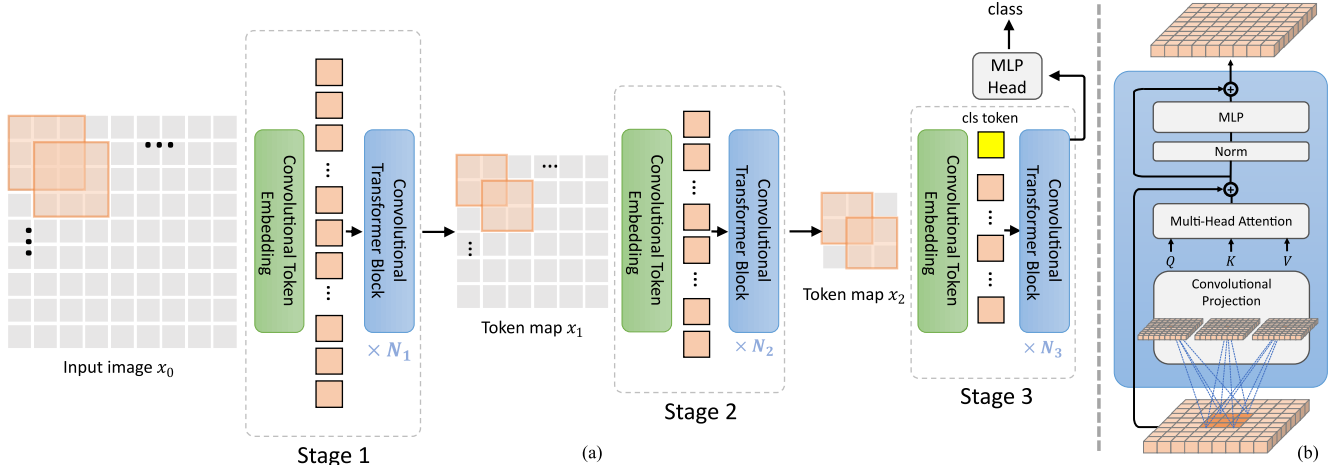


Figure 2: The pipeline of the proposed CvT architecture. (a) Overall architecture, showing the hierarchical multi-stage structure facilitated by the Convolutional Token Embedding layer. (b) Details of the Convolutional Transformer Block, which contains the convolution projection as the first layer.

formers, some concurrent works have introduced design changes. For example, the Conditional Position encodings Visual Transformer (CPVT) [6] replaces the predefined positional embedding used in ViT with conditional position encodings (CPE), enabling Transformers to process input images of arbitrary size without interpolation. Transformer-iN-Transformer (TNT) [13] utilizes both an outer Transformer block that processes the patch embeddings, and an inner Transformer block that models the relation among pixel embeddings, to model both patch-level and pixel-level representation. Tokens-to-Token (T2T) [40] mainly improves tokenization in ViT by concatenating multiple tokens within a sliding window into one token. However, this operation fundamentally differs from convolutions especially in normalization details, and the concatenation of multiple tokens greatly increases complexity in computation and memory. PVT [33] incorporates a multi-stage design (without convolutions) for Transformer similar to multi-scales in CNNs, favoring dense prediction tasks.

In contrast to these concurrent works, this work aims to achieve the best of both worlds by introducing convolutions, with image domain specific inductive biases, into the Transformer. Table 1 shows the key differences in terms of *necessity of positional encodings*, *type of token embedding*, *type of projection*, and *Transformer structure in the backbone*, between the above representative concurrent works and ours.

Introducing Self-attentions to CNNs. Self-attention mechanisms have been widely applied to CNNs in vision tasks. Among these works, the non-local networks [34] are designed for capturing long range dependencies via global attention. The local relation networks [16] adapts its weight aggregation based on the compositional relations between

pixels/features within a local window, in contrast to convolution layers which employ fixed aggregation weights over spatially neighboring input feature. Such an adaptive weight aggregation introduces geometric priors into the network which are important for the recognition tasks. Recently, BoTNet [26] proposes a simple yet powerful backbone architecture that just replaces the spatial convolutions with global self-attention in the final three bottleneck blocks of a ResNet and achieves a strong performance in image recognition. Instead, our work performs an opposite research direction: introducing convolutions to Transformers.

Introducing Convolutions to Transformers. In NLP and speech recognition, convolutions have been used to modify the Transformer block, either by replacing multi-head attentions with convolution layers [37], or adding additional convolution layers in parallel [38] or sequentially [12], to capture local relationships. Other prior work [36] proposes to propagate attention maps to succeeding layers via a residual connection, which is first transformed by convolutions. Different from these works, we propose to introduce convolutions to two primary parts of the vision Transformer: first, to replace the existing Position-wise Linear Projection for the attention operation with our Convolutional Projection, and second, to use our multi-stage structure to enable varied resolution of 2D re-shaped token maps, similar to CNNs. Our unique design affords significant performance and efficiency benefits over prior works.

3. Convolutional vision Transformer

The overall pipeline of the Convolutional vision Transformer (CvT) is shown in Figure 2. We introduce two convolution-based operations into the Vision Transformer architecture, namely the *Convolutional Token Embedding*

and *Convolutional Projection*. As shown in Figure 2 (a), a multi-stage hierarchy design borrowed from CNNs [19, 14] is employed, where three stages in total are used in this work. Each stage has two parts. First, the input image (or 2D reshaped token maps) are subjected to the *Convolutional Token Embedding* layer, which is implemented as a convolution with overlapping patches with tokens reshaped to the 2D spatial grid as the input (the degree of overlap can be controlled via the stride length). An additional layer normalization is applied to the tokens. This allows each stage to progressively reduce the number of tokens (*i.e.* feature resolution) while simultaneously increasing the width of the tokens (*i.e.* feature dimension), thus achieving spatial downsampling and increased richness of representation, similar to the design of CNNs. Different from other prior Transformer-based architectures [10, 29, 40, 33], we do not sum the ad-hoc position embedding to the tokens. Next, a stack of the proposed *Convolutional Transformer Blocks* comprise the remainder of each stage. Figure 2 (b) shows the architecture of the Convolutional Transformer Block, where a depth-wise separable convolution operation [5], referred as *Convolutional Projection*, is applied for query, key, and value embeddings respectively, instead of the standard position-wise linear projection in ViT [10]. Additionally, the classification token is added only in the last stage. Finally, an MLP (*i.e.* fully connected) Head is utilized upon the classification token of the final stage output to predict the class.

We first elaborate on the proposed *Convolutional Token Embedding* layer. Next we show how to perform *Convolutional Projection* for the Multi-Head Self-Attention module, and its efficient design for managing computational cost.

3.1. Convolutional Token Embedding

This convolution operation in CvT aims to model local spatial contexts, from low-level edges to higher order semantic primitives, over a multi-stage hierarchy approach, similar to CNNs.

Formally, given a 2D image or a 2D-reshaped output token map from a previous stage $x_{i-1} \in \mathbb{R}^{H_{i-1} \times W_{i-1} \times C_{i-1}}$ as the input to stage i , we learn a function $f(\cdot)$ that maps x_{i-1} into new tokens $f(x_{i-1})$ with a channel size C_i , where $f(\cdot)$ is 2D convolution operation of kernel size $s \times s$, stride $s - o$ and p padding (to deal with boundary conditions). The new token map $f(x_{i-1}) \in \mathbb{R}^{H_i \times W_i \times C_i}$ has height and width

$$H_i = \left\lfloor \frac{H_{i-1} + 2p - s}{s - o} + 1 \right\rfloor, W_i = \left\lfloor \frac{W_{i-1} + 2p - s}{s - o} + 1 \right\rfloor. \quad (1)$$

$f(x_{i-1})$ is then flattened into size $H_i W_i \times C_i$ and normalized by layer normalization [1] for input into the subsequent Transformer blocks of stage i .

The *Convolutional Token Embedding* layer allows us to

adjust the token feature dimension and the number of tokens at each stage by varying parameters of the convolution operation. In this manner, in each stage we progressively decrease the token sequence length, while increasing the token feature dimension. This gives the tokens the ability to represent increasingly complex visual patterns over increasingly larger spatial footprints, similar to feature layers of CNNs.

3.2. Convolutional Projection for Attention

The goal of the proposed *Convolutional Projection* layer is to achieve additional modeling of local spatial context, and to provide efficiency benefits by permitting the under-sampling of K and V matrices.

Fundamentally, the proposed Transformer block with *Convolutional Projection* is a generalization of the original Transformer block. While previous works [12, 38] try to add additional convolution modules to the Transformer Block for speech recognition and natural language processing, they result in a more complicated design and additional computational cost. Instead, we propose to replace the original position-wise linear projection for Multi-Head Self-Attention (MHSA) with depth-wise separable convolutions, forming the *Convolutional Projection* layer.

3.2.1 Implementation Details

Figure 3 (a) shows the original position-wise linear projection used in ViT [10] and Figure 3 (b) shows our proposed $s \times s$ *Convolutional Projection*. As shown in Figure 3 (b), tokens are first reshaped into a 2D token map. Next, a Convolutional Projection is implemented using a depth-wise separable convolution layer with kernel size s . Finally, the projected tokens are flattened into 1D for subsequent process. This can be formulated as:

$$x_i^{q/k/v} = \text{Flatten}(\text{Conv2d}(\text{Reshape2D}(x_i), s)), \quad (2)$$

where $x_i^{q/k/v}$ is the token input for $Q/K/V$ matrices at layer i , x_i is the unperturbed token prior to the Convolutional Projection, Conv2d is a depth-wise separable convolution [5] implemented by: Depth-wise Conv2d \rightarrow BatchNorm2d \rightarrow Point-wise Conv2d, and s refers to the convolution kernel size.

The resulting new Transformer Block with the Convolutional Projection layer is a generalization of the original Transformer Block design. The original position-wise linear projection layer could be trivially implemented using a convolution layer with kernel size of 1×1 .

3.2.2 Efficiency Considerations

There are two primary efficiency benefits from the design of our Convolutional Projection layer.

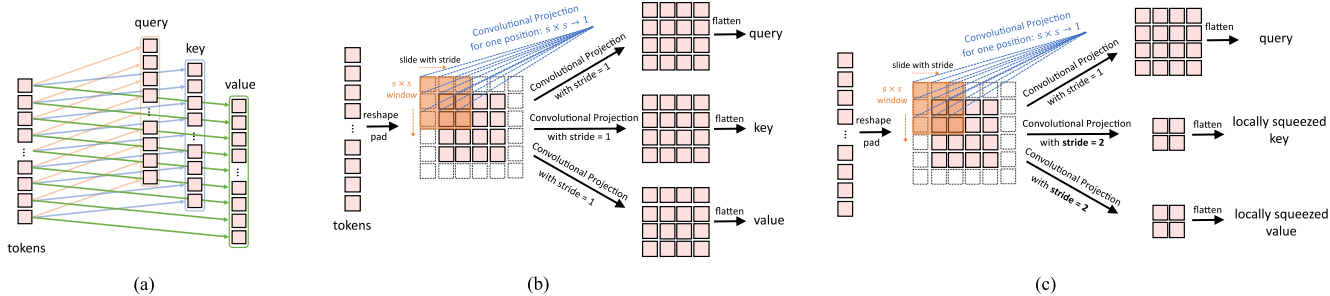


Figure 3: (a) Linear projection in ViT [10]. (b) Convolutional projection. (c) Squeezed convolutional projection. Unless otherwise stated, we use (c) Squeezed convolutional projection by default.

First, we utilize efficient convolutions. Directly using standard $s \times s$ convolutions for the Convolutional Projection would require s^2C^2 parameters and $\mathcal{O}(s^2C^2T)$ FLOPs, where C is the token channel dimension, and T is the number of tokens for processing. Instead, we split the standard $s \times s$ convolution into a depth-wise separable convolution [15]. In this way, each of the proposed Convolutional Projection would only introduce an extra of s^2C parameters and $\mathcal{O}(s^2CT)$ FLOPs compared to the original position-wise linear projection, which are negligible with respect to the total parameters and FLOPs of the models.

Second, we leverage the proposed Convolutional Projection to reduce the computation cost for the MHSA operation. The $s \times s$ Convolutional Projection permits reducing the number of tokens by using a stride larger than 1. Figure 3 (c) shows the Convolutional Projection, where the key and value projection are subsampled by using a convolution with stride larger than 1. We use a stride of 2 for key and value projection, leaving the stride of 1 for query unchanged. In this way, the number of tokens for key and value is reduced 4 times, and the computational cost is reduced by 4 times for the later MHSA operation. This comes with a minimal performance penalty, as neighboring pixels/patches in images tend to have redundancy in appearance/semantics. In addition, the local context modeling of the proposed Convolutional Projection compensates for the loss of information incurred by resolution reduction.

3.3. Methodological Discussions

Removing Positional Embeddings: The introduction of *Convolutional Projections* for every Transformer block, combined with the *Convolutional Token Embedding*, gives us the ability to model local spatial relationships through the network. This built-in property allows dropping the position embedding from the network without hurting performance, as evidenced by our experiments (Section 4.4), simplifying design for vision tasks with variable input resolution.

Relations to Concurrent Work: Recently, two more related concurrent works also propose to improve ViT by in-

corporating elements of CNNs to Transformers. Tokens-to-Token ViT [40] implements a progressive tokenization, and then uses a Transformer-based backbone in which the length of tokens is fixed. By contrast, our CvT implements a progressive tokenization by a multi-stage process – containing both convolutional token embeddings and convolutional Transformer blocks in each stage. As the length of tokens are decreased in each stage, the width of the tokens (dimension of feature) can be increased, allowing increased richness of representations at each feature spatial resolution. Additionally, whereas T2T concatenates neighboring tokens into one new token, leading to increasing the complexity of memory and computation, our usage of convolutional token embedding directly performs contextual learning without concatenation, while providing the flexibility of controlling stride and feature dimension. To manage the complexity, T2T has to consider a deep-narrow architecture design with smaller hidden dimensions and MLP size than ViT in the subsequent backbone. Instead, we changed previous Transformer modules by replacing the position-wise linear projection with our convolutional projection

Pyramid Vision Transformer (PVT) [33] overcomes the difficulties of porting ViT to various dense prediction tasks. In ViT, the output feature map has only a single scale with low resolution. In addition, computations and memory cost are relatively high, even for common input image sizes. To address this problem, both PVT and our CvT incorporate pyramid structures from CNNs to the Transformers structure. Compared with PVT, which only spatially subsamples the feature map or key/value matrices in projection, our CvT instead employs convolutions with stride to achieve this goal. Our experiments (shown in Section 4.4) demonstrate that the fusion of local neighboring information plays an important role on the performance.

4. Experiments

In this section, we evaluate the CvT model on large-scale image classification datasets and transfer to various downstream datasets. In addition, we perform through ablation

	Output Size	Layer Name	CvT-13	CvT-21	CvT-W24
Stage1	56 × 56	Conv. Embed.	7 × 7, 64, stride 4		7 × 7, 192, stride 4
	56 × 56	Conv. Proj. MHSA MLP	$3 \times 3, 64$ $H_1 = 1, D_1 = 64$ $R_1 = 4$ × 1	$3 \times 3, 64$ $H_1 = 1, D_1 = 64$ $R_1 = 4$ × 1	$3 \times 3, 192$ $H_1 = 3, D_1 = 192$ $R_1 = 4$ × 2
Stage2	28 × 28	Conv. Embed.	3 × 3, 192, stride 2		3 × 3, 768, stride 2
	28 × 28	Conv. Proj. MHSA MLP	$3 \times 3, 192$ $H_2 = 3, D_2 = 192$ $R_2 = 4$ × 2	$3 \times 3, 192$ $H_2 = 3, D_2 = 192$ $R_2 = 4$ × 4	$3 \times 3, 768$ $H_2 = 12, D_2 = 768$ $R_2 = 4$ × 2
Stage3	14 × 14	Conv. Embed.	3 × 3, 384, stride 2		3 × 3, 1024, stride 2
	14 × 14	Conv. Proj. MHSA MLP	$3 \times 3, 384$ $H_3 = 6, D_3 = 384$ $R_3 = 4$ × 10	$3 \times 3, 384$ $H_3 = 6, D_3 = 384$ $R_3 = 4$ × 16	$3 \times 3, 1024$ $H_3 = 16, D_3 = 1024$ $R_3 = 4$ × 20
Head	1 × 1	Linear	1000		
	Params		19.98 M	31.54 M	276.7 M
	FLOPs		4.53 G	7.13 G	60.86 G

Table 2: Architectures for ImageNet classification. Input image size is 224×224 by default. Conv. Embed.: Convolutional Token Embedding. Conv. Proj.: Convolutional Projection. H_i and D_i is the number of heads and embedding feature dimension in the i th MHSA module. R_i is the feature dimension expansion ratio in the i th MLP layer.

studies to validate the design of the proposed architecture.

4.1. Setup

For evaluation, we use the ImageNet dataset, with 1.3M images and 1k classes, as well as its superset ImageNet-22k with 22k classes and 14M images [8]. We further transfer the models pretrained on ImageNet-22k to downstream tasks, including CIFAR-10/100 [18], Oxford-IIIT-Pet [22], Oxford-IIIT-Flower [21], following [17, 10].

Model Variants We instantiate models with different parameters and FLOPs by varying the number of Transformer blocks of each stage and the hidden feature dimension used, as shown in Table 2. Three stages are adapted. We define CvT-13 and CvT-21 as basic models, with 19.98M and 31.54M parameters. CvT- X stands for Convolutional vision Transformer with X Transformer Blocks in total. Additionally, we experiment with a wider model with a larger token dimension for each stage, namely CvT-W24 (W stands for Wide), resulting 298.3M parameters, to validate the scaling ability of the proposed architecture.

Training AdamW [20] optimizer is used with the weight decay of 0.05 for our CvT-13, and 0.1 for our CvT-21 and CvT-W24. We train our models with an initial learning rate of 0.02 and a total batch size of 2048 for 300 epochs, with a cosine learning rate decay scheduler. We adopt the same data augmentation and regularization methods as in ViT [29]. Unless otherwise stated, all ImageNet models are trained with an 224×224 input size.

Fine-tuning We adopt fine-tuning strategy from ViT [29]. SGD optimizer with a momentum of 0.9 is used for fine-tuning. As in ViT [29], we pre-train our models at resolution 224×224 , and fine-tune at resolution of 384×384 . We fine-tune each model with a total batch size of 512,

for 20,000 steps on ImageNet-1k, 10,000 steps on CIFAR-10 and CIFAR-100, and 500 steps on Oxford-IIIT Pets and Oxford-IIIT Flowers-102.

4.2. Comparison to state of the art

We compare our method with state-of-the-art classification methods including Transformer-based models and representative CNN-based models on ImageNet [8], ImageNet Real [2] and ImageNet V2 [25] datasets in Table 3.

Compared to Transformer based models, CvT achieves a much higher accuracy with fewer parameters and FLOPs. CvT-21 obtains a 82.5% ImageNet Top-1 accuracy, which is 0.5% higher than DeiT-B with the reduction of 63% parameters and 60% FLOPs. When comparing to concurrent works, CvT still shows superior advantages. With fewer parameters, CvT-13 achieves a 81.6% ImageNet Top-1 accuracy, outperforming PVT-Small [33], T2T-ViT_t-14 [40], TNT-S [13] by 1.7%, 0.8%, 0.2% respectively.

Compared to CNN-based models, CvT further closes the performance gap of Transformer-based models. Our smallest model CvT-13 with 20M parameters and 4.5G FLOPs surpasses the large ResNet-152 model by 3.2% on ImageNet Top-1 accuracy, while ResNet-151 has 3 times the parameters of CvT-13.

Furthermore, when more data are involved, our wide model CvT-W24* pretrained on ImageNet-22k reaches to **87.7%** Top-1 Accuracy on ImageNet *without extra data* (e.g. JFT-300M), surpassing the previous best Transformer based models ViT-L/16 by 2.5% with similar number of model parameters and FLOPs.

4.3. Downstream task transfer

We further investigate the ability of our models to transfer by fine-tuning models on various tasks, with all models

Method Type	Network	#Param. (M)	image size	FLOPs (G)	ImageNet top-1 (%)	Real top-1 (%)	V2 top-1 (%)
<i>Convolutional Networks</i>	ResNet-50 [14]	25	224 ²	4.1	76.2	82.5	63.3
	ResNet-101 [14]	45	224 ²	7.9	77.4	83.7	65.7
	ResNet-152 [14]	60	224 ²	11	78.3	84.1	67.0
<i>Transformers</i>	ViT-B/16 [10]	86	384 ²	55.5	77.9	83.6	–
	ViT-L/16 [10]	307	384 ²	191.1	76.5	82.2	–
	DeiT-S [29][arxiv 2020]	22	224 ²	4.6	79.8	85.7	68.5
	DeiT-B [29][arxiv 2020]	86	224 ²	17.6	81.8	86.7	71.5
	PVT-Small [33][arxiv 2021]	25	224 ²	3.8	79.8	–	–
	PVT-Medium [33][arxiv 2021]	44	224 ²	6.7	81.2	–	–
	PVT-Large [33][arxiv 2021]	61	224 ²	9.8	81.7	–	–
	T2T-ViT _t -14 [40][arxiv 2021]	22	224 ²	6.1	80.7	–	–
	T2T-ViT _t -19 [40][arxiv 2021]	39	224 ²	9.8	81.4	–	–
	T2T-ViT _t -24 [40][arxiv 2021]	64	224 ²	15.0	82.2	–	–
	TNT-S [13][arxiv 2021]	24	224 ²	5.2	81.3	–	–
	TNT-B [13][arxiv 2021]	66	224 ²	14.1	82.8	–	–
<i>Convolutional Transformers</i>	Ours: CvT-13	20	224 ²	4.5	81.6	86.7	70.4
	Ours: CvT-21	32	224 ²	7.1	82.5	87.2	71.3
	Ours: CvT-13 _{↑384}	20	384 ²	16.3	83.0	87.9	71.9
	Ours: CvT-21 _{↑384}	32	384 ²	24.9	83.3	87.7	71.9
<i>Convolution Networks</i> _{22k}	BiT-M _{↑480} [17]	928	480 ²	837	85.4	–	–
<i>Transformers</i> _{22k}	ViT-B/16 _{↑384} [10]	86	384 ²	55.5	84.0	88.4	–
	ViT-L/16 _{↑384} [10]	307	384 ²	191.1	85.2	88.4	–
	ViT-H/16 _{↑384} [10]	632	384 ²	–	85.1	88.7	–
<i>Convolutional Transformers</i> _{22k}	Ours: CvT-13 _{↑384}	20	384 ²	16	83.3	88.7	72.9
	Ours: CvT-21 _{↑384}	32	384 ²	25	84.9	89.8	75.6
	Ours: CvT-W24 _{↑384}	277	384 ²	193.2	87.7	90.6	78.8

Table 3: Accuracy of manual designed architecture on ImageNet [8], ImageNet Real [2] and ImageNet V2 matched frequency [25]. Subscript _{22k} indicates the model pre-trained on ImageNet22k [8], and finetuned on ImageNet1k with the input size of 384 × 384, except BiT-M [17] finetuned with input size of 480 × 480.

being pre-trained on ImageNet-22k. Table 4 shows the results. Our CvT-W24 model is able to obtain the best performance across all the downstream tasks considered, even when compared to the large BiT-R152x4 [17] model, which has more than 3 × the number of parameters as CvT-W24.

4.4. Ablation Study

We design various ablation experiments to investigate the effectiveness of the proposed components. First, we show that with our introduction of convolutions, position embeddings can be removed from the model. Then, we study the impact of each of the proposed Convolutional Token Embedding and Convolutional Projection components.

Removing Position Embedding Given that we have introduced convolutions into the model, allowing local context to be captured, we study whether position embedding is still needed for CvT. The results are shown in Table 5, and demonstrate that removing position embedding

Model	Param (M)	CIFAR 10	CIFAR 100	Pets	Flowers 102
BiT-M [17]	928	98.91	92.17	94.46	99.30
ViT-B/16 [10]	86	98.95	91.67	94.43	99.38
ViT-L/16 [10]	307	99.16	93.44	94.73	99.61
ViT-H/16 [10]	632	99.27	93.82	94.82	99.51
Ours: CvT-13	20	98.83	91.11	93.25	99.50
Ours: CvT-21	32	99.16	92.88	94.03	99.62
Ours: CvT-W24	277	99.39	94.09	94.73	99.72

Table 4: Top-1 accuracy on downstream tasks. All the models are pre-trained on ImageNet-22k data

of our model does not degrade the performance. Therefore, position embeddings have been removed from CvT by default. As a comparison, removing the position embedding of DeiT-S would lead to 1.8% drop of ImageNet Top-1 accuracy, as it does not model image spatial relation-

Method	Model	Param (M)	Pos. Emb.	ImageNet Top-1 (%)
a	DeiT-S	22	Default	79.8
b	DeiT-S	22	N/A	78.0
c	CvT-13	20	Every stage	81.5
d	CvT-13	20	First stage	81.4
e	CvT-13	20	Last stage	81.4
f	CvT-13	20	N/A	81.6

Table 5: Ablations on position embedding.

Method	Conv. Embed.	Pos. Embed.	#Param (M)	ImageNet top-1 (%)
a			19.5	80.7
b		✓	19.9	81.1
c	✓	✓	20.3	81.4
d	✓		20.0	81.6

Table 6: Ablations on Convolutional Token Embedding.

ships other than by adding the position embedding. This further shows the effectiveness of our introduced convolutions. Position Embedding is often realized by fixed-length learn-able vectors, limiting the trained model adaptation of variable-length input. However, a wide range of vision applications take variable image resolutions. Recent work CPVT [6] tries to replace explicit position embedding of Vision Transformers with a conditional position encodings module to model position information on-the-fly. CvT is able to completely remove the positional embedding, providing the possibility of simplifying adaption to more vision tasks without requiring a re-designing of the embedding.

Convolutional Token Embedding We study the effectiveness of the proposed Convolutional Token Embedding, and Table 6 shows the results. Table 6d is the CvT-13 model. When we replace the Convolutional Token Embedding with non-overlapping Patch Embedding [10], the performance drops 0.8% (Table 6a v.s. Table 6d). When position embedding is used, the introduction of Convolutional Token Embedding still obtains 0.3% improvement (Table 6b v.s. Table 6c). Further, when using both Convolutional Token Embedding and position embedding as Table 6d, it slightly drops 0.1% accuracy. These results validate the introduction of Convolutional Token Embedding not only improves the performance, but also helps CvT model spatial relationships without position embedding.

Convolutional Projection First, we compare the proposed Convolutional Projection with different strides in Table 7. By using a stride of 2 for key and value projection, we observe a 0.3% drop in ImageNet Top-1 accuracy, but with 30% fewer FLOPs. We choose to use Convolutional

Method	Conv. Proj. KV. stride	Params (M)	FLOPs (G)	ImageNet top-1 (%)
a	1	20	6.55	82.3
b	2	20	4.53	81.6

Table 7: Ablations on Convolutional Projection with different strides for key and value projection. Conv. Proj. KV.: Convolutional Projection for key and value. We apply Convolutional Projection in all Transformer blocks.

Method	Conv. Projection			Imagenet top-1 (%)
	Stage 1	Stage 2	Stage 3	
a				80.6
b	✓			80.8
c	✓	✓		81.0
d	✓	✓	✓	81.6
#Blocks	1	2	10	

Table 8: Ablations on Convolutional Projection v.s. Position-wise Linear Projection. ✓ indicates the use of Convolutional Projection, otherwise use Position-wise Linear Projection.

Projection with stride 2 for key and value as default for less computational cost and memory usage.

Then, we study how the proposed Convolutional Projection affects the performance by choosing whether to use Convolutional Projection or the regular Position-wise Linear Projection for each stage. The results are shown in Table 8. We observe that replacing the original Position-wise Linear Projection with the proposed Convolutional Projection improves the Top-1 Accuracy on ImageNet from 80.6% to 81.5%. In addition, performance continually improves as more stages use the design, validating this approach as an effective modeling strategy.

5. Conclusion

In this work, we have presented a detailed study of introducing convolutions into the Vision Transformer architecture to merge the benefits of Transformers with the benefits of CNNs for image recognition tasks. Extensive experiments demonstrate that the introduced convolutional token embedding and convolutional projection, along with the multi-stage design of the network enabled by convolutions, make our CvT architecture achieve superior performance while maintaining computational efficiency. Furthermore, due to the built-in local context structure introduced by convolutions, CvT no longer requires a position embedding, giving it a potential advantage for adaption to a wide range of vision tasks requiring variable input resolution.

References

- [1] Jimmy Lei Ba, Jamie Ryan Kiros, and Geoffrey E. Hinton. Layer normalization, 2016. [4](#)
- [2] Lucas Beyer, Olivier J Hénaff, Alexander Kolesnikov, Xiao-hua Zhai, and Aäron van den Oord. Are we done with imagenet? *arXiv preprint arXiv:2006.07159*, 2020. [6](#), [7](#)
- [3] Nicolas Carion, Francisco Massa, Gabriel Synnaeve, Nicolas Usunier, Alexander Kirillov, and Sergey Zagoruyko. End-to-end object detection with transformers. In *European Conference on Computer Vision*, pages 213–229. Springer, 2020. [2](#)
- [4] Hanting Chen, Yunhe Wang, Tianyu Guo, Chang Xu, Yiping Deng, Zhenhua Liu, Siwei Ma, Chunjing Xu, Chao Xu, and Wen Gao. Pre-trained image processing transformer. *arXiv preprint arXiv:2012.00364*, 2020. [2](#)
- [5] François Chollet. Xception: Deep learning with depthwise separable convolutions. In *Proceedings of the IEEE conference on computer vision and pattern recognition*, pages 1251–1258, 2017. [2](#), [4](#)
- [6] Xiangxiang Chu, Bo Zhang, Zhi Tian, Xiaolin Wei, and Huaxia Xia. Do we really need explicit position encodings for vision transformers? *arXiv preprint arXiv:2102.10882*, 2021. [3](#), [8](#)
- [7] Zhigang Dai, Bolun Cai, Yugeng Lin, and Junying Chen. Up-detr: Unsupervised pre-training for object detection with transformers. *arXiv preprint arXiv:2011.09094*, 2020. [2](#)
- [8] Jia Deng, Wei Dong, Richard Socher, Li-Jia Li, Kai Li, and Li Fei-Fei. Imagenet: A large-scale hierarchical image database. In *2009 IEEE conference on computer vision and pattern recognition*, pages 248–255. Ieee, 2009. [6](#), [7](#)
- [9] Jacob Devlin, Ming-Wei Chang, Kenton Lee, and Kristina Toutanova. BERT: Pre-training of deep bidirectional transformers for language understanding. In *Proceedings of the 2019 Conference of the North American Chapter of the Association for Computational Linguistics: Human Language Technologies, Volume 1 (Long and Short Papers)*, pages 4171–4186, Minneapolis, Minnesota, 2019. Association for Computational Linguistics. [1](#), [2](#)
- [10] Alexey Dosovitskiy, Lucas Beyer, Alexander Kolesnikov, Dirk Weissenborn, Xiaohua Zhai, Thomas Unterthiner, Mostafa Dehghani, Matthias Minderer, Georg Heigold, Sylvain Gelly, et al. An image is worth 16x16 words: Transformers for image recognition at scale. *arXiv preprint arXiv:2010.11929*, 2020. [1](#), [2](#), [4](#), [5](#), [6](#), [7](#), [8](#)
- [11] Nico Engel, Vasileios Belagiannis, and Klaus Dietmayer. Point transformer. *arXiv preprint arXiv:011.00931*, 2020. [2](#)
- [12] Anmol Gulati, James Qin, Chung-Cheng Chiu, Niki Parmar, Yu Zhang, Jiahui Yu, Wei Han, Shibo Wang, Zhengdong Zhang, Yonghui Wu, et al. Conformer: Convolution-augmented transformer for speech recognition. *arXiv preprint arXiv:2005.08100*, 2020. [3](#), [4](#)
- [13] Kai Han, An Xiao, Enhua Wu, Jianyuan Guo, Chunjing Xu, and Yunhe Wang. Transformer in transformer. *arXiv preprint arXiv:2103.00112*, 2021. [1](#), [3](#), [6](#), [7](#)
- [14] Kaiming He, Xiangyu Zhang, Shaoqing Ren, and Jian Sun. Deep residual learning for image recognition. In *Proceedings of the IEEE conference on computer vision and pattern recognition*, pages 770–778, 2016. [1](#), [2](#), [4](#), [7](#)
- [15] Andrew G Howard, Menglong Zhu, Bo Chen, Dmitry Kalenichenko, Weijun Wang, Tobias Weyand, Marco Andreetto, and Hartwig Adam. Mobilenets: Efficient convolutional neural networks for mobile vision applications. *arXiv preprint arXiv:1704.04861*, 2017. [5](#)
- [16] Han Hu, Zheng Zhang, Zhenda Xie, and Stephen Lin. Local relation networks for image recognition. *arXiv preprint arXiv:1904.11491*, 2019. [3](#)
- [17] Alexander Kolesnikov, Lucas Beyer, Xiaohua Zhai, Joan Puigcerver, Jessica Yung, Sylvain Gelly, and Neil Houlsby. Big transfer (bit): General visual representation learning. *arXiv preprint arXiv:1912.11370*, 6(2):8, 2019. [1](#), [6](#), [7](#)
- [18] Alex Krizhevsky, Geoffrey Hinton, et al. Learning multiple layers of features from tiny images. 2009. [6](#)
- [19] Yann Lecun, Patrick Haffner, Léon Bottou, and Yoshua Bengio. Object recognition with gradient-based learning. In *Contour and Grouping in Computer Vision*. Springer, 1999. [2](#), [4](#)
- [20] Ilya Loshchilov and Frank Hutter. Decoupled weight decay regularization. *arXiv preprint arXiv:1711.05101*, 2017. [6](#)
- [21] Maria-Elena Nilsback and Andrew Zisserman. Automated flower classification over a large number of classes. In *Indian Conference on Computer Vision, Graphics and Image Processing*, Dec 2008. [6](#)
- [22] Omkar M. Parkhi, Andrea Vedaldi, Andrew Zisserman, and C. V. Jawahar. Cats and dogs. In *IEEE Conference on Computer Vision and Pattern Recognition*, 2012. [6](#)
- [23] Niki Parmar, Ashish Vaswani, Jakob Uszkoreit, Lukasz Kaiser, Noam Shazeer, Alexander Ku, and Dustin Tran. Image transformer. In *International Conference on Machine Learning*, pages 4055–4064. PMLR, 2018. [2](#)
- [24] Alec Radford, Karthik Narasimhan, Tim Salimans, and Ilya Sutskever. Improving language understanding by generative pre-training. 2018. [2](#)
- [25] Benjamin Recht, Rebecca Roelofs, Ludwig Schmidt, and Vaishaal Shankar. Do imagenet classifiers generalize to imagenet? In *International Conference on Machine Learning*, pages 5389–5400. PMLR, 2019. [6](#), [7](#)
- [26] Aravind Srinivas, Tsung-Yi Lin, Niki Parmar, Jonathon Shlens, Pieter Abbeel, and Ashish Vaswani. Bottleneck transformers for visual recognition. *arXiv preprint arXiv:2101.11605*, 2021. [3](#)
- [27] Zhiqing Sun, Shengcao Cao, Yiming Yang, and Kris Kitani. Rethinking transformer-based set prediction for object detection. *arXiv preprint arXiv:2011.10881*, 2020. [2](#)
- [28] Mingxing Tan and Quoc Le. Efficientnet: Rethinking model scaling for convolutional neural networks. In *International Conference on Machine Learning*, pages 6105–6114. PMLR, 2019. [2](#)
- [29] Hugo Touvron, Matthieu Cord, Matthijs Douze, Francisco Massa, Alexandre Sablayrolles, and Hervé Jégou. Training data-efficient image transformers & distillation through attention. *arXiv preprint arXiv:2012.12877*, 2020. [1](#), [2](#), [4](#), [6](#), [7](#)

- [30] Ashish Vaswani, Noam Shazeer, Niki Parmar, Jakob Uszkoreit, Llion Jones, Aidan N. Gomez, Lukasz Kaiser, and Illia Polosukhin. Attention is all you need. In Isabelle Guyon, Ulrike von Luxburg, Samy Bengio, Hanna M. Wallach, Rob Fergus, S. V. N. Vishwanathan, and Roman Garnett, editors, *Advances in Neural Information Processing Systems 30: Annual Conference on Neural Information Processing Systems 2017, December 4-9, 2017, Long Beach, CA, USA*, pages 5998–6008, 2017. [1](#), [2](#)
- [31] Alex Wang, Amanpreet Singh, Julian Michael, Felix Hill, Omer Levy, and Samuel R. Bowman. GLUE: A multi-task benchmark and analysis platform for natural language understanding. In *7th International Conference on Learning Representations, ICLR 2019, New Orleans, LA, USA, May 6-9, 2019*. OpenReview.net, 2019. [1](#)
- [32] Huiyu Wang, Yukun Zhu, Hartwig Adam, Alan Yuille, and Liang-Chieh Chen. Max-deeplab: End-to-end panoptic segmentation with mask transformers. *arXiv preprint arXiv:2012.00759*, 2020. [2](#)
- [33] Wenhai Wang, Enze Xie, Xiang Li, Deng-Ping Fan, Kaitao Song, Ding Liang, Tong Lu, Ping Luo, and Ling Shao. Pyramid vision transformer: A versatile backbone for dense prediction without convolutions. *arXiv preprint arXiv:2102.12122*, 2021. [1](#), [3](#), [4](#), [5](#), [6](#), [7](#)
- [34] Xiaolong Wang, Ross Girshick, Abhinav Gupta, and Kaiming He. Non-local neural networks. In *Proceedings of the IEEE conference on computer vision and pattern recognition*, pages 7794–7803, 2018. [3](#)
- [35] Yuqing Wang, Zhaoliang Xu, Xinlong Wang, Chunhua Shen, Baoshan Cheng, Hao Shen, and Huaxia Xia. End-to-end video instance segmentation with transformers. *arXiv preprint arXiv:2011.14503*, 2020. [2](#)
- [36] Yujing Wang, Yaming Yang, Jiangang Bai, Mingliang Zhang, Jing Bai, Jing Yu, Ce Zhang, Gao Huang, and Yunhai Tong. Evolving attention with residual convolutions. *arXiv preprint arXiv:2102.12895*, 2021. [3](#)
- [37] Felix Wu, Angela Fan, Alexei Baevski, Yann N Dauphin, and Michael Auli. Pay less attention with lightweight and dynamic convolutions. *arXiv preprint arXiv:1901.10430*, 2019. [3](#)
- [38] Zhanghao Wu, Zhijian Liu, Ji Lin, Yujun Lin, and Song Han. Lite transformer with long-short range attention. *arXiv preprint arXiv:2004.11886*, 2020. [3](#), [4](#)
- [39] Fuzhi Yang, Huan Yang, Jianlong Fu, Hongtao Lu, and Baining Guo. Learning texture transformer network for image super-resolution. In *Proceedings of the IEEE/CVF Conference on Computer Vision and Pattern Recognition*, pages 5791–5800, 2020. [2](#)
- [40] Li Yuan, Yunpeng Chen, Tao Wang, Weihao Yu, Yujun Shi, Francis EH Tay, Jiashi Feng, and Shuicheng Yan. Tokens-to-token vit: Training vision transformers from scratch on imagenet. *arXiv preprint arXiv:2101.11986*, 2021. [1](#), [3](#), [4](#), [5](#), [6](#), [7](#)
- [41] Yanhong Zeng, Jianlong Fu, and Hongyang Chao. Learning joint spatial-temporal transformations for video inpainting. In *European Conference on Computer Vision*, pages 528–543. Springer, 2020. [2](#)
- [42] Minghang Zheng, Peng Gao, Xiaogang Wang, Hongsheng Li, and Hao Dong. End-to-end object detection with adaptive clustering transformer. *arXiv preprint arXiv:2011.09315*, 2020. [2](#)
- [43] Luowei Zhou, Yingbo Zhou, Jason J. Corso, Richard Socher, and Caiming Xiong. End-to-end dense video captioning with masked transformer. In *Proceedings of the IEEE Conference on Computer Vision and Pattern Recognition (CVPR)*, June 2018. [2](#)
- [44] Xizhou Zhu, Weijie Su, Lewei Lu, Bin Li, Xiaogang Wang, and Jifeng Dai. Deformable detr: Deformable transformers for end-to-end object detection. *arXiv preprint arXiv:2010.04159*, 2020. [2](#)