

Learning a 3D Morphable Face Reflectance Model from Low-cost Data

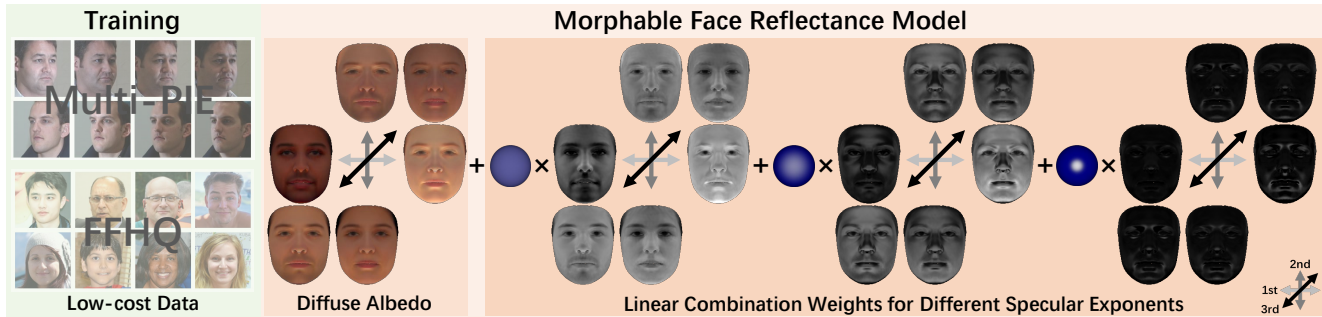
Yuxuan Han¹Zhibo Wang²Feng Xu¹¹School of Software and BNRist, Tsinghua University²SenseTime Research

Figure 1. We propose the first 3D morphable face reflectance model with spatially varying BRDF and a technique to train the model with low-cost publicly-available data. We represent face reflectance as a Lambertian BRDF combined with the linear combination of Blinn-Phong BRDFs with different predefined specular exponents. The reflectance parameters for each face vertex are the diffuse albedo and a set of weights. We show the first 3 principal components of diffuse albedo and spatially varying weights here in nonlinear sRGB space.

Abstract

Modeling non-Lambertian effects such as facial specularities leads to a more realistic 3D Morphable Face Model. Existing works build parametric models for diffuse and specular albedo using Light Stage data. However, only diffuse and specular albedo cannot determine the full BRDF. In addition, the requirement of Light Stage data is hard to fulfill for the research communities. This paper proposes the first 3D morphable face reflectance model with spatially varying BRDF using only low-cost publicly-available data. We apply linear shininess weighting into parametric modeling to represent spatially varying specular intensity and shininess. Then an inverse rendering algorithm is developed to reconstruct the reflectance parameters from non-Light Stage data, which are used to train an initial morphable reflectance model. To enhance the model’s generalization capability and expressive power, we further propose an update-by-reconstruction strategy to finetune it on an in-the-wild dataset. Experimental results show that our method obtains decent rendering results with plausible facial specularities. Our code is released [here](#).

1. Introduction

3D Morphable Face Models (3DMM) [4, 19] have attracted much attention in the past two decades, as it pro-

vides a powerful and compact statistical prior of 3D face geometry and appearance with dense point-to-point correspondence to various downstream applications like face reconstruction [14, 22, 52, 55, 56], rendering [13, 53, 57, 58, 70], and animation [3, 7, 9, 20, 21, 68]. Existing works [52, 54, 55] have demonstrated promising results for improving the generalization capability and expressive power of 3DMM under the assumption that faces are Lambertian surfaces. However, it is still challenging to model non-Lambertian effects such as facial specularities in 3DMM, which can lead to a more realistic face model.

A few recent works [37, 50] involve non-Lambertian facial reflectance in the morphable face model. Using a Light Stage [11, 24, 39], they capture diffuse and specular albedo maps of tens of participants. Then, they model the diffuse and specular albedo by training a PCA model [50] or a deep generative network [37] on the acquired data. However, only the diffuse and specular albedo cannot determine the complete Bidirectional Reflectance Distribution Function (BRDF). Thus, other works [15–17] set the remaining reflectance parameters (*e.g.* specular exponent for the Blinn-Phong BRDF [5], roughness for the Torrance-Sparrow BRDF [59]) of all face vertices to a reasonable value to characterize specular shininess and obtain the complete BRDF. As shown in Figure 7, these spatially uniform parameters lead to unpleasing rendering results since face reflectance is inherently spatially varying [65]. Besides, the

requirement of Light Stage data is hard to fulfill since building a Light Stage is quite difficult, and no publicly available Light Stage dataset is sufficient to construct a 3DMM.

To overcome these limitations, we propose and train the first morphable face reflectance model with spatially varying BRDF from low-cost publicly-available data. Inspired by previous works [41, 42], we represent face reflectance as a Lambertian BRDF combined with the linear combination of several Blinn-Phong BRDFs corresponding to different predefined specular exponents. Thus, the reflectance parameters of each face vertex include an RGB color for the Lambertian BRDF and a set of weights for the Blinn-Phong BRDFs. As illustrated in Figure 2, our representation can naturally modulate specular intensity and shininess by adjusting the absolute and relative scales of the linear combination weights, respectively. Compared to previous works [37, 50] not modeling specular shininess, we define a complete BRDF by this representation in 3DMM. Compared to the traditional Blinn-Phong BRDF that models specular intensity and shininess in a nonlinear formulation [5], our linear representation (Equation (2)) is much easier to reconstruct the reflectance parameters from recorded images. With this linear reflectance representation, we develop an inverse rendering approach to estimate the spatially varying reflectance parameters for the 128 selected identities in Multi-PIE [25], a public dataset with face images captured under controlled camera views and light directions. Then, we learn a PCA model for the estimated reflectance parameters as our initial morphable face reflectance model.

Considering that the Multi-PIE dataset only contains 128 identities which is far from sufficient to capture the variability of human faces, we propose to finetune the initial model on a large-scale in-the-wild dataset, FFHQ [29], to improve its generalization capability and expressive power. As the inputs are in-the-wild images with unknown lighting information, it is not easy to reconstruct accurate reflectance from them. Our key observation is that, on the one hand, we already have an initial parametric reflectance model that can better formulate the reflectance reconstruction from in-the-wild images. On the other hand, the reconstructed reflectance from in-the-wild data could provide feedback to enhance the face prior knowledge in our morphable reflectance model. Based on this observation, we jointly reconstruct the face reflectance coefficients and update the parameters of our morphable face reflectance model (the mean and bases). Another challenge here is to predict high-order spherical harmonics (SH) lighting [44] for in-the-wild images, which is crucial for updating the high-frequency information of our non-Lambertian reflectance model [45]. To solve this problem, we build another PCA model for real-world environment lighting in SH coefficients space, which largely reduces the searching space of the high-order SH coefficients. During face reconstruction, we first predict

the parameters of the PCA lighting model and then retrieve the high-order SH coefficients from it. Finally, the in-the-wild images are well reconstructed with our parametric reflectance model, and the model itself is also updated gradually in this process to achieve high generalization capability and expressive power.

In summary, our contributions include:

- We propose the first 3D morphable face reflectance model with spatially varying BRDF and a technique to train the model with low-cost publicly-available data.
- We apply linear shininess weighting into parametric face modeling to represent spatially varying specular shininess and intensity and ease the process of reconstructing reflectance from images.
- We propose an update-by-reconstruction strategy to finetune our face reflectance model on an in-the-wild dataset, improving its generalization capability and expressive power.

2. Related Work

3D Morphable Face Model The origin 3DMM, proposed by Blanz and Vetter [4], learns a PCA model to represent 3D face shape and texture from 200 scans. This seminal work has motivated substantial follow-ups in the past two decades [19]. Paysan et al. [43] propose the Basel Face Model (BFM), the first 3DMM available to the public. However, BFM and the original 3DMM can only model neutral faces. To handle expression variation, Li et al. [38] propose the FLAME model with additive expression bases trained from 4D scans. Cao et al. [8] build a bilinear expression model from a database with multi-expression scans of the same person. Another class of works attempts to better capture human face variation by scaling up the number of scans for 3DMM training. Dai et al. [10] and Booth et al. [6] learn large-scale 3DMM from 1.2k and 10k subjects, respectively. However, all of these previous works approximate face as Lambertian surface and ignore the modeling of non-Lambertian reflectance. Recently, some works [37, 50] build morphable models for diffuse and specular albedo using Light Stage scans [24, 39, 51]. However, specular shininess is ignored in their model. In addition, their requirement on Light Stage scans is hard to fulfill for the research community. Our method can represent both spatially varying specular intensity and shininess while only using low-cost publicly-available data as the training set.

More recently, some works [52, 54, 55, 60, 61] propose to learn 3DMM from large-scale 2D datasets by jointly performing face reconstruction and face model learning. These methods can learn a 3DMM that generalizes well across the population. Tewari et al. [52] learn linear face shape and texture models from videos by designing novel loss functions to handle depth ambiguity. A follow-up work [54] learns a complete 3DMM, including shape, expression, and

texture, from videos and neutral face images. Tran et al. [60,61] learn a non-linear 3DMM from 2D image collections, using deep neural networks to model face shape and texture. Inspired by these works, we finetune our initial face reflectance model on an in-the-wild face image dataset to improve its generalization capability and expressive power.

Face Appearance Capture Existing methods for face appearance capture [32] fall into two categories: the image-based method and the model-based method. The key idea of the image-based method is to capture a set of images to sample the light transport function, and then novel appearances can be obtained by linearly recombining these images. To fulfill this, Debevec et al. [11] construct the Light Stage to capture the light transport function by programmatically activating One-Light-At-a-Time (OLAT). Using the captured OLAT data as the training set, Mallikarjun et al. [40] propose a learning-based method to infer the whole light transport function from a monocular input face image, and Kumar et al. [33] build a statistical model for the light transport function at a fixed frontal viewpoint. By directly modeling the light transport function, these image-based methods can represent specularities, sub-surface scattering, and other high-order effects caused by the complex interaction between light and face surface. However, they cannot export geometry or material assets for further usages like material editing or animation.

Model-based methods capture the parameters of a reflectance model and utilize the rendering equation [27] to synthesize novel appearances. Previous works [24, 39, 51] use polarised illumination to directly capture the diffuse and specular albedo of human face. Using the captured data from [24, 39, 51], recent works train a neural network to map a monocular face image into its diffuse and specular albedo map [35, 67] or build a morphable model for this maps [37, 50]. Another class of works adopts an inverse rendering framework to estimate the face reflectance parameters from images. Weyrich et al. [65] develop a novel reflectance model for face and estimate its parameter from dense OLAT images captured by a Light Stage [11]. Riviere et al. [47] leverage images captured by a lightweight single-shot system for inverse rendering. In our method, we estimate the reflectance parameters for each identity in the Multi-PIE dataset from the provided OLAT images via an inverse rendering framework and use these parameters to build an initial morphable face reflectance model.

More recently, some works attempt to capture face appearance using a low-cost setup, such as a single selfie video of the subject rotating under the sun [62], recorded video of the subject illuminated by a desktop monitor [48], and co-located captured sequence [2, 49]. However, all of these previous works are person-specific. Our goal is to build a generic morphable reflectance model using low-cost data.



(a) $w_1 = 0.4, w_2 = 0.1$ (b) $w_1 = 0.8, w_2 = 0.2$ (c) $w_1 = 0.1, w_2 = 0.4$

Figure 2. Our reflectance representation can naturally modulate specular intensity and shininess by adjusting the absolute or relative scales of the linear combination weights. Here we show an example using the linear combination of 2 Blinn-Phong BRDFs with specular exponents $p_1 = 8$ and $p_2 = 64$, respectively. Note the changes in specular intensity and shininess under different linear combination weights w_1 and w_2 .

3. Method

In this Section, we first introduce the representation of our morphable face reflectance model (Section 3.1), then propose a method to learn this model from low-cost publicly-available data. Specifically, we first learn an initial model from the Multi-PIE dataset (Section 3.2) and then finetune it on the FFHQ dataset to improve its generalization capability and expressive power (Section 3.3).

3.1. Morphable Face Reflectance Model

Our goal is to design a morphable model to represent the spatially varying BRDF of the human face across the population. To this end, we build our model upon the BFM09 [43] geometry model and assign the spatially varying reflectance parameters to its vertices. We employ a linear model for the reflectance parameters of the human face:

$$R = \bar{R} + M_R \cdot \beta \quad (1)$$

Here, $\bar{R} \in \mathbb{R}^{kV}$ and $M_R \in \mathbb{R}^{kV \times N_R}$ are the mean and bases of face reflectance parameters, respectively; N_R is the number of bases; k is the number of reflectance model parameters for each vertex; V is the number of vertices of the BFM09 geometry model; $\beta \in \mathbb{R}^{N_R}$ is the morphable model coefficients. Note that previous works [23, 52, 54] represent face reflectance as the Lambertian BRDF. So in their scenario $k = 3$ to represent the RGB diffuse color.

Next, we first introduce our reflectance representation. Then, we illustrate our efficient shading technique for this representation under directional or environmental illumination, which can accelerate the model learning process detailed in later Sections.

Reflectance Representation To model non-Lambertian effects such as facial specularity, we incorporate a diffuse term and a specular term in our face reflectance representation f_r . We instantiate them as the Lambertian BRDF and the linear combination of several Blinn-Phong BRDFs [5] with different predefined specular exponents, respectively:

$$f_r(\mathbf{l}, \mathbf{v}, \mathbf{n}) = \frac{c}{\pi} + \sum_{i=1}^{k_{bp}} w_i \cdot f_i \cdot \frac{\langle \mathbf{h}, \mathbf{n} \rangle^{p_i}}{\langle \mathbf{l}, \mathbf{n} \rangle} \quad (2)$$

Here, \mathbf{l} , \mathbf{v} , and \mathbf{n} indicate the incident light direction, viewing direction, and normal direction, respectively; c is the RGB diffuse color; w_i are the linear combination weights; p_i are the predefined specular exponents; k_{bp} is the number of Blinn-Phong BRDFs; $f_i = \frac{p_i+2}{4\pi \cdot (2-2^{-\frac{p_i}{2}})}$ are the energy normalization factor [1] such that the corresponding Blinn-Phong lobe integrates to 1; $\langle \cdot, \cdot \rangle$ is the clamped cosine function; $\mathbf{h} = \frac{\mathbf{v}+\mathbf{l}}{\|\mathbf{v}+\mathbf{l}\|_2}$ is the half vector [1].

In our scenario, the reflectance parameters for each face vertex are the diffuse color c and k_{bp} linear combination weights w_i . Thus, each face vertex has $k = k_{bp} + 3$ reflectance parameters attached to it. Note that the specular exponents p_i are predefined and shared by each face vertex; they are hyper-parameters in our model. Our representation can naturally modulate the specular intensity and shininess. As illustrated in Figure 2, doubling all the weights would double the specular intensity, while adjusting the aspect ratio between weights would change the specular shininess. Moreover, our reflectance representation generalizes to previous work [15–17] with spatially varying specular albedo and a global specular exponent when $k_{bp} = 1$.

Efficient Shading For *directional illumination*, by denoting the incoming irradiance from direction \mathbf{l} as E , we can directly obtain the shading:

$$s = E \cdot \left(\frac{c}{\pi} \cdot \langle \mathbf{l}, \mathbf{n} \rangle + \sum_{i=1}^{k_{bp}} w_i \cdot f_i \cdot \langle \mathbf{h}, \mathbf{n} \rangle^{p_i} \right) \quad (3)$$

For *environmental illumination*, we denote the incoming radiance from direction \mathbf{l} as $E(\mathbf{l})$. According to the rendering equation [27], we have:

$$s = \int_{\mathbf{l} \in \Omega^+} E(\mathbf{l}) \cdot f_r(\mathbf{l}, \mathbf{v}, \mathbf{n}) \cdot \langle \mathbf{l}, \mathbf{n} \rangle d\mathbf{l} \quad (4)$$

Here, Ω^+ is the upper hemisphere centered by \mathbf{n} . Substituting Equation (2) into Equation (4), we then separate the shading s into a diffuse part s_d and a specular part s_s :

$$s = s_d + s_s, \text{ where} \quad (5)$$

$$s_d = \int_{\mathbf{l} \in \Omega^+} \frac{c}{\pi} \cdot E(\mathbf{l}) \cdot \langle \mathbf{l}, \mathbf{n} \rangle d\mathbf{l} \quad (6)$$

$$s_s = \int_{\mathbf{l} \in \Omega^+} \sum_{i=1}^{k_{bp}} w_i \cdot f_i \cdot \langle \mathbf{h}, \mathbf{n} \rangle^{p_i} \cdot E(\mathbf{l}) d\mathbf{l} \quad (7)$$

We can efficiently compute s_d and s_s in the frequency space [45]:

$$s_d = \frac{c}{\pi} \cdot \sum_{l=0}^L \sum_{m=-l}^l A_l \cdot K_{lm} \cdot Y_{lm}(\mathbf{n}), \quad (8)$$

$$s_s = \sum_{i=1}^{k_{bp}} \sum_{l=0}^L \sum_{m=-l}^l w_i \cdot B_l \cdot K_{lm} \cdot Y_{lm}(\mathbf{r}). \quad (9)$$

Here, L is the SH order, A_l , B_l^i , and K_{lm} are the SH coefficients of the Lambertian BRDF, Blinn-Phong BRDF with specular exponent p_i , and the environmental illumination, respectively; $Y_{lm}(\cdot)$ are the SH basis functions; $\mathbf{r} = \frac{2(\mathbf{n} \cdot \mathbf{v})\mathbf{n} - \mathbf{v}}{\|2(\mathbf{n} \cdot \mathbf{v})\mathbf{n} - \mathbf{v}\|_2}$ is the specular reflect direction [1].

3.2. Initial Model Learning

In this part, we propose a method to learn the mean \bar{R} and bases M_R of our morphable face reflectance model from the publicly-available Multi-PIE dataset [25]. Specifically, we first estimate the reflectance parameters for each identity in the dataset via inverse rendering, and then train a PCA model for them.

Dataset Preprocessing The Multi-PIE dataset contains 337 identities captured under 15 viewpoints and 19 illuminations. We first exclude objects with facial accessories or hair occlusions, resulting in 128 identities. Then, we manually select 9 viewpoints and 12 illuminations (including 11 directional flash images and 1 room light image) with well color consistency to train our model. By removing the room light effect in the flash images, we obtain 11 OLAT images per viewpoint. We adopt a simple model-based approach to reconstruct the BFM09 geometry coefficients of each identity, camera parameters of each viewpoint, and the position of each flash simultaneously. See more implementation details in our *Supplementary Material*.

Reflectance Parameter Estimation For a specific identity, we estimate all the reflectance parameters in UV space, including the diffuse color map $C \in \mathbb{R}^{3 \times H \times W}$ and the linear combination weight map $W \in \mathbb{R}^{k_{bp} \times H \times W}$. We unwarp all the OLAT images into UV space and denote the one captured under the i -th viewpoint and the j -th directional flash illumination as $I_{ij}^{uv} \in \mathbb{R}^{3 \times H \times W}$. From the reconstructed face geometry and scene information, we precompute the incident light direction \mathbf{l}_j^{uv} for each flash, view direction \mathbf{v}_i^{uv} for each camera, normal direction \mathbf{n}^{uv} for the face geometry, and shadow mask¹ M_{ij}^{uv} for each OLAT image in the UV space. By predefining a reasonable incoming irradiance E from the directional flash², we obtain the reconstructed OLAT image \hat{I}_{ij}^{uv} using the efficient shading technique under directional illumination presented in Equation (3):

$$\hat{I}_{ij}^{uv} = E \cdot \left(\frac{C}{\pi} \cdot \langle \mathbf{l}_j^{uv}, \mathbf{n}^{uv} \rangle + \sum_{k=1}^{k_{bp}} W_k \cdot f_k \cdot \langle \mathbf{h}_{ij}^{uv}, \mathbf{n}^{uv} \rangle^{p_k} \right) \quad (10)$$

Here, \mathbf{h}_{ij}^{uv} is the half vector UV map obtained by \mathbf{l}_j^{uv} and \mathbf{v}_i^{uv} . We optimize the diffuse color map C and linear com-

¹We obtained shadow mask via ray tracing.

²There is an inevitably global scale between the reflectance parameters estimated by the inverse rendering method and the ground truth, if lighting unknown. See more theoretical analysis in [45].

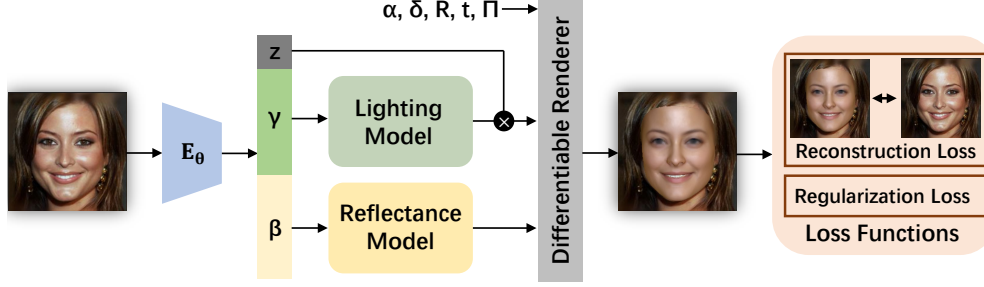


Figure 3. Model finetuning pipeline overview. Given a single input face image, we apply an encoder E_θ to estimate its lighting scale z , lighting coefficients γ , and reflectance coefficients β . Combined with the precompute geometry parameters α , δ , \mathbf{R} , \mathbf{t} , and Π , we can obtain the reconstructed face image via a differentiable renderer to compute self-supervised loss and jointly update E_θ and our reflectance model.

bination weights map W with loss:

$$\arg \min_{C, W} \mathcal{L}_{recon} + w_{reg} \mathcal{L}_{reg} \quad (11)$$

\mathcal{L}_{recon} is the weighted L1 reconstruction loss:

$$\mathcal{L}_{recon} = \sum_{i,j} \langle \mathbf{I}_j^{uv}, \mathbf{n}^{uv} \rangle \cdot \|M_{ij}^{uv} \cdot (\hat{I}_{ij}^{uv} - I_{ij}^{uv})\|_1, \quad (12)$$

\mathcal{L}_{reg} is designed to restrict the reflectance parameters to be non-negative:

$$\mathcal{L}_{reg} = -M_C \cdot C - M_W \cdot W \quad (13)$$

Here, M_C and M_W are the masks that indicate negative values in C and W , respectively. During parameter estimation, we randomly horizontal flip C and W to introduce symmetric constraints [66] to the reflectance parameter map.

Compared to the traditional way that uses specular intensity and exponents to parameterize the Blinn-Phong BRDF, our linear representation is much easier for parameter estimation in practice.

Model Learning With the estimated reflectance parameter maps for each identity, we can build our initial morphable face reflectance model. Similar to AlbedoMM [50], we learn a PCA model only for the diffuse albedo. Then, we transfer it to the specular weights by using the same linear combination of the training samples to form the bases. Thus, we can use the same coefficients β for the diffuse and specular reflectance parameters as Equation (1) while keeping the orthonormality of the diffuse bases so that the user can use our diffuse model independently.

3.3. Model Finetuning

To improve the generalization capability and expressive power of our initial morphable face reflectance model, we finetune it on an in-the-wild face image dataset, FFHQ [29], by jointly doing face reconstruction and model updating.

Dataset Preprocessing Before model finetuning, we use an off-the-shelf [14] method to estimate the BFM09 geometry coefficients and head pose for each image in the dataset. To further improve the geometry reconstruction accuracy, we apply an offline optimization using the same loss functions as [14]. Finally, we obtain the shape coefficients α , expression coefficients δ^3 , and head pose \mathbf{R} , \mathbf{t} for each image. Similar to [14], we use the perspective camera model with a reasonable predefined focal length to represent the 3D-2D projection Π .

Network Architecture As illustrated in Figure 3, given a single face image I as input, our face reconstruction network $E_\theta(\cdot)$ predicts the reflectance model coefficients β and the SH lighting. Combined with the geometry parameters α , δ , head pose \mathbf{R} , \mathbf{t} , and the projection Π , we can obtain the reconstructed image \hat{I} via a differentiable rasterizer [34,46] using the efficient shading technique presented in Equation (8) and (9).

To update the high-frequency information in our non-Lambertian reflectance representation, we need to predict high-order SH lighting [45]. We adopt 8-order SH lighting with 273 parameters in our method as [17,36]. However, if handled naively, the network cannot predict reasonable SH lighting due to the large searching space of high-order SH coefficients, as shown in Figure 5. To constrain the searching space, we build a PCA model for the real-world environmental lighting in SH coefficient space inspired by [18]. Specifically, we utilize a real-world HDRI environment map dataset [64] and apply rotation augmentation to it. For each environment map, we compute its SH coefficients up to the 8-th order. We then divide them by the 0-th order coefficient for normalization. Note that each color channel is normalized independently. Next, we learn a PCA model for these normalized SH coefficients. We use the first N_L bases for lighting prediction.

During finetuning, together with the reflectance model

³The expression bases are adapted from FaceWarehouse [8] since BFM09 does not model expression. See more details in [14].

coefficients β , our network predicts $\gamma \in \mathbb{R}^{N_L}$ as the lighting PCA model coefficients and $z \in \mathbb{R}^3$ to represent the scale of 0-th order SH coefficient for each color channel. From this, we first use γ to recover the SH coefficients from the PCA lighting model and then apply the predicted scale z to them. We adopt the ResNet-50 [26] architecture as the reconstruction network $E_\theta(\cdot)$ and modify the last fully-connected layer to $N_R + N_L + 3$ neurons. We adopt the Softplus activation for z to ensure a non-negative prediction and linear activation for β and γ .

Loss Function In model finetuning, the learnable parameters are the morphable model parameters, including the mean \bar{R} and bases M_R , and face reconstruction network parameters θ . We optimize them with the combination of a reconstruction loss \mathcal{L}_{rec} and a regularization loss \mathcal{L}_{reg} :

$$\arg \min_{\bar{R}, M_R, \theta} \mathcal{L}_{rec} + \mathcal{L}_{reg} \quad (14)$$

\mathcal{L}_{rec} is the combination of a L1 term \mathcal{L}_{l1} and a perceptual term \mathcal{L}_{per} ; see more details in our *Supplementary Material*. In our regularization loss \mathcal{L}_{reg} , we design \mathcal{L}_{upd} to constrain the updating of our morphable reflectance model:

$$\mathcal{L}_{upd} = \|\bar{R} - \bar{R}_0\|_1 + \|M_R - M_{R_0}\|_1 \quad (15)$$

In addition, we adopt \mathcal{L}_{light} to encourage monochromatic environment lighting as [12] to resolve the color ambiguity between albedo and lighting and \mathcal{L}_{coef} to constrain the predicted PCA coefficients β and γ ; see more details in our *Supplementary Material*.

4. Experiments

4.1. Implementation Details

Initial Model Learning For reflectance parameter estimation, we set $w_{reg}=100$ and adopt Adam [31] optimizer to minimize the loss function, with learning rate $5e-3$. We use 3 Blinn-Phong BRDFs with specular exponents 1, 8, and 64 in our method, *i.e.* $k_{bp}=3$. Thus, there are 6 reflectance parameters for each face vertex. We use the first 80 PCA bases in our initial model, *i.e.* $N_R=80$.

Model Finetuning For the lighting PCA model, we also use the first 80 PCA bases, *i.e.* $N_L=80$. The weights for $\mathcal{L}_{l1}, \mathcal{L}_{per}, \mathcal{L}_{coef}, \mathcal{L}_{upd}, \mathcal{L}_{light}$ are set to 2, 0.1, 0.001, 10, 10, respectively. We finetune our model on the FFHQ dataset [30], with 70000 high-fidelity single-view face images, and crop them to 224×224 when input to our reconstruction network E_θ . We first pretrain E_θ using $\mathcal{L}_{l1}, \mathcal{L}_{per}, \mathcal{L}_{coef}$ for 20 epochs to ensure it can output reasonable reflectance and lighting coefficients prediction, with learning rate $1e-4$. Then, we use the full loss function to

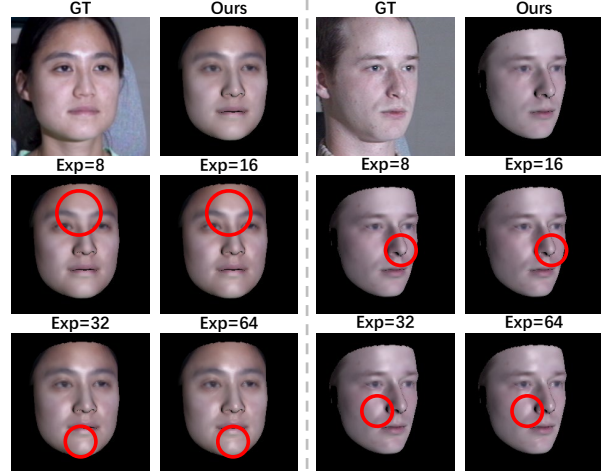


Figure 4. Qualitative comparison of face rendering results on the Multi-PIE dataset between our spatially varying reflectance representation and previous works with a global specular exponent. Here, *Exp* stands for the specular exponent in the Blinn-Phong BRDF. A large global exponent (*e.g.* 32, 64) leads to over-shininess artifacts around the cheek and chin, while a small one (*e.g.* 8, 16) cannot represent specularities appear in the forehead and tip of the nose. Our representation can well model the spatially varying specular intensity and shininess on the face.

Table 1. Quantitative comparison of face rendering results on the Multi-PIE dataset between our method and previous works with a global specular exponent.

	LPIPS ↓	SSIM ↑	PSNR ↑
Exp=8	0.097	0.937	24.56
Exp=16	0.098	0.936	24.54
Exp=32	0.097	0.937	24.72
Exp=64	0.096	0.937	24.82
Ours	0.083	0.942	25.00

simultaneously update the parameters of E_θ and our morphable face reflectance model for 2 epochs, with learning rate $1e-5$. We adopt Adam optimizer [31].

4.2. Evaluations

Reflectance Parameter Estimation In our reflectance representation, we use the linear combination of 3 Blinn-Phong BRDFs with specular exponents 1, 8, and 64 as the specular term. In Figure 4, we compare the face rendering results between our reflectance representation and previous works [15–17] with spatially varying specular albedo and a global specular exponent. As discussed in Section 3.1, we implement the reflectance representation of previous work by setting $k_{bp}=1$, and use the same inverse rendering pipeline described in Section 3.2. The results illustrate that our representation obtains more realistic rendering results than the previous work. For example, the specular shininess is more significant at the tip of nose while vanishing around the cheek; previous works with global specular

Table 2. Photometric face reconstruction comparison between our method and competitors on 1000 images randomly sampled from the CelebA-HQ dataset.

	LPIPS ↓	SSIM ↑	PSNR ↑
BFM09	0.114	0.893	23.51
AlbedoMM	0.116	0.901	23.69
Ours	0.110	0.896	24.21
Ours w/o finetune	0.1256	0.886	23.26




Figure 5. Qualitative ablation study of model finetuning and the use of our lighting PCA model.

exponent cannot capture this phenomenon. With the spatially varying linear combination weights of different Blinn-Phong BRDFs, our method can naturally represent spatially varying specular intensity and shininess. In Table 1, we report the SSIM [63], PSNR, and LPIPS [69] scores in the face region to quantitatively measure the discrepancy between the re-rendered face and the ground truth. Again, our method achieves better results than the global exponent counterpart.

Model Visualization We visualize the first 3 principal components of our morphable model in Figure 1, including the diffuse albedo, and the weights for Blinn-Phong BRDF with specular exponents 1, 8, and 64, from left to right; we multiply the weights by 3 for better visualization. It shows that our model learns to assign a large specular shininess to the tip of the nose while a small value to the cheek. See more visualizations in our *Supplementary Material*.

Ablation Study As shown in Figure 5 and Table 2, the proposed finetuning strategy can improve the generalization capability and expressive power of our initial morphable face reflectance model, leading to better face reconstruction quality, especially around mouth and eyes. We then verify the effectiveness of our lighting PCA model. As illustrated in Figure 5, directly predicts 273 coefficients of the 8-order SH (w/o Light PCA) leads to unreasonable results; our lighting PCA model obtains better lighting predictions by constraining the searching space of the SH coefficients.

4.3. Comparisons

Baselines We compare our method with BFM09 [43] and AlbedoMM [50]. BFM09 is a diffuse-only model built from




Figure 6. Qualitative comparison of face reconstruction and shading contributions between our method and AlbedoMM.

3D scans; AlbedoMM is a morphable model for diffuse and specular albedo built from Light Stage data. To ensure a fair comparison, we use the same CNN-based framework (see Section 3.3) to implement the competitors. We train the reconstruction network for them on the FFHQ dataset, but we do not update their morphable model parameters. As we only focus on appearance, the reconstruction network only predicts reflectance coefficients and lighting parameters and uses fixed precomputed geometry during training. For BFM09, we adopt the same geometry parameters as ours. For AlbedoMM, we use the same steps as mentioned in Section 3.3 to obtain its geometry parameters. Akin to [50], we adopt the Blinn-Phong BRDF for AlbedoMM and set the global shininess to 20.

Face Reconstruction We evaluate our method and the competitors on the CelebA-HQ [28] dataset. As illustrated in Table 2, our method obtains better photometric face reconstruction quantitative scores than the competitors since we finetune it on an in-the-wild dataset to improve its generalization capability and expressive power while the competitors are built from a limited number of scans. As shown in Figure 6, our method can reconstruct the input image well; compared to AlbedoMM trained from Light Stage scans, our method trained from low-cost data can also disentangle the diffuse and specular shading in a plausible way.

Face Relighting We evaluate the relighting performance of our method and the competitors on the Multi-PIE dataset [25]. Specifically, given an input image, we first obtain its geometry parameters as described in Section 3.2 and




Figure 7. Qualitative comparison of face relighting results under point light source between our method and the competitors.

reconstruct its reflectance parameters using our CNN-based face reconstruction network (columns 1 and 3 in Figure 7). Then, we re-render the image under a new point light source and compare it to the corresponding OLAT image with exactly the same light position obtained from the preprocessed Multi-PIE dataset in Section 3.2 (columns 2 and 4 in Figure 7). Since we do not have the ground truth light color and intensity information of the Multi-PIE dataset, we render our method and the competitors using the same white point light source for a fair comparison; *please ignore the color difference and only focus on the distribution of facial specularities in Figure 7*. Compared to BFM09, our method successfully render plausible facial specularities since we adopt a non-Lambertian reflectance representation. Compared to AlbedoMM, our method achieves more realistic results especially around the tip of the nose since we can model both spatially varying specular intensity and shininess. See the video comparisons on our [project page](#) for a better demonstration.

Reflectance Reconstruction Although our goal is not to model physically-accurate reflectance parameters, we compare our method with AlbedoMM on 23 Light Stage scans with ground truth diffuse and specular albedo captured under neutral expression from the 3D-RFE database [51]. We adopt the sum of 3 linear combination weights in our reflectance representation as the specular albedo; this quantity shares the same meaning as the specular albedo, *i.e.* the specular shading under a spatially-uniform environment lighting with unit radiance. As shown in Figure 8, our method can reconstruct plausible reflectance maps. How-

Table 3. Quantitative diffuse and specular albedo reconstruction results on 23 Light Stage scans from the 3D-RFE dataset (PSNR \uparrow).

	Diffuse Albedo	Specular Albedo
AlbedoMM	19.31	26.51
Ours	20.13	19.14




Figure 8. Qualitative comparison of diffuse and specular albedo reconstruction on the 3D-RFE dataset.

ever, as shown in Table 3, our method obtains inferior quantitative results than AlbedoMM on specular albedo reconstruction. We attribute this to two reasons: *i)* AlbedoMM uses the 3D-RFE database to build their model [50] while our method has never seen these scans, and *ii)* our method is built from low-cost data without lighting information, so there exists a global scale between our reflectance parameters and the ground truth although we try to mitigate it by setting a reasonable lighting color in Section 3.2.

5. Conclusion

We propose the first 3D morphable face reflectance model with spatially varying BRDF, using only low-cost publicly-available data. To represent spatially varying reflectance, we apply linear shininess weighting into parametric face modeling. We develop an inverse rendering algorithm to reconstruct the reflectance parameters from the Multi-PIE dataset, from which we build an initial model. We propose a strategy that jointly learns the face reconstruction network and updates the morphable model parameters on the FFHQ dataset to improve its generalization capability and expressive power. Our method obtains decent rendering results with plausible facial specularities. We discuss the limitations of our method in the *Supplementary Material*.

Acknowledgement

This work was supported by the National Key R&D Program of China (2018YFA0704000), Beijing Natural Science Foundation (M22024), the NSFC (No.62021002), and the Key Research and Development Project of Tibet Autonomous Region (XZ202101ZY0019G). This work was also supported by THUIBCS, Tsinghua University, and BLBCI, Beijing Municipal Education Commission. We thank the anonymous reviewers for their constructive suggestions. Feng Xu is the corresponding author.

References

- [1] Tomas Akenine-Moller, Eric Haines, and Naty Hoffman. *Real-time rendering*. AK Peters/crc Press, 2019. 4
- [2] Dejan Azinović, Olivier Maury, Christophe Hery, Mathias Niessner, and Justus Thies. High-res facial appearance capture from polarized smartphone images. *ArXiv*, abs/2212.01160, 2022. 3
- [3] Ziqian Bai, Zhaopeng Cui, Xiaoming Liu, and Ping Tan. Riggable 3d face reconstruction via in-network optimization. In *Proceedings of the IEEE/CVF Conference on Computer Vision and Pattern Recognition*, pages 6216–6225, 2021. 1
- [4] Volker Blanz and Thomas Vetter. A morphable model for the synthesis of 3d faces. In *Proceedings of the 26th annual conference on Computer graphics and interactive techniques*, pages 187–194, 1999. 1, 2
- [5] James F Blinn. Models of light reflection for computer synthesized pictures. In *Proceedings of the 4th annual conference on Computer graphics and interactive techniques*, pages 192–198, 1977. 1, 2, 3
- [6] James Booth, Anastasios Roussos, Stefanos Zafeiriou, Allan Ponniah, and David J. Dunaway. A 3d morphable model learnt from 10,000 faces. *2016 IEEE Conference on Computer Vision and Pattern Recognition (CVPR)*, pages 5543–5552, 2016. 2
- [7] Chen Cao, Yanlin Weng, Stephen Lin, and Kun Zhou. 3d shape regression for real-time facial animation. *ACM Transactions on Graphics (TOG)*, 32(4):1–10, 2013. 1
- [8] Chen Cao, Yanlin Weng, Shun Zhou, Y. Tong, and Kun Zhou. Facewarehouse: A 3d facial expression database for visual computing. *IEEE Transactions on Visualization and Computer Graphics*, 20:413–425, 2014. 2, 5
- [9] Bindita Chaudhuri, Noranart Vesdapunt, Linda Shapiro, and Baoyuan Wang. Personalized face modeling for improved face reconstruction and motion retargeting. In *European Conference on Computer Vision*, pages 142–160. Springer, 2020. 1
- [10] Hang Dai, Nick E. Pears, William Smith, and Christian Duncan. A 3d morphable model of craniofacial shape and texture variation. *2017 IEEE International Conference on Computer Vision (ICCV)*, pages 3104–3112, 2017. 2
- [11] Paul Debevec, Tim Hawkins, Chris Tchou, Haarm-Pieter Duiker, Westley Sarokin, and Mark Sagar. Acquiring the reflectance field of a human face. In *Proceedings of the 27th annual conference on Computer graphics and interactive techniques*, pages 145–156, 2000. 1, 3
- [12] Yu Deng. Deep3dfacereconstruction, 2019. <https://github.com/microsoft/Deep3DFaceReconstruction>. 6
- [13] Yu Deng, Jiaolong Yang, Dong Chen, Fang Wen, and Xin Tong. Disentangled and controllable face image generation via 3d imitative-contrastive learning. In *Proceedings of the IEEE/CVF conference on computer vision and pattern recognition*, pages 5154–5163, 2020. 1
- [14] Yu Deng, Jiaolong Yang, Sicheng Xu, Dong Chen, Yunde Jia, and Xin Tong. Accurate 3d face reconstruction with weakly-supervised learning: From single image to image set. In *Proceedings of the IEEE/CVF Conference on Computer Vision and Pattern Recognition Workshops*, pages 0–0, 2019. 1, 5
- [15] Abdallah Dib, Junghyun Ahn, Cedric Thebault, Philippe-Henri Gosselin, and Louis Chevallier. S2f2: Self-supervised high fidelity face reconstruction from monocular image. *arXiv preprint arXiv:2203.07732*, 2022. 1, 4, 6
- [16] Abdallah Dib, Gaurav Bharaj, Junghyun Ahn, Cédric Thébault, Philippe Gosselin, Marco Romeo, and Louis Chevallier. Practical face reconstruction via differentiable ray tracing. In *Computer Graphics Forum*, volume 40, pages 153–164. Wiley Online Library, 2021. 1, 4, 6
- [17] Abdallah Dib, Cédric Thébault, Junghyun Ahn, Philippe-Henri Gosselin, Christian Theobalt, and Louis Chevallier. Towards high fidelity monocular face reconstruction with rich reflectance using self-supervised learning and ray tracing. In *Proceedings of the IEEE/CVF International Conference on Computer Vision*, pages 12819–12829, 2021. 1, 4, 5, 6
- [18] Bernhard Egger, Sandro Schönborn, Andreas Schneider, Adam Kortylewski, Andreas Morel-Forster, Clemens Blumer, and Thomas Vetter. Occlusion-aware 3d morphable models and an illumination prior for face image analysis. *International Journal of Computer Vision*, 126(12):1269–1287, 2018. 5
- [19] Bernhard Egger, William AP Smith, Ayush Tewari, Stefanie Wuhler, Michael Zollhoefer, Thabo Beeler, Florian Bernard, Timo Bolkart, Adam Kortylewski, Sami Romdhani, et al. 3d morphable face models—past, present, and future. *ACM Transactions on Graphics (TOG)*, 39(5):1–38, 2020. 1, 2
- [20] Yao Feng, Haiwen Feng, Michael J Black, and Timo Bolkart. Learning an animatable detailed 3d face model from in-the-wild images. *ACM Transactions on Graphics (ToG)*, 40(4):1–13, 2021. 1
- [21] Pablo Garrido, Michael Zollhöfer, Dan Casas, Levi Valgaerts, Kiran Varanasi, Patrick Pérez, and Christian Theobalt. Reconstruction of personalized 3d face rigs from monocular video. *ACM Transactions on Graphics (TOG)*, 35(3):1–15, 2016. 1
- [22] Kyle Genova, Forrester Cole, Aaron Maschinot, Aaron Sarna, Daniel Vlasic, and William T Freeman. Unsupervised training for 3d morphable model regression. In *Proceedings of the IEEE Conference on Computer Vision and Pattern Recognition*, pages 8377–8386, 2018. 1
- [23] Thomas Gerig, Andreas Morel-Forster, Clemens Blumer, Bernhard Egger, Marcel Luthi, Sandro Schönborn, and Thomas Vetter. Morphable face models-an open framework. In *2018 13th IEEE International Conference on Automatic Face & Gesture Recognition (FG 2018)*, pages 75–82. IEEE, 2018. 3
- [24] Abhijeet Ghosh, Graham Fyffe, Borom Tunwattanapong, Jay Busch, Xueming Yu, and Paul Debevec. Multiview face capture using polarized spherical gradient illumination. In *Proceedings of the 2011 SIGGRAPH Asia Conference*, pages 1–10, 2011. 1, 2, 3
- [25] Ralph Gross, Iain Matthews, Jeffrey Cohn, Takeo Kanade, and Simon Baker. Multi-pie. *Image and vision computing*, 28(5):807–813, 2010. 2, 4, 7

- [26] Kaiming He, X. Zhang, Shaoqing Ren, and Jian Sun. Deep residual learning for image recognition. *2016 IEEE Conference on Computer Vision and Pattern Recognition (CVPR)*, pages 770–778, 2016. 6
- [27] James T Kajiya. The rendering equation. In *Proceedings of the 13th annual conference on Computer graphics and interactive techniques*, pages 143–150, 1986. 3, 4
- [28] Tero Karras, Timo Aila, Samuli Laine, and Jaakko Lehtinen. Progressive growing of gans for improved quality, stability, and variation. *ArXiv*, abs/1710.10196, 2018. 7
- [29] Tero Karras, Samuli Laine, and Timo Aila. A style-based generator architecture for generative adversarial networks. *2019 IEEE/CVF Conference on Computer Vision and Pattern Recognition (CVPR)*, pages 4396–4405, 2019. 2, 5
- [30] Tero Karras, Samuli Laine, Miika Aittala, Janne Hellsten, Jaakko Lehtinen, and Timo Aila. Analyzing and improving the image quality of stylegan. In *Proceedings of the IEEE/CVF conference on computer vision and pattern recognition*, pages 8110–8119, 2020. 6
- [31] Diederik P. Kingma and Jimmy Ba. Adam: A method for stochastic optimization. *CoRR*, abs/1412.6980, 2015. 6
- [32] Oliver Klehm, Fabrice Rousselle, Marios Papas, Derek Bradley, Christophe Hery, B. Bickel, Wojciech Jarosz, and Thabo Beeler. Recent advances in facial appearance capture. *Computer Graphics Forum*, 34, 2015. 3
- [33] Ritwik K. Kumar, Michael J. Jones, and Tim K. Marks. Morphable reflectance fields for enhancing face recognition. *2010 IEEE Computer Society Conference on Computer Vision and Pattern Recognition*, pages 2606–2613, 2010. 3
- [34] Samuli Laine, Janne Hellsten, Tero Karras, Yeongho Seol, Jaakko Lehtinen, and Timo Aila. Modular primitives for high-performance differentiable rendering. *ACM Transactions on Graphics (TOG)*, 39:1 – 14, 2020. 5
- [35] Alexandros Lattas, Stylianos Moschoglou, Baris Gecer, Stylianos Ploumpis, Vasileios Triantafyllou, Abhijeet Ghosh, and Stefanos Zafeiriou. Avatarme: Realistically renderable 3d facial reconstruction “in-the-wild”. *2020 IEEE/CVF Conference on Computer Vision and Pattern Recognition (CVPR)*, pages 757–766, 2020. 3
- [36] Chen Li, Kun Zhou, and Stephen Lin. Intrinsic face image decomposition with human face priors. In *European Conference on Computer Vision*, 2014. 5
- [37] Ruilong Li, Kalle Bladin, Yajie Zhao, Chinmay Chinara, Owen Ingraham, Pengda Xiang, Xinglei Ren, Pratusha Bhuvana Prasad, Bipin Kishore, Jun Xing, and Hao Li. Learning formation of physically-based face attributes. *2020 IEEE/CVF Conference on Computer Vision and Pattern Recognition (CVPR)*, pages 3407–3416, 2020. 1, 2, 3
- [38] Tianye Li, Timo Bolkart, Michael J Black, Hao Li, and Javier Romero. Learning a model of facial shape and expression from 4d scans. *ACM Trans. Graph.*, 36(6):194–1, 2017. 2
- [39] Wan-Chun Ma, Tim Hawkins, Pieter Peers, Charles-Felix Chabert, Malte Weiss, Paul E Debevec, et al. Rapid acquisition of specular and diffuse normal maps from polarized spherical gradient illumination. *Rendering Techniques*, 2007(9):10, 2007. 1, 2, 3
- [40] R. MallikarjunB., Ayush Tewari, Tae-Hyun Oh, Tim Weyrich, B. Bickel, Hans-Peter Seidel, Hanspeter Pfister, Wojciech Matusik, Mohamed A. Elgharib, and Christian Theobalt. Monocular reconstruction of neural face reflectance fields. *2021 IEEE/CVF Conference on Computer Vision and Pattern Recognition (CVPR)*, pages 4789–4798, 2021. 3
- [41] Wojciech Matusik. *A data-driven reflectance model*. PhD thesis, Massachusetts Institute of Technology, 2003. 2
- [42] Rohit Pandey, Sergio Orts Escolano, Chloe Legendre, Christian Haene, Sofien Bouaziz, Christoph Rhemann, Paul Debevec, and Sean Fanello. Total relighting: learning to relight portraits for background replacement. *ACM Transactions on Graphics (TOG)*, 40(4):1–21, 2021. 2
- [43] Pascal Paysan, Reinhard Knothe, Brian Amberg, Sami Romdhani, and Thomas Vetter. A 3d face model for pose and illumination invariant face recognition. *2009 Sixth IEEE International Conference on Advanced Video and Signal Based Surveillance*, pages 296–301, 2009. 2, 3, 7
- [44] Ravi Ramamoorthi and Pat Hanrahan. An efficient representation for irradiance environment maps. In *Proceedings of the 28th annual conference on Computer graphics and interactive techniques*, pages 497–500, 2001. 2
- [45] Ravi Ramamoorthi and Pat Hanrahan. A signal-processing framework for inverse rendering. In *Proceedings of the 28th annual conference on Computer graphics and interactive techniques*, pages 117–128, 2001. 2, 4, 5
- [46] Nikhila Ravi, Jeremy Reizenstein, David Novotný, Taylor Gordon, Wan-Yen Lo, Justin Johnson, and Georgia Gkioxari. Accelerating 3d deep learning with pytorch3d. *SIGGRAPH Asia 2020 Courses*, 2020. 5
- [47] Jérémy Riviere, Paulo F. U. Gotardo, Derek Bradley, Abhijeet Ghosh, and Thabo Beeler. Single-shot high-quality facial geometry and skin appearance capture. *ACM Transactions on Graphics (TOG)*, 39:81:1 – 81:12, 2020. 3
- [48] Soumyadip Sengupta, Brian Curless, Ira Kemelmacher-Shlizerman, and Steven M. Seitz. A light stage on every desk. *2021 IEEE/CVF International Conference on Computer Vision (ICCV)*, pages 2400–2409, 2021. 3
- [49] Artem Sevastopolsky, SA Ignatiev, Gonzalo Ferrer, Evgeny Burnaev, and Victor S. Lempitsky. Relightable 3d head portraits from a smartphone video. *ArXiv*, abs/2012.09963, 2020. 3
- [50] William AP Smith, Alassane Seck, Hannah Dee, Bernard Tiddeman, Joshua B Tenenbaum, and Bernhard Egger. A morphable face albedo model. In *Proceedings of the IEEE/CVF Conference on Computer Vision and Pattern Recognition*, pages 5011–5020, 2020. 1, 2, 3, 5, 7, 8
- [51] Giota Stratou, Abhijeet Ghosh, Paul E. Debevec, and Louis-Philippe Morency. Effect of illumination on automatic expression recognition: A novel 3d relightable facial database. *Face and Gesture 2011*, pages 611–618, 2011. 2, 3, 8
- [52] Ayush Tewari, Florian Bernard, Pablo Garrido, Gaurav Bharaj, Mohamed Elgharib, Hans-Peter Seidel, Patrick Pérez, Michael Zollhofer, and Christian Theobalt. Fml: Face model learning from videos. In *Proceedings of the IEEE/CVF Conference on Computer Vision and Pattern Recognition*, pages 10812–10822, 2019. 1, 2, 3

- [53] Ayush Tewari, Mohamed Elgharib, Gaurav Bharaj, Florian Bernard, Hans-Peter Seidel, Patrick Pérez, Michael Zollhofer, and Christian Theobalt. Stylerig: Rigging stylegan for 3d control over portrait images. In *Proceedings of the IEEE/CVF Conference on Computer Vision and Pattern Recognition*, pages 6142–6151, 2020. 1
- [54] Ayush Tewari, Hans-Peter Seidel, Mohamed Elgharib, Christian Theobalt, et al. Learning complete 3d morphable face models from images and videos. In *Proceedings of the IEEE/CVF Conference on Computer Vision and Pattern Recognition*, pages 3361–3371, 2021. 1, 2, 3
- [55] Ayush Tewari, Michael Zollhöfer, Pablo Garrido, Florian Bernard, Hyeonwoo Kim, Patrick Pérez, and Christian Theobalt. Self-supervised multi-level face model learning for monocular reconstruction at over 250 Hz. In *Proceedings of the IEEE conference on computer vision and pattern recognition*, pages 2549–2559, 2018. 1, 2
- [56] Ayush Tewari, Michael Zollhofer, Hyeonwoo Kim, Pablo Garrido, Florian Bernard, Patrick Perez, and Christian Theobalt. Mofa: Model-based deep convolutional face autoencoder for unsupervised monocular reconstruction. In *Proceedings of the IEEE International Conference on Computer Vision Workshops*, pages 1274–1283, 2017. 1
- [57] Justus Thies, Mohamed Elgharib, Ayush Tewari, Christian Theobalt, and Matthias Nießner. Neural voice puppetry: Audio-driven facial reenactment. In *European conference on computer vision*, pages 716–731. Springer, 2020. 1
- [58] Justus Thies, Michael Zollhofer, Marc Stamminger, Christian Theobalt, and Matthias Nießner. Face2face: Real-time face capture and reenactment of rgb videos. In *Proceedings of the IEEE conference on computer vision and pattern recognition*, pages 2387–2395, 2016. 1
- [59] Kenneth E Torrance and Ephraim M Sparrow. Theory for off-specular reflection from roughened surfaces. *Josa*, 57(9):1105–1114, 1967. 1
- [60] Luan Tran, Feng Liu, and Xiaoming Liu. Towards high-fidelity nonlinear 3d face morphable model. In *Proceedings of the IEEE/CVF Conference on Computer Vision and Pattern Recognition*, pages 1126–1135, 2019. 2, 3
- [61] Luan Tran and Xiaoming Liu. Nonlinear 3d face morphable model. In *Proceedings of the IEEE conference on computer vision and pattern recognition*, pages 7346–7355, 2018. 2, 3
- [62] Yifan Wang, Aleksander Holynski, Xiuming Zhang, and Xuaner Cecilia Zhang. Sunstage: Portrait reconstruction and relighting using the sun as a light stage. *ArXiv*, abs/2204.03648, 2022. 3
- [63] Zhou Wang, Alan Conrad Bovik, Hamid R. Sheikh, and Eero P. Simoncelli. Image quality assessment: from error visibility to structural similarity. *IEEE Transactions on Image Processing*, 13:600–612, 2004. 7
- [64] Zhibo Wang, Xin Yu, Ming Lu, Quan Wang, Chen Qian, and Feng Xu. Single image portrait relighting via explicit multiple reflectance channel modeling. *ACM Transactions on Graphics (TOG)*, 39:1 – 13, 2020. 5
- [65] Tim Weyrich, Wojciech Matusik, Hanspeter Pfister, Bernd Bickel, Craig Donner, Chien Tu, Janet McAndless, Jinho Lee, Addy Ngan, Henrik Wann Jensen, et al. Analysis of human faces using a measurement-based skin reflectance model. *ACM Transactions on Graphics (ToG)*, 25(3):1013–1024, 2006. 1, 3
- [66] Shangzhe Wu, Christian Rupprecht, and Andrea Vedaldi. Unsupervised learning of probably symmetric deformable 3d objects from images in the wild. In *CVPR*, 2020. 5
- [67] Shugo Yamaguchi, Shunsuke Saito, Koki Nagano, Yajie Zhao, Weikai Chen, Kyle Olszewski, Shigeo Morishima, and Hao Li. High-fidelity facial reflectance and geometry inference from an unconstrained image. *ACM Transactions on Graphics (TOG)*, 37:1 – 14, 2018. 3
- [68] Haotian Yang, Hao Zhu, Yanru Wang, Mingkai Huang, Qiu Shen, Ruigang Yang, and Xun Cao. Facescape: a large-scale high quality 3d face dataset and detailed riggable 3d face prediction. In *Proceedings of the IEEE/CVF conference on computer vision and pattern recognition*, pages 601–610, 2020. 1
- [69] Richard Zhang, Phillip Isola, Alexei A. Efros, Eli Shechtman, and Oliver Wang. The unreasonable effectiveness of deep features as a perceptual metric. *2018 IEEE/CVF Conference on Computer Vision and Pattern Recognition*, pages 586–595, 2018. 7
- [70] Yufeng Zheng, Victoria Fernández Abrevaya, Marcel C Bühler, Xu Chen, Michael J Black, and Otmar Hilliges. Im avatar: Implicit morphable head avatars from videos. In *Proceedings of the IEEE/CVF Conference on Computer Vision and Pattern Recognition*, pages 13545–13555, 2022. 1