

What Makes Training Multi-modal Classification Networks Hard?

Weiyao Wang, Du Tran, Matt Feiszli

Facebook AI

{weiyaoawang, trand, mdf}@fb.com

Abstract

Consider end-to-end training of a multi-modal vs. a uni-modal network on a task with multiple input modalities: the multi-modal network receives more information, so it should match or outperform its uni-modal counterpart. In our experiments, however, we observe the opposite: the best uni-modal network often outperforms the multi-modal network. This observation is consistent across different combinations of modalities and on different tasks and benchmarks for video classification.

This paper identifies two main causes for this performance drop: first, multi-modal networks are often prone to overfitting due to their increased capacity. Second, different modalities overfit and generalize at different rates, so training them jointly with a single optimization strategy is sub-optimal. We address these two problems with a technique we call Gradient-Blending, which computes an optimal blending of modalities based on their overfitting behaviors. We demonstrate that Gradient Blending outperforms widely-used baselines for avoiding overfitting and achieves state-of-the-art accuracy on various tasks including human action recognition, ego-centric action recognition, and acoustic event detection.

1. Introduction

Consider a late-fusion multi-modal network, trained end-to-end to solve a task. Uni-modal solutions are a strict subset of the solutions available to the multi-modal network; a well-optimized multi-modal model should, in theory, always outperform the best uni-modal model. However, we show here that current techniques do not always achieve this. In fact, what we observe is contrary to common sense: the best uni-modal model often outperforms the joint model, across different modalities (Table 1) and datasets (details in section 3). Anecdotal, the performance drop with multiple input streams appears to be common and was noted in [24, 3, 38, 44]. This (surprising) phenomenon warrants investigation and solution.

Upon inspection, the problem appears to be overfitting:

Dataset	Multi-modal	V@1	Best Uni	V@1	Drop
Kinetics	A + RGB	71.4	RGB	72.6	-1.2
	RGB + OF	71.3	RGB	72.6	-1.3
	A + OF	58.3	OF	62.1	-3.8
	A + RGB + OF	70.0	RGB	72.6	-2.6

Table 1: **Uni-modal networks consistently outperform multi-modal networks.** Best uni-modal networks vs late fusion multi-modal networks on Kinetics using video top-1 validation accuracy. Single stream modalities include video clips (RGB), Optical Flow (OF), and Audio (A). Multi-modal networks use the same architectures as uni-modal, with late fusion by concatenation at the last layer before prediction.

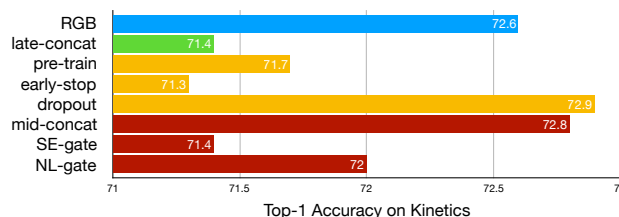


Figure 1: **Standard regularizers do not provide a good improvement over the best Uni-modal network.** Best uni-modal network (RGB) vs standard approaches on a multi-modal network (RGB+Audio) on Kinetics. Various methods to avoid overfitting (orange: Pre-training, Early-stopping, and Dropout) do not solve the issue. Different fusion architectures (red: Mid-concatenation fusion, SE-gate, and NL-gate) also do not help. Dropout and Mid-concatenation fusion approaches provide small improvements (+0.3% and +0.2%), while other methods degrade accuracy.

multi-modal networks have higher train accuracy and lower validation accuracy. Late fusion audio-visual (A+RGB) network has nearly two times the parameters of a visual network, and one may suspect that the overfitting is caused by the increased number of parameters.

There are two ways to approach this problem. First, one can consider solutions such as dropout [43], pre-training, or early stopping to reduce overfitting. On the other hand, one may speculate that this is an architectural deficiency. We experiment with mid-level fusion by concatenation [37] and fusion by gating [31], trying both Squeeze-and-Excitation (SE) [26] gates and Non-Local (NL) [50] gates.

Remarkably, none of these provide an effective solu-

tion. For each method, we record the best audio-visual results on Kinetics in Figure 1. Pre-training fails to offer improvements, and early stopping tends to under-fit the RGB stream. Mid-concat and dropout provide only modest improvements over RGB model. We note that dropout and mid-concat (with 37% fewer parameters compared to late-concat) make 1.5% and 1.4% improvements over late-concat, confirming the overfitting problem with late-concat. We refer to supplementary materials for details.

How do we reconcile these experiments with previous multi-modal successes? Multi-modal networks have successfully been trained jointly on tasks including sound localization [58], image-audio alignment [5], and audio-visual synchronization [37, 34]. However, these tasks cannot be performed with a single modality, so there is no uni-modal baseline and the performance drop found in this paper does not apply. In other work, joint training is avoided entirely by using pre-trained uni-modal features. Good examples include two-stream networks for video classification [41, 48, 19, 12] and image+text classification [6, 31]. These methods do not train multiple modalities jointly, so they are again not comparable, and their accuracy may likely be sub-optimal due to independent training.

Our contributions in this paper include:

- We empirically demonstrate the significance of overfitting in joint training of multi-modal networks, and we identify two causes for the problem. We show the problem is architecture agnostic: different fusion techniques can also suffer the same overfitting problem.
- We propose a metric to understand the problem quantitatively: the overfitting-to-generalization ratio (*OGR*), with both theoretical and empirical justification.
- We propose a new training scheme which minimizes *OGR* via an optimal blend (in a sense we make precise below) of multiple supervision signals. This **Gradient-Blending** (G-Blend) method gives significant gains in ablations and achieves state-of-the-art (SoTA) accuracy on benchmarks including Kinetics, EPIC-Kitchen, and AudioSet by combining audio and visual signals.

We note that G-Blend is task-agnostic, architecture-agnostic and applicable to other scenarios (e.g. used in [39] to combine point cloud with RGB for 3D object detection)

1.1. Related Work

Video classification. Video understanding has been one of the most active research areas in computer vision recently. There are two unique features with respect to videos: temporal information and multi-modality. Previous works have made significant progress in understanding temporal information [27, 45, 49, 40, 47, 54, 17]. However, videos are also rich in multiple modalities: RGB frames, motion vectors (optical flow), and audio. Previous works that exploit the multi-modal natures primarily focus on

RGB+Optical Flow, with the creation of two-stream fusion networks [41, 19, 18, 48, 12], typically using pre-trained features and focusing on the fusion [27, 19] or aggregation architectures [56]. In contrast, we focus on joint training of the entire network. Instead of focusing on the architectural problem, we study model optimization: how to jointly learn and optimally blend multi-modal signals. With proper optimization, we show audio is useful for video classification.

Multi-modal networks. Our work is related to previous research on multi-modal networks [7] for classifications [41, 48, 19, 21, 12, 6, 10, 31], which primarily uses pre-training in contrast to our joint training. On the other hand, our work is related to cross-modal tasks [53, 20, 42, 4, 57, 24, 9] and cross-modal self-supervised learning [58, 5, 37, 34]. These tasks either take one modality as input and make prediction on the other modality (e.g. Visual-Q&A [4, 57, 24], image captioning [9], sound localization [37, 58] in videos) or uses cross-modality correspondences as self-supervision (e.g. image-audio correspondence [5], video-audio synchronization [34]). Instead, we try to address the problem of joint training of multi-modal networks for classification.

Multi-task learning. Our proposed Gradient-Blending training scheme is related to previous works in multi-task learning in using auxiliary loss [33, 16, 30, 13]. These methods either use uniform/manually tuned weights, or learn the weights as parameters during training (no notion of overfitting prior used), while our work re-calibrates supervision signals using *a prior OGR*.

2. Multi-modal training via Gradient-Blending

2.1. Background

Uni-modal network. Given train set $\mathcal{T} = \{X_{1..n}, y_{1..n}\}$, where X_i is the i -th training example and y_i is its true label, training on a single modality m (e.g. RGB frames, audio, or optical flows) means minimizing an empirical loss:

$$\mathcal{L}(\mathcal{C}(\varphi_m(X)), y) \quad (1)$$

where φ_m is normally a deep network with parameter Θ_m , and \mathcal{C} is a classifier, typically one or more fully-connected (FC) layers with parameter Θ_c . For classification problems considered here, \mathcal{L} is the cross entropy loss. Minimizing Eq. 1 gives a solution Θ_m^* and Θ_c^* . Fig. 2a shows independent training of two modalities m_1 and m_2 .

Multi-modal network. We train a late-fusion model on M different modalities ($\{m_i\}_1^k$). Each modality is processed by a different deep network φ_{m_i} with parameter Θ_{m_i} , and their features are fused and passed to a classifier \mathcal{C} . Formally, training is done by minimizing the loss:

$$\mathcal{L}_{multi} = \mathcal{L}(\mathcal{C}(\varphi_{m_1} \oplus \varphi_{m_2} \oplus \dots \oplus \varphi_{m_k}), y) \quad (2)$$

where \oplus denotes a fusion operation (e.g. concatenation). Fig. 2b shows an example of a joint training of two modalities m_1 and m_2 . The multi-modal network in Eq. 2 is a

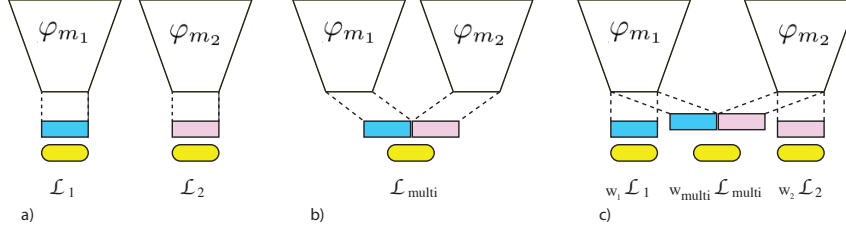


Figure 2: **Uni- vs. multi-modal joint training.** a) Uni-modal training of two different modalities. b) Naive joint training of two modalities by late fusion. c) Joint training of two modalities with weighted blending of supervision signals. Different deep network encoders (white trapezoids) produce features (blue or pink rectangles) which are concatenated and passed to a classifier (yellow rounded rectangles).

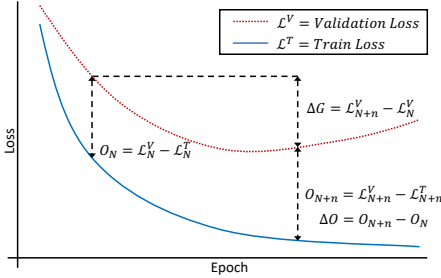


Figure 3: **Overfitting-to-Generalization Ratio.** Between any two training checkpoints, we can measure the change in overfitting and generalization. When $\frac{\Delta O}{\Delta V}$ is small, the network is learning well and not overfitting much.

super-set of the uni-model network in Eq. 1: for any solution to Eq. 1 on any modality m_i , one can construct an equally-good solution to Eq. 2 by choosing parameters Θ_c that mute all modalities other than m_i . In practice, this solution is not found, and we next explain why.

2.2. Generalizing vs. Overfitting

Overfitting is typically understood as learning patterns in a train set that do not generalize to the target distribution. Given model parameters at epoch N , let \mathcal{L}_N^T be the model’s average loss over the fixed train set, and \mathcal{L}_N^* be the “true” loss w.r.t the hypothetical target distribution. (In what follows, \mathcal{L}^* is approximated by a held-out validation loss \mathcal{L}^V .) We define overfitting at epoch N as the gap between \mathcal{L}_N^T and \mathcal{L}_N^* (approximated by O_N in fig. 3). The quality of training between two model checkpoints can be measured by the change in overfitting and generalization (ΔO , ΔG in fig. 3). Between checkpoints N and $N+n$, we can define the overfitting-to-generalization-ratio (OGR):

$$OGR \equiv \left| \frac{\Delta O_{N,n}}{\Delta G_{N,n}} \right| = \left| \frac{O_{N+n} - O_N}{\mathcal{L}_N^* - \mathcal{L}_{N+n}^*} \right| \quad (3)$$

OGR between checkpoints measures the quality of learned information (with cross-entropy loss, it is the ratio of bits not generalizable to bits which do generalize). We propose minimizing OGR during training. However, optimizing OGR globally would be very expensive (e.g. variational methods over the whole optimization trajectory). In addition, very underfit models, for example, may still score

quite well (difference of train loss and validation loss is very small for underfitting models; in other words, O is small).

Therefore, we propose to solve an infinitesimal problem: given several estimates of the gradient, blend them to minimize an infinitesimal OGR^2 . We apply this blend to our optimization process (e.g. SGD with momentum). Each gradient step now increases generalization error as little as possible per unit gain on the validation loss, minimizing overfitting. In a multi-modal setting, this means we combine gradient estimates from multiple modalities and minimize OGR^2 to ensure each gradient step now produces a gain no worse than that of the single best modality. As we will see in this paper, this L^2 problem admits a simple, closed-form solution, is easy to implement, and works well in practice.

Consider a single parameter update step with estimate \hat{g} for the gradient. As the distance between two checkpoints is small (in the neighborhood in which a gradient step is guaranteed to decrease the train loss), we use the first-order approximations: $\Delta G \approx \langle \nabla \mathcal{L}^*, \hat{g} \rangle$ and $\Delta O \approx \langle \nabla \mathcal{L}^T - \mathcal{L}^*, \hat{g} \rangle$. Thus, OGR^2 for a single vector \hat{g} is

$$OGR^2 = \left(\frac{\langle \nabla \mathcal{L}^T - \nabla \mathcal{L}^*, \hat{g} \rangle}{\langle \nabla \mathcal{L}^*, \hat{g} \rangle} \right)^2 \quad (4)$$

See supplementary materials for details on OGR .

2.3. Blending of Multiple Supervision Signals by OGR Minimization

We can obtain multiple estimates of gradient by attaching classifiers to each modality’s features and to the fused features (see fig 2c). Per-modality gradient $\{\hat{g}_i\}_{i=1}^k$ are obtained by back-propagating through each loss separately (so per-modality gradients contain many zeros in other parts of the network). Our next result allows us to blend them all into a single vector with better generalization behavior.

Proposition 1 (Optimal Gradient Blend). *Let $\{v_k\}_0^M$ be a set of estimates for $\nabla \mathcal{L}^*$ whose overfitting satisfies $\mathbb{E} [\langle \nabla \mathcal{L}^T - \nabla \mathcal{L}^*, v_k \rangle \langle \nabla \mathcal{L}^T - \nabla \mathcal{L}^*, v_j \rangle] = 0$ for $j \neq k$. Given the constraint $\sum_k w_k = 1$ the optimal weights $w_k \in \mathbb{R}$ for the problem*

$$w^* = \arg \min_w \mathbb{E} \left[\left(\frac{\langle \nabla \mathcal{L}^T - \nabla \mathcal{L}^*, \sum_k w_k v_k \rangle}{\langle \nabla \mathcal{L}^*, \sum_k w_k v_k \rangle} \right)^2 \right] \quad (5)$$

are given by

$$w_k^* = \frac{1}{Z} \frac{\langle \nabla \mathcal{L}^*, v_k \rangle}{\sigma_k^2} \quad (6)$$

where $\sigma_k^2 \equiv \mathbb{E}[\langle \nabla \mathcal{L}^T - \nabla \mathcal{L}^*, v_k \rangle^2]$ and $Z = \sum_k \frac{\langle \nabla \mathcal{L}^*, v_k \rangle}{2\sigma_k^2}$ is a normalizing constant.

Assumption $\mathbb{E}[\langle \nabla \mathcal{L}^T - \nabla \mathcal{L}^*, v_k \rangle \langle \nabla \mathcal{L}^T - \nabla \mathcal{L}^*, v_j \rangle] = 0$ will be false when two models' overfitting is very correlated. However, if this is the case then very little can be gained by blending their gradients. In informal experiments we have indeed observed that these cross terms are often small relative to the $\mathbb{E}[\langle \nabla \mathcal{L}^T - \nabla \mathcal{L}^*, v_k \rangle^2]$. This is likely due to complementary information across modalities, and we speculate that this happens naturally as joint training tries to learn complementary features across neurons. Please see supplementary materials for proof of Proposition 1, including formulas for the correlated case.

Proposition 1 may be compared with well-known results for blending multiple estimators; e.g. for the mean, a minimum-variance estimator is obtained by blending uncorrelated estimators with weights inversely proportional to the individual variances (see e.g. [1]). Proposition 1 is similar, where variance is replaced by O^2 and weights are inversely proportional to the individual O^2 (now with a numerator G).

2.4. Use of OGR and Gradient-Blending in practice

We adapt a multi-task architecture to construct an approximate solution to the optimization above (fig 2c).

Optimal blending by loss re-weighting At each back-propagation step, the per-modality gradient for m_i is $\nabla \mathcal{L}_i$, and the gradient from the fused loss is given by Eq. 2 (denote as $\nabla \mathcal{L}_{k+1}$). Taking the gradient of the blended loss

$$\mathcal{L}_{blend} = \sum_{i=1}^{k+1} w_i \mathcal{L}_i \quad (7)$$

thus produces the blended gradient $\sum_{i=1}^{k+1} w_i \nabla \mathcal{L}_i$. For appropriate choices of w_i this yields a convenient way to implement gradient blending. Intuitively, loss reweighting recalibrates the learning schedule to balance the generalization/overfitting rate of different modalities.

Measuring OGR in practice. In practice, $\nabla \mathcal{L}^*$ is not available. To measure OGR, we hold out a subset \mathcal{V} of the training set to approximate the true distribution (i.e. $\mathcal{L}^V \approx \mathcal{L}^*$). We find it is equally effective to replace the loss measure by an accuracy metric to compute G and O and estimate optimal weights from Gradient-Blending. To reduce computation costs, we note that weights estimation can be done on a small subset of data, without perturbing the weights too much (see supplementary materials).

Gradient-Blending algorithms take inputs of training data \mathcal{T} , validation set \mathcal{V} , k input modalities $\{m_i\}_{i=1}^k$ and a

joint head m_{k+1} (Fig. 2c). In practice we can use a subset of training set \mathcal{T}' to measure train loss/ accuracy. To compute the Gradient-Blending weights when training from N for n epochs, we provide a Gradient-Blending weight estimation in Algorithm 1. We propose two versions of gradient-blending:

1. **Offline Gradient-Blending** is a simple version of gradient-blending. We compute weights only once, and use a fixed set of weights to train entire epoch. This is very easy to implement. See Algorithm 2.
2. **Online Gradient-Blending** is the full version. We re-compute weights regularly (e.g. every n epochs – called a *super-epoch*), and train the model with new weights for a super-epoch. See Algorithm 3.

Empirically, offline performs remarkably well. We compare the two in section 3, with online giving additional gains.

Algorithm 1: G-B Weight Estimation: *GB_Estimate*

input: φ^N , Model checkpoint at epoch N
 n , # of epochs
Result: A set of optimal weights with for $k+1$ losses.
for $i = 1, \dots, k+1$ **do**
 Initialize uni-modal/ naive multi-modal network
 $\varphi_{m_i}^N$ from corresponding parameters in φ^N ;
 Train $\varphi_{m_i}^N$ for n epochs on \mathcal{T} , resulting model $\varphi_{m_i}^{N+n}$;
 Compute amount of overfitting $O^i = O_{N,n}$,
 generalization $G^i = G_{N,n}$ according to Eq.3
 using \mathcal{V} and \mathcal{T}' for modality m_i ;
end
 Compute a set of loss $\{w_i^*\}_{i=1}^{k+1} = \frac{1}{Z} \frac{G^i}{O^{i2}}$;

Algorithm 2: Offline Gradient-Blending

input: φ^0 , Initialized model
 N , # of epochs
Result: Trained multi-head model φ^N
 Compute per-modality weights
 $\{w_i\}_{i=1}^k = GB_Estimate(\varphi^0, N)$;
 Train φ^0 with $\{w_i\}_{i=1}^k$ for N epochs to get φ^N ;

Algorithm 3: Online Gradient-Blending

input: φ^0 , Initialized model
 N , # of epochs
 n , super-epoch length
for $i = 0, \dots, \frac{N}{n} - 1$ **do**
 Current epoch $N_i = i * n$;
 Compute per-modality weights
 $\{w_i\}_{i=1}^k = GB_Estimate(\varphi^{N_i}, N_i + n)$;
 Train φ^{N_i} with $\{w_i\}_{i=1}^k$ for n epochs to φ^{N_i+n} ;
end

3. Ablation Experiments

3.1. Experimental setup

Datasets. We use three video datasets for ablations: Kinetics, mini-Sports, and mini-AudioSet. **Kinetics** is a standard benchmark for action recognition with 260k videos [28] of 400 human action classes. We use the train split (240k) for training and the validation split (20k) for testing. **Mini-Sports** is a subset of Sports-1M [27], a large-scale classification dataset with 1.1M videos of 487 different fine-grained sports. We uniformly sampled 240k videos from train split and 20k videos from the test split. **Mini-AudioSet** is a subset of AudioSet [22], a multi-label dataset consisting of 2M videos labeled by 527 acoustic events. AudioSet is very class-unbalanced, so we remove tiny classes and subsample the rest (see supplementary). The balanced mini-AudioSet has 418 classes with 243k videos.

Input preprocessing & augmentation. We consider three modalities: RGB, optical flow and audio. For RGB and flow, we use input clips of $16 \times 224 \times 224$ as input. We follow [46] for visual pre-processing and augmentation. For audio, we use log-Mel with 100 temporal frames by 40 Mel filters. Audio and visual are temporally aligned.

Backbone architecture. We use *ResNet3D* [47] as our visual backbone for RGB and flow and *ResNet* [25] as our audio model, both with 50 layers. For fusion, we use a two-FC-layer network on concatenated features from visual and audio backbones, followed by one prediction layer.

Training and testing. We train our models with synchronous distributed SGD on GPU clusters using Caffe2 [11], with setup as [47]. We hold out a small portion of training data for weight estimate (8% for Kinetics and mini-Sports, 13% for mini-AudioSet). The final video prediction is made by using center crops of 10 uniformly-sampled clips and averaging the 10 predictions.

3.2. Overfitting Problems in Naive Joint Training

We first compare naive audio-RGB joint training with unimodal audio-only and RGB-only training. Fig. 4 plots the training curves on Kinetics (left) and mini-Sports (right). On both datasets, the audio model overfits the most and video overfits least. The naive joint audio-RGB model has lower training error and higher validation error compared with the video-only model; i.e. naive audio-RGB joint training increases overfitting, explaining the accuracy drop compared to video alone.

We extend the analysis and confirm severe overfitting on other multi-modal problems. We consider all 4 possible combinations of the three modalities (audio, RGB, and optical flow). In every case, the validation accuracy of naive joint training is significantly worse than the best single stream model (Table 1), and training accuracy is almost always higher (see supplementary materials).

Method	Clip	V@1	V@5
Naive Training	61.8	71.7	89.6
RGB Only	63.5	72.6	90.1
Offline G-Blend	65.9	74.7	91.5
Online G-Blend	66.9	75.8	91.9

Table 2: **Both offline and online Gradient-Blending outperform Naive late fusion and RGB only.** Offline G-Blend is lightly less accurate compared with the online version, but much simpler to implement.

3.3. Gradient-Blending is an effective regularizer

In this ablation, we first compare the performance of online and offline versions of G-Blend. Then we show that G-Blend works with different types of optimizers, including ones with adaptive learning rates. Next, we show G-Blend improves the performance on different multi-modal problems (different combinations of modalities), different model architectures and different tasks.

Online G-Blend Works. We begin with the complete version of G-Blend, online G-Blend. We use an initial super-epoch size of 10 (for warmup), and a super-epoch size of 5 thereafter. On Kinetics with RGB-audio setting, online Gradient-Blending surpasses both uni-modal and naive multi-modal baselines, by 3.2% and 4.1% respectively. The weights for online are in fig. 5a. In general, weights tend to be stable at first with slightly more focused on visual; then we see a transition at epoch 15 where the model does “pre-training” on visual trunk; at epoch 20 A/V trunk got all weights to sync the learning from visual trunk. After that, weights gradually stabilize again with a strong focus on visual learning. We believe that, in general, patterns learned by neural network are different at different stage of training (e.g. [36]), thus the overfitting / generalization behavior also changes during training; this leads to different weights at different stages of the training.

Moreover, we observe that G-Blend always outperforms naive training in the online setting (Fig. 5b). With the same initialization (model snapshots at epoch 0,10,15,...,40), we compare the performance of G-Blend model and naive training after a super-epoch (at epoch 10,15,20,...,45), and G-Blend models always outperform naive training. This shows that G-Blend always provides more generalizable training information, empirically proving proposition 1. Additionally, it shows the relevance of minimizing *OGR*, as using weights that minimize *OGR* improves performance of the model. For fair comparison, we fix the main trunk and finetune the classifier for both Naive A/V and G-Blend as we want to evaluate the quality of their backbones. At epoch 25, the gain is small since G-Blend puts almost all weights on A/V head, making it virtually indistinguishable from naive training for that super-epoch.

Offline G-Blend Also Works. Although online G-Blend gives significant gains and addresses overfitting well, it is more complicated to implement, and somewhat slower due

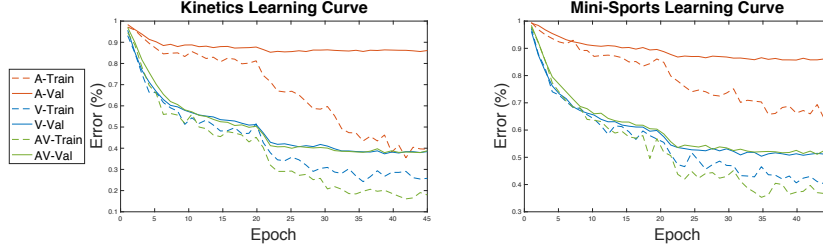


Figure 4: **Severe overfitting of naive audio-video models on Kinetics and mini-Sports.** The learning curves (error-rate) of audio model (A), video model (V), and the naive joint audio-video (AV) model on Kinetics (left) and mini-Sports (right). Solid lines plot validation error while dashed lines show train error. The audio-video model overfits more than visual model and is inferior to the video-only model on validation loss.

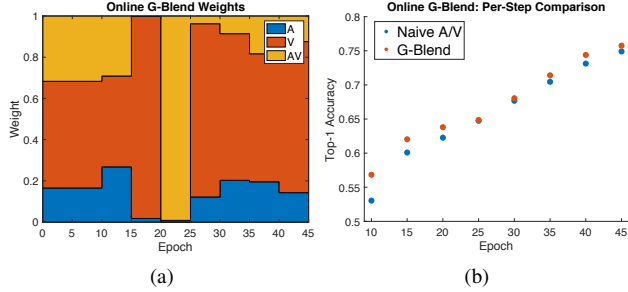


Figure 5: **Online G-Blend.** (a) **Online G-Blend weights for each head.** (b) **Online G-Blend outperforms naive training on each super-epoch.** For each super-epoch (5 epochs), we use the same snapshot of the model learned by G-Blend, and compare the performance of the models trained by G-Blend and naive at the next 5 epochs. G-Blend always outperforms naive training. This proves that G-Blend always learn more generalize information at a per-step level.

to the extra weight computations. As we will now see, Offline G-Blend can be easily adopted and works remarkably well in practice. On the same audio-RGB setting on Kinetics, offline G-Blend also outperforms uni-modal baseline and naive joint training by a large margin, 2.1% and 3.0% respectively (Table 2), and is only slightly worse than online (-1.1%). Based on such observation, we opt to use offline G-Blend in the rest of the ablations, demonstrating its performance across different scenarios. We speculate the online version will be particularly useful for some cases not covered here, for example a fast-learning low-capacity model (perhaps using some frozen pre-trained features), paired with a high-capacity model trained from scratch.

Adaptive Optimizers. Section 2.2 introduced G-Blend in an infinitesimal setting: blending different gradient estimation at a single optimization step and assumes same learning rate for each gradient estimator. This is true for many popular SGD-based algorithms, such as SGD with Momentum. However, the assumption may not be rigorous with adaptive optimization methods that dynamically adjust learning rate for each parameter, such as Adam [32] and AdaGrad [15]. We empirically show that offline Gradient-Blending (Algorithm 2) also works with different optimizers. Since SGD gives the best accuracy among the three optimizers, we opt to use SGD for all of our other experiments.

Different Modalities. On Kinetics, we study all combinations of three modalities: RGB, optical flow, and audio.

Optimizer	Method	Clip	V@1	V@5
AdaGrad	Visual	60.0	68.9	88.4
	Naive AV	56.4	65.2	86.5
	G-Blend	62.1	71.3	89.8
Adam	Visual	60.1	69.3	88.7
	Naive AV	57.9	66.4	86.8
	G-Blend	63.0	72.1	90.5

Table 3: **G-Blend on different optimizers.** We compare G-Blend with Visual only and Naive AV on two additional optimizers: AdaGrad, and Adam. G-Blend consistently outperforms Visual-Only and Naive AV baselines on all three optimizers.

Table 4 presents comparison of our method with naive joint training and best single stream model. We observe significant gains of G-Blend compared to both baselines on all multi-modal problems. It is worth noting that G-Blend is generic enough to work for more than two modalities.

Different Architectures. We conduct experiments on mid-fusion strategy [37], which suffers less overfitting and outperforms visual baseline (Figure 1). On audio-visual setting, Gradient-Blending gives 0.8% improvement (top-1 from 72.8% to 73.6%). On a different fusion architecture with Low-Rank Multi-Modal Fusion (LMF) [35], Gradient-Blending gives 4.2% improvement (top-1 from 69.3% to 73.5%). This suggests Gradient-Blending can be adopted to other fusion strategies besides late-fusion and other fusion architectures besides concatenation.

Different Tasks/Benchmarks. We pick the problem of joint audio-RGB model training, and go deeper to compare Gradient-Blending with other regularization methods on different tasks and benchmarks: action recognition (Kinetics), sport classification (mini-Sports), and acoustic event detection (mini-AudioSet). We include three baselines: adding dropout at concatenation layer [43], pre-training single stream backbones then finetuning the fusion model, and blending the supervision signals with equal weights (which is equivalent to naive training with two auxiliary losses). Auxiliary losses are popularly used in multi-task learning, and we extend it as a baseline for multi-modal training.

As presented in Table 5, Gradient-Blending outperforms all baselines by significant margins on both Kinetics and mini-Sports. On mini-AudioSet, G-Blend improves all baselines on mAP, and is slightly worse on mAUC com-

Modal	RGB + A			RGB + OF			OF + A			RGB + OF + A		
Weights	[RGB,A,Join]=[0.630,0.014,0.356]			[RGB,OF,Join]=[0.309,0.495,0.196]			[OF,A,Join]=[0.827,0.011,0.162]			[RGB,OF,A,Join]=[0.33,0.53,0.01,0.13]		
Metric	Clip	V@1	V@5	Clip	V@1	V@5	Clip	V@1	V@5	Clip	V@1	V@5
Uni	63.5	72.6	90.1	63.5	72.6	90.1	49.2	62.1	82.6	63.5	72.6	90.1
Naive	61.8	71.4	89.3	62.2	71.3	89.6	46.2	58.3	79.9	61.0	70.0	88.7
G-Blend	65.9	74.7	91.5	64.3	73.1	90.8	54.4	66.3	86.0	66.1	74.9	91.8

Table 4: **Gradient-Blending (G-Blend) works on different multi-modal problems.** Comparison between G-Blend with naive late fusion and single best modality on Kinetics. On all 4 combinations of different modalities, G-Blend outperforms both naive late fusion network and best uni-modal network by large margins, and it also works for cases with more than two modalities. G-Blend results are averaged over three runs with different initialization. Variances are small and are provided in supplementary

pared to auxiliary loss baseline. The reason is that the weights learned by Gradient-Blending are very similar to equal weights. The failures of auxiliary loss on Kinetics and mini-Sports demonstrates that the weights used in G-Blend are indeed important. We note that for mini-AudioSet, even though the naively trained multi-modal baseline is better than uni-modal baseline, Gradient-Blending still improves by finding more generalized information. We also experiment with other less obvious multi-task techniques such as treating the weights as learnable parameters [30]. However, this approach converges to a similar result as naive joint training. This happens because it lacks of overfitting prior, and thus the learnable weights were biased towards the head that has the lowest training loss which is audio-RGB.

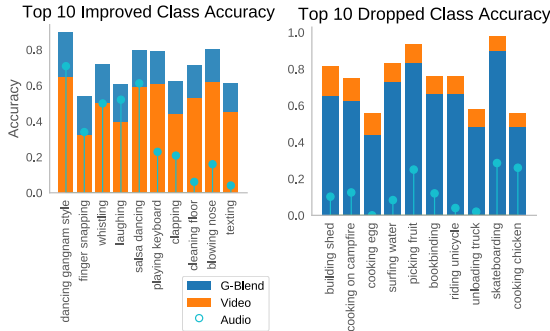


Figure 6: **Top-Bottom 10 classes based on improvement of G-Blend to RGB model.** The improved classes are indeed audio-relevant, while those have performance drop are not very audio semantically-related.

Fig. 6 presents top and bottom 10 classes on Kinetics where G-Blend makes the most and least improvements compared with RGB-only. We observe that improved classes usually have a strong audio-correlation, such as clapping and laughing. For texting, although audio-only has nearly 0 accuracy, when combined with RGB using G-Blend, there are still significant improvements. On bottom-10 classes, we indeed find that audio does not seem to be very semantically relevant (e.g. unloading truck). See supplementary materials for more qualitative analysis.

4. Comparison with State-of-the-Art

In this section, we train our multi-modal networks with deeper backbone architectures using offline Gradient-Blending and compare them with state-of-the-art methods

on Kinetics, EPIC-Kitchen [14], and AudioSet. EPIC-Kitchen is a multi-class egocentric dataset with 28K training videos associated with 352 noun and 125 verb classes. For ablations, following [8], we construct a validation set of unseen kitchen environments. G-Blend is trained with RGB and audio input. For Kinetics and EPIC-Kitchen, we use ip-CSN [46] for visual backbone with 32 frames and ResNet for audio backbone, both with 152 layers. For AudioSet, we use R(2+1)D for visual [47] with 16 frames and ResNet for audio, both with 101 layers. We use the same training setup in section 3. For EPIC-Kitchen, we follow the same audio feature extractions as [29]; the visual backbone is pre-trained on IG-65M [23]. We use the same evaluation setup as section 3 for AudioSet and EPIC-Kitchen. For Kinetics, we follow the 30-crop evaluation setup as [50]. Our main purposes in these experiments are: 1) to confirm the benefit of Gradient-Blending on high-capacity models; and 2) to compare G-Blend with state-of-the-art methods on different large-scale benchmarks.

Results. Table 6 presents results of G-Blend and compares them with current state-of-the-art methods on Kinetics. First, G-Blend provides an 1.3% improvement over RGB model (the best uni-modal network) with the same backbone architecture ip-CSN-152 [46] when both models are trained from scratch. This confirms that the benefits of G-Blend still hold with high capacity model. Second, G-Blend outperforms state-of-the-arts multi-modal baseline Shift-Attention Network [10] by 1.4% while using less modalities (not using optical flow) and no pre-training. It is on-par with SlowFast [17] while being 2x faster. G-Blend, when fine-tuned from Sports-1M on visual and AudioSet on audio, outperforms SlowFast Network and SlowFast augmented by Non-Local [50] by 1.5% and 0.6% respectively, while being 2x faster than both. Using weakly-supervised pre-training by IG-65M [23] on visual, G-Blend gives unparalleled 83.3% top-1 accuracy and 96.0% top-5 accuracy.

We also note that there are many competitive methods reporting results on Kinetics, due to the space limit, we select only a few representative methods for comparison including Shift-Attention [10], SlowFast [17], and ip-CSN [46]. Shift-Attention and SlowFast are the methods with the best published accuracy using multi-modal and uni-modal input, respectively. ip-CSN is used as the visual backbone of G-

Dataset	Kinetics			mini-Sports			mini-AudioSet	
Weights	[RGB,A,Join]=[0.63,0.01,0.36]			[RGB,A,Join]=[0.65,0.06,0.29]			[RGB,A,Join]=[0.38,0.24,0.38]	
Method	Clip	V@1	V@5	Clip	V@1	V@5	mAP	mAUC
Audio only	13.9	19.7	33.6	14.7	22.1	35.6	29.1	90.4
RGB only	63.5	72.6	90.1	48.5	62.7	84.8	22.1	86.1
Pre-Training	61.9	71.7	89.6	48.3	61.3	84.9	37.4	91.7
Naive	61.8	71.7	89.3	47.1	60.2	83.3	36.5	92.2
Dropout	63.8	72.9	90.6	47.4	61.4	84.3	36.7	92.3
Auxiliary Loss	60.5	70.8	88.6	48.9	62.1	84.0	37.7	92.3
G-Blend	65.9	74.7	91.5	49.7	62.8	85.5	37.8	92.2

Table 5: **G-Blend outperforms all baseline methods on different benchmarks and tasks.** Comparison of G-blend with different regularization baselines as well as uni-modal networks on Kinetics, mini-Sports, and mini-AudioSet. G-Blend consistently outperforms other methods, except for being comparable with using auxiliary loss on mini-AudioSet due to the similarity of learned weights of G-Blend and equal weights.

Backbone	Pre-train	V@1	V@5	GFLOPs
Shift-Attn Net [10]	ImageNet	77.7	93.2	NA
SlowFast [17]	None	78.9	93.5	213×30
SlowFast+NL [17]	None	79.8	93.9	234×30
ip-CSN-152 [46]	None	77.8	92.8	108.8×30
G-Blend(ours)	None	79.1	93.9	110.1×30
ip-CSN-152 [46]	Sports1M	79.2	93.8	108.8×30
G-Blend(ours)	Sports1M	80.4	94.8	110.1×30
ip-CSN-152 [46]	IG-65M	82.5	95.3	108.8×30
G-Blend(ours)	IG-65M	83.3	96.0	110.1×30

Table 6: **Comparison with state-of-the-art methods on Kinetics.** G-Blend used audio and RGB as input modalities; for pre-trained models on Sports1M and IG-65M, G-Blend initializes audio network by pre-training on AudioSet. G-Blend outperforms current state-of-the-art multi-modal method (Shift-Attention Network) despite the fact that it uses fewer modalities (G-Blend does not use Optical Flow). G-Blend also gives a good improvement over RGB model (the best uni-modal network) when using the same backbone, and it achieves the state-of-the-arts.

Method	mAP	mAUC
Multi-level Attn. [55]	0.360	0.970
TAL-Net [52]	0.362	0.965
Audio:R2D-101	0.324	0.961
Visual:R(2+1)D-101	0.188	0.918
Naive A/V:101	0.402	0.973
G-Blend (ours):101	0.418	0.975

Table 7: **Comparison with state-of-the-art methods on AudioSet.** G-Blend outperforms the state-of-the-art methods by a large margin.

Blend thus serves as a direct baseline.

Table 7 presents G-Blend results on AudioSet. Since AudioSet is very large (2M), we use mini-AudioSet to estimate weights. G-Blend outperforms two state-of-the-art Multi-level Attention Network[55] and TAL-Net[52] by 5.8% and 5.5 % on mAP respectively, although the first one uses strong features (pre-trained on YouTube100M) and the second uses 100 clips per video, while G-Blend uses only 10.

Table 8 presents G-Blend results and compare with published SoTA results and leaderboard on the EPIC-Kitchens Action Recognition challenge. On validation set, G-Blend outperforms naive A/V baseline on noun, verb and action; it is on par with visual baseline on noun and outperforms visual baseline on verb and action. Currently, G-Blend ranks the 2nd place on unseen kitchen in the challenge and 4th

method	noun		verb		action	
	V@1	V@5	V@1	V@5	V@1	V@5
Validation Set						
Visual:ip-CSN-152 [46]	36.4	58.9	56.6	84.1	24.9	42.5
Naive A/V:152	34.8	56.7	57.4	83.3	23.7	41.2
G-Blend(ours)	<u>36.1</u>	<u>58.5</u>	59.2	84.5	25.6	43.5
Test Unseen Kitchen (S2)						
Leaderboard [2]	38.1	63.8	60.0	82.0	27.4	45.2
Baidu-UTS [51]	34.1	<u>62.4</u>	59.7	82.7	25.1	46.0
TBN Single [29]	27.9	53.8	52.7	79.9	19.1	36.5
TBN Ensemble [29]	30.4	55.7	54.5	81.2	21.0	39.4
Visual:ip-CSN-152	35.8	59.6	56.2	80.9	25.1	41.2
G-Blend(ours)	<u>36.7</u>	60.3	58.3	81.3	<u>26.6</u>	43.6
Test Seen Kitchen (S1)						
Baidu-UTS(leaderboard)	52.3	76.7	69.8	91.0	41.4	63.6
TBN Single	46.0	71.3	64.8	90.7	34.8	56.7
TBN Ensemble	47.9	<u>72.8</u>	66.1	91.2	36.7	<u>58.6</u>
Visual:ip-CSN-152	45.1	68.4	64.5	88.1	34.4	52.7
G-Blend(ours)	<u>48.5</u>	71.4	<u>66.7</u>	88.9	<u>37.1</u>	56.2

Table 8: **Comparison with state-of-the-art methods on EPIC-Kitchen.** G-Blend achieves 2nd place on seen kitchen challenge and 4th place on unseen, despite using fewer modalities, fewer backbones, and single model in contrast to model ensembles compared to published results on leaderboard.

place on seen kitchen. Comparing to published results, G-Blend uses less modalities (not using optical flow as TBN Ensemble [29]), less backbones (Baidu-UTS [51] uses three 3D-CNNs plus two detection models), and a single model (TBN Ensemble [29] uses ensemble of five models).

5. Discussion

In uni-modal networks, diagnosing and correcting overfitting typically involves manual inspection of learning curves. Here we have shown that for multi-modal networks it is essential to measure and correct overfitting in a principled way, and we put forth a useful and practical measure of overfitting. Our proposed method, Gradient-Blending, uses this measure to obtain significant improvements over baselines, and either outperforms or is comparable with state-of-the-art methods on multiple tasks and benchmarks. The method potentially applies broadly to end-to-end training of ensemble models, and we look forward to extending G-Blend to other fields where calibrating multiple losses is needed, such as multi-task.

References

- [1] Combining correlated unbiased estimators of the mean of a normal distribution. https://projecteuclid.org/download/pdf_1/euclid.lnms/1196285392. 4
- [2] Epic-kitchens action recognition. <https://competitions.codalab.org/competitions/20115>. Accessed: 2019-11-13. 8
- [3] H. Alamri, V. Cartillier, A. Das, J. Wang, A. Cherian, I. Essa, D. B. and Tim K. Marks, C. Hori, P. Anderson, S. Lee, and D. Parikh. Audio-visual scene-aware dialog. In *CVPR*, 2019. 1
- [4] S. Antol, A. Agrawal, J. Lu, M. Mitchell, D. Batra, C. L. Zitnick, and D. Parikh. VQA: Visual Question Answering. In *ICCV*, 2015. 2
- [5] R. Arandjelovi and A. Zisserman. Look, listen and learn. In *ICCV*, 2017. 2
- [6] J. Arevalo, T. Solorio, M. M. y Gmez, and F. A. Gonzalez. Gated multimodal units for information fusion. In *ICLR Workshop*, 2017. 2
- [7] T. Baltrušaitis, C. Ahuja, and L.-P. Morency. Multimodal machine learning: A survey and taxonomy. *IEEE Transactions on Pattern Analysis and Machine Intelligence*, 41:423–443, 2018. 2
- [8] F. Baradel, N. Neverova, C. Wolf, J. Mille, and G. Mori. Object level visual reasoning in videos. In *ECCV*, 2018. 7
- [9] R. Bernardi, R. Cakici, D. Elliott, A. Erdem, E. Erdem, N. Ikizler-Cinbis, F. Keller, A. Muscat, and B. Plank. Automatic description generation from images: A survey of models, datasets, and evaluation measures. *J. Artif. Int. Res.*, 55(1):409–442, Jan. 2016. 2
- [10] Y. Bian, C. Gan, X. Liu, F. Li, X. Long, Y. Li, H. Qi, J. Zhou, S. Wen, and Y. Lin. Revisiting the effectiveness of off-the-shelf temporal modeling approaches for large-scale video classification. *CoRR*, abs/1708.03805, 2017. 2, 7, 8
- [11] Caffe2-Team. Caffe2: A new lightweight, modular, and scalable deep learning framework. <https://caffe2.ai/>. 5
- [12] J. Carreira and A. Zisserman. Quo vadis, action recognition? a new model and the kinetics dataset. In *CVPR*, 2017. 2
- [13] Z. Chen, V. Badrinarayanan, C.-Y. Lee, and A. Rabinovich. Gradnorm: Gradient normalization for adaptive loss balancing in deep multitask networks. In *ICML*, 2018. 2
- [14] D. Damen, H. Doughty, G. M. Farinella, S. Fidler, A. Furnari, E. Kazakos, D. Moltisanti, J. Munro, T. Perrett, W. Price, and M. Wray. Scaling egocentric vision: The epic-kitchens dataset. In *ECCV*, 2018. 7
- [15] J. Duchi, E. Hazan, and Y. Singer. Adaptive subgradient methods for online learning and stochastic optimization. *J. Mach. Learn. Res.*, 12:2121–2159, July 2011. 6
- [16] D. Eigen and R. Fergus. Predicting depth, surface normals and semantic labels with a common multi-scale convolutional architecture. *ICCV*, 2015. 2
- [17] C. Feichtenhofer, H. Fan, J. Malik, and K. He. Slow-fast networks for video recognition. In *ICCV*, 2019. 2, 7, 8
- [18] C. Feichtenhofer, A. Pinz, and R. P. Wildes. Spatiotemporal residual networks for video action recognition. In *NIPS*, 2016. 2
- [19] C. Feichtenhofer, A. Pinz, and A. Zisserman. Convolutional two-stream network fusion for video action recognition. In *CVPR*, 2016. 2
- [20] A. Frome, G. S. Corrado, J. Shlens, S. Bengio, J. Dean, M. A. Ranzato, and T. Mikolov. Devise: A deep visual-semantic embedding model. In C. J. C. Burges, L. Bottou, M. Welling, Z. Ghahramani, and K. Q. Weinberger, editors, *NIPS 26*, pages 2121–2129. Curran Associates, Inc., 2013. 2
- [21] A. Fukui, D. H. Park, D. Yang, A. Rohrbach, T. Darrell, and M. Rohrbach. Multimodal compact bilinear pooling for visual question answering and visual grounding. In *EMNLP*, 2016. 2
- [22] J. F. Gemmeke, D. P. W. Ellis, D. Freedman, A. Jansen, W. Lawrence, R. C. Moore, M. Plakal, and M. Ritter. Audio set: An ontology and human-labeled dataset for audio events. In *Proc. IEEE ICASSP 2017*, New Orleans, LA, 2017. 5
- [23] D. Ghadiyaram, M. Feiszli, D. Tran, X. Yan, H. Wang, and D. K. Mahajan. Large-scale weakly-supervised pre-training for video action recognition. In *CVPR*, 2019. 7
- [24] Y. Goyal, T. Khot, D. Summers-Stay, D. Batra, and D. Parikh. Making the V in VQA matter: Elevating the role of image understanding in Visual Question Answering. In *CVPR*, 2017. 1, 2
- [25] K. He, X. Zhang, S. Ren, and J. Sun. Deep residual learning for image recognition. In *CVPR*, 2016. 5
- [26] J. Hu, L. Shen, and G. Sun. Squeeze-and-excitation networks. In *CVPR*, 2018. 1
- [27] A. Karpathy, G. Toderici, S. Shetty, T. Leung, R. Sukthankar, and L. Fei-Fei. Large-scale video classification with convolutional neural networks. In *CVPR*, 2014. 2, 5

- [28] W. Kay, J. Carreira, K. Simonyan, B. Zhang, C. Hillier, S. Vijayanarasimhan, F. Viola, T. Green, T. Back, P. Natsev, M. Suleyman, and A. Zisserman. The kinetics human action video dataset. *CoRR*, abs/1705.06950, 2017. 5
- [29] E. Kazakos, A. Nagrani, A. Zisserman, and D. Damen. Epic-fusion: Audio-visual temporal binding for ego-centric action recognition. In *ICCV*, 2019. 7, 8
- [30] A. Kendall, Y. Gal, and R. Cipolla. Multi-task learning using uncertainty to weigh losses for scene geometry and semantics. In *CVPR*, 2018. 2, 7
- [31] D. Kiela, E. Grave, A. Joulin, and T. Mikolov. Efficient large-scale multi-modal classification. In *AAAI*, 2018. 1, 2
- [32] D. Kingma and J. Ba. Adam: A method for stochastic optimization. *International Conference on Learning Representations*, 12 2014. 6
- [33] I. Kokkinos. Ubertnet: Training a ‘universal’ convolutional neural network for low-, mid-, and high-level vision using diverse datasets and limited memory. *CVPR*, 2017. 2
- [34] B. Korbar, D. Tran, and L. Torresani. Cooperative learning of audio and video models from self-supervised synchronization. In *NeurIPS*, 2018. 2
- [35] Z. Liu, Y. Shen, V. Lakshminarasimhan, P. Liang, A. Zadeh, and L.-P. Morency. Efficient low-rank multimodal fusion with modality-specific factors. pages 2247–2256, 01 2018. 6
- [36] P. Nakkiran, G. Kaplun, D. Kalimeris, T. Yang, B. L. Edelman, F. Zhang, and B. Barak. Sgd on neural networks learns functions of increasing complexity. In *NeurIPS*, 2019. 5
- [37] A. Owens and A. A. Efros. Audio-visual scene analysis with self-supervised multisensory features. In *The European Conference on Computer Vision (ECCV)*, September 2018. 1, 2, 6
- [38] A. Poliak, J. Naradowsky, A. Haldar, R. Rudinger, and B. Durme. Hypothesis only baselines in natural language inference. pages 180–191, 01 2018. 1
- [39] C. R. Qi, X. Chen, O. Litany, and L. J. Guibas. Imvotenet: Boosting 3d object detection in point clouds with image votes. In *CVPR*, 2020. 2
- [40] Z. Qiu, T. Yao, , and T. Mei. Learning spatio-temporal representation with pseudo-3d residual networks. In *ICCV*, 2017. 2
- [41] K. Simonyan and A. Zisserman. Two-stream convolutional networks for action recognition in videos. In *NIPS*, 2014. 2
- [42] R. Socher, M. Ganjoo, C. D. Manning, and A. Y. Ng. Zero-shot learning through cross-modal transfer. In *Proceedings of the 26th International Conference on Neural Information Processing Systems - Volume 1, NIPS’13*, pages 935–943, USA, 2013. Curran Associates Inc. 2
- [43] N. Srivastava, G. Hinton, A. Krizhevsky, I. Sutskever, and R. Salakhutdinov. Dropout: A simple way to prevent neural networks from overfitting. *J. Mach. Learn. Res.*, 15(1):1929–1958, Jan. 2014. 1, 6
- [44] J. Thomason, D. Gordan, and Y. Bisk. Shifting the baseline: Single modality performance on visual navigation & qa. In *NAACL*, 11 2018. 1
- [45] D. Tran, L. Bourdev, R. Fergus, L. Torresani, and M. Paluri. Learning spatiotemporal features with 3d convolutional networks. In *ICCV*, 2015. 2
- [46] D. Tran, H. Wang, L. Torresani, and M. Feiszli. Video classification with channel-separated convolutional networks. In *ICCV*, 2019. 5, 7, 8
- [47] D. Tran, H. Wang, L. Torresani, J. Ray, Y. LeCun, and M. Paluri. A closer look at spatiotemporal convolutions for action recognition. In *CVPR*, 2018. 2, 5, 7
- [48] L. Wang, Y. Xiong, Z. Wang, Y. Qiao, D. Lin, X. Tang, and L. V. Gool. Temporal segment networks: Towards good practices for deep action recognition. In *ECCV*, 2016. 2
- [49] X. Wang, A. Farhadi, and A. Gupta. Actions ~ transformations. In *CVPR*, 2016. 2
- [50] X. Wang, R. Girshick, A. Gupta, and K. He. Non-local neural networks. In *CVPR*, 2018. 1, 7
- [51] X. Wang, Y. Wu, L. Zhu, and Y. Yang. Baidu-uts submission to the epic-kitchens action recognition challenge 2019. *arXiv preprint arXiv:1906.09383*, 2019. 8
- [52] Y. Wang, J. Li, and F. Metze. A comparison of five multiple instance learning pooling functions for sound event detection with weak labeling. *arXiv preprint arXiv:1810.09050*, 2018. 8
- [53] J. Weston, S. Bengio, and N. Usunier. Wsabie: Scaling up to large vocabulary image annotation. In *Proceedings of the Twenty-Second International Joint Conference on Artificial Intelligence - Volume Volume Three, IJCAI’11*, pages 2764–2770. AAAI Press, 2011. 2
- [54] S. Xie, C. Sun, J. Huang, Z. Tu, and K. Murphy. Rethinking spatiotemporal feature learning for video understanding. In *ECCV*, 2018. 2
- [55] C. Yu, K. S. Barsim, Q. Kong, and B. Yang. Multi-level attention model for weakly supervised audio classification. *arXiv preprint arXiv:1803.02353*, 2018. 8
- [56] J. Yue-Hei Ng, M. Hausknecht, S. Vijayanarasimhan, O. Vinyals, R. Monga, and G. Toderici. Beyond short

snippets: Deep networks for video classification. In *Proceedings of the IEEE conference on computer vision and pattern recognition*, pages 4694–4702, 2015. [2](#)

- [57] P. Zhang, Y. Goyal, D. Summers-Stay, D. Batra, and D. Parikh. Yin and Yang: Balancing and answering binary visual questions. In *CVPR*, 2016. [2](#)
- [58] H. Zhao, C. Gan, A. Rouditchenko, C. Vondrick, J. McDermott, and A. Torralba. The sound of pixels. In *ECCV*, 2018. [2](#)