Visual Tracking Using Attention-Modulated Disintegration and Integration

Appendix A: Additional experimental results

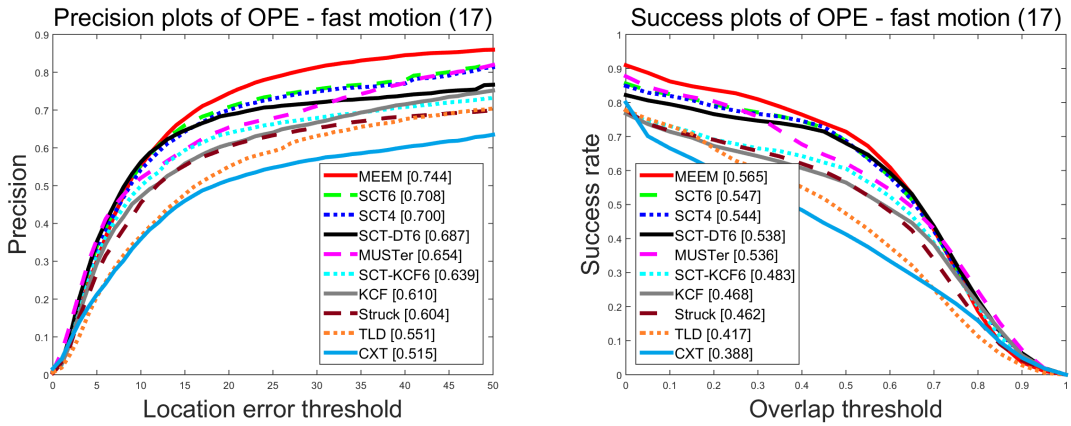

(a) (b)

Figure 1. **Precision plot for the subset of** *fast motion***.** Two precision curves based on the location error threshold and the overlap threshold are presented. The scores next to the name of tracker are the precision when the location error threshold equals 20 pixel and the overlap threshold equals 0.3, respectively. Only the top 10 trackers are presented.

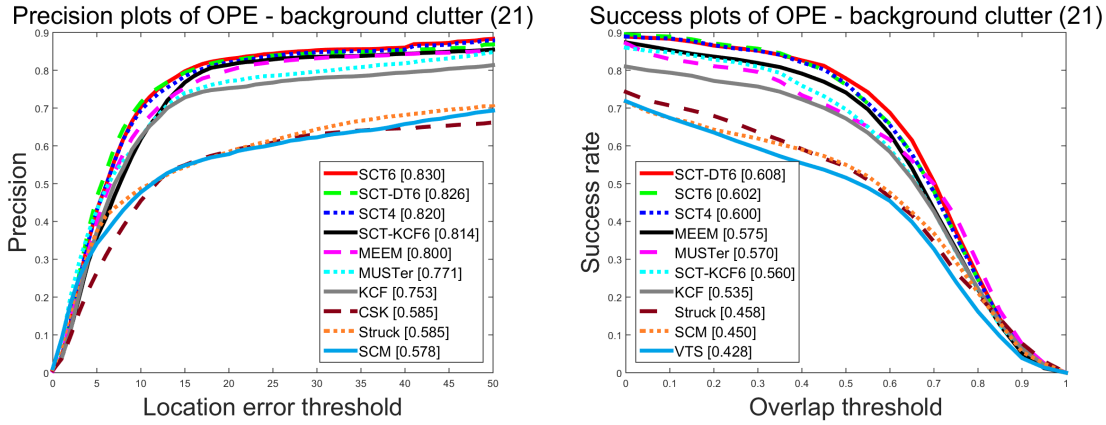

(a) (b)

Figure 2. **Precision plot for the subset of** *background clutter***.** Two precision curves based on the location error threshold and the overlap threshold are presented. The scores next to the name of tracker are the precision when the location error threshold equals 20 pixel and the overlap threshold equals 0.3, respectively. Only the top 10 trackers are presented.

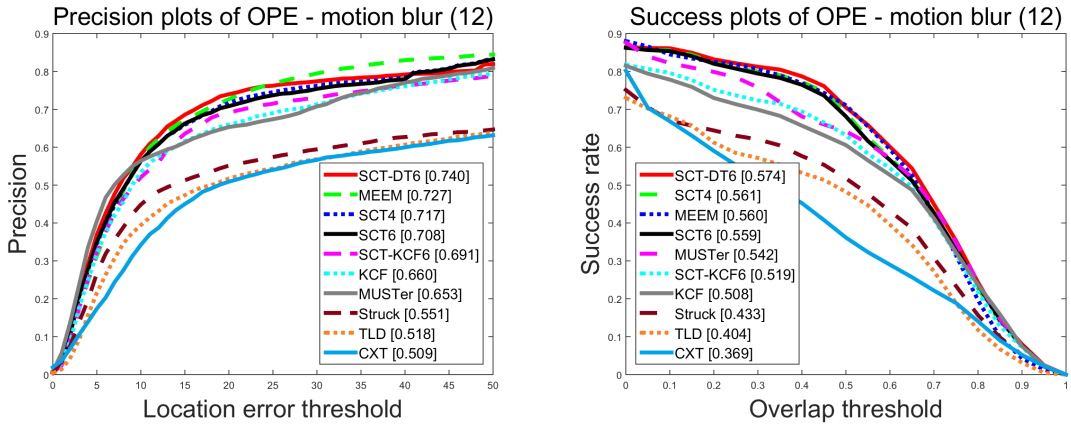

(a) (b)

Figure 3. **Precision plot for the subset of** *blur***.** Two precision curves based on the location error threshold and the overlap threshold are presented. The scores next to the name of tracker are the precision when the location error threshold equals 20 pixel and the overlap threshold equals 0.3, respectively. Only the top 10 trackers are presented.

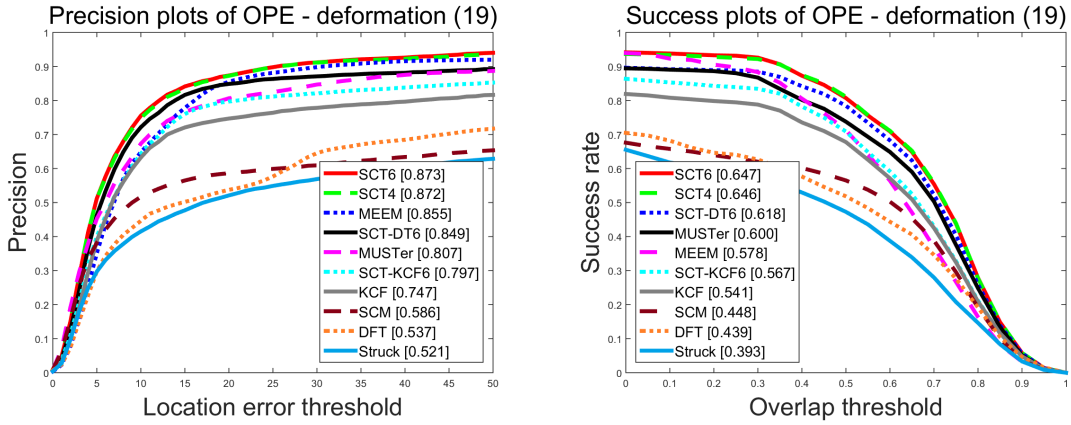

(a) (b)

Figure 4. **Precision plot for the subset of***deformation***.** Two precision curves based on the location error threshold and the overlap threshold are presented. The scores next to the name of tracker are the precision when the location error threshold equals 20 pixel and the overlap threshold equals 0.3, respectively. Only the top 10 trackers are presented.

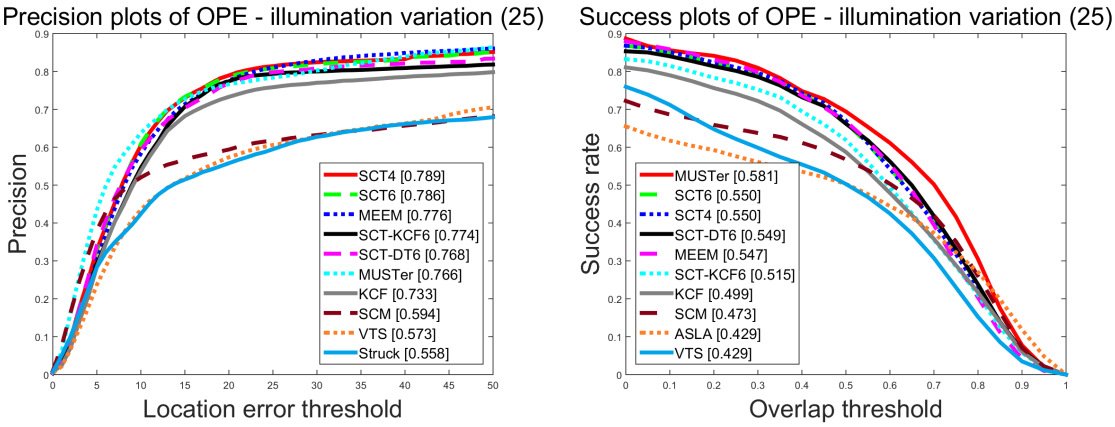

(a) (b)

Figure 5. **Precision plot for the subset of** *illumination variations***.** Two precision curves based on the location error threshold and the overlap threshold are presented. The scores next to the name of tracker are the precision when the location error threshold equals 20 pixel and the overlap threshold equals 0.3, respectively. Only the top 10 trackers are presented.

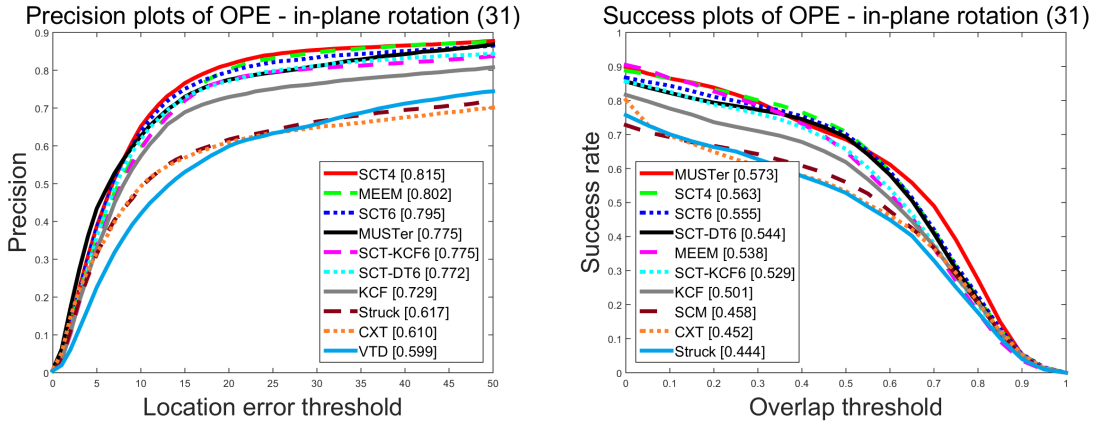

(a) (b)

Figure 6. **Precision plot for the subset of** *in-plane rotation***.** Two precision curves based on the location error threshold and the overlap threshold are presented. The scores next to the name of tracker are the precision when the location error threshold equals 20 pixel and the overlap threshold equals 0.3, respectively. Only the top 10 trackers are presented.

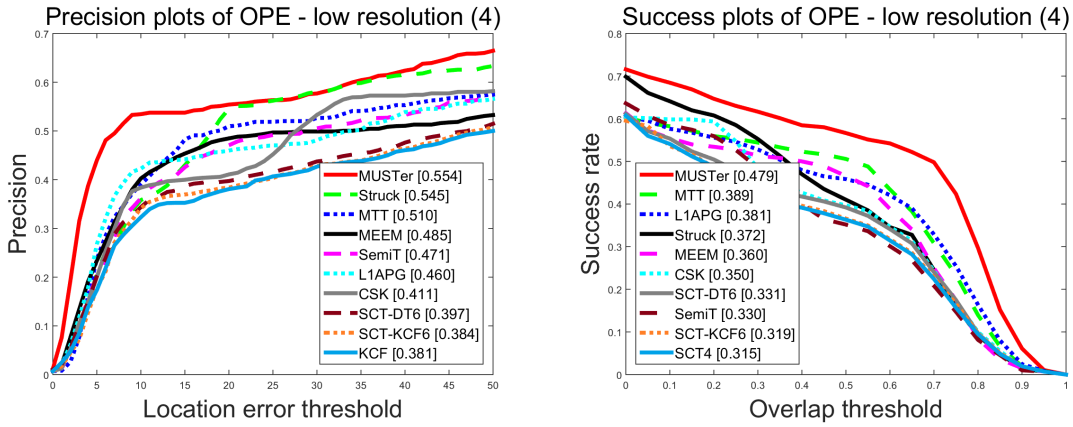

(a) (b)

Figure 7. **Precision plot for the subset of** *low resolution***.** Two precision curves based on the location error threshold and the overlap threshold are presented. The scores next to the name of tracker are the precision when the location error threshold equals 20 pixel and the overlap threshold equals 0.3, respectively. Only the top 10 trackers are presented.

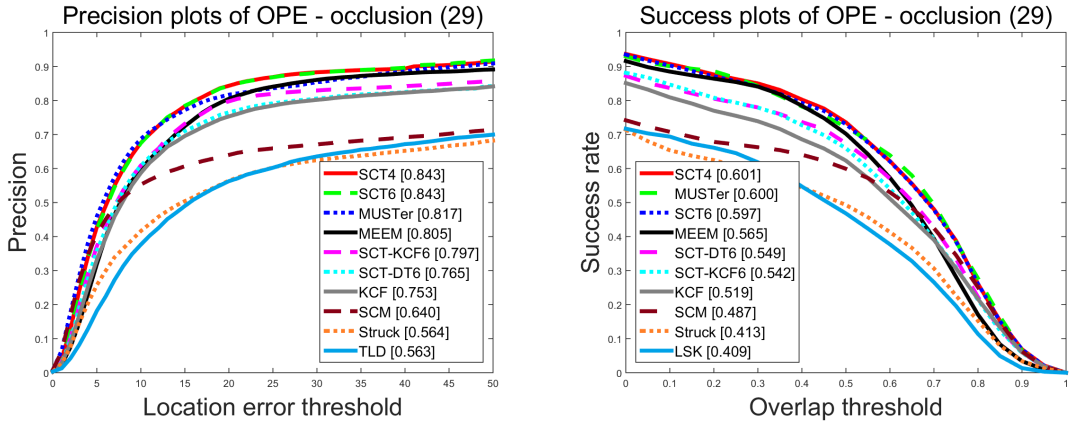

(a) (b)

Figure 8. **Precision plot for the subset of** *occlusions***.** Two precision curves based on the location error threshold and the overlap threshold are presented. The scores next to the name of tracker are the precision when the location error threshold equals 20 pixel and the overlap threshold equals 0.3, respectively. Only the top 10 trackers are presented.

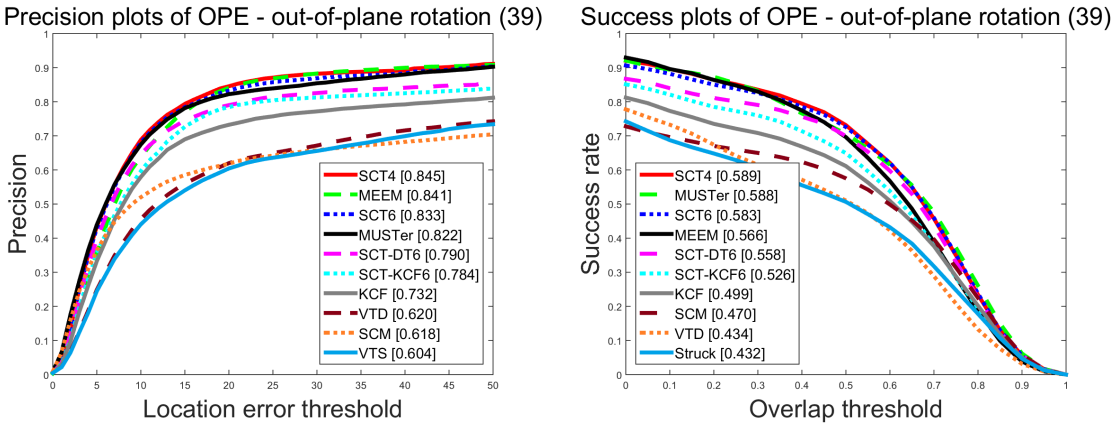

(a) (b)

Figure 9. **Precision plot for the subset of** *out-of-plane rotation***.** Two precision curves based on the location error threshold and the overlap threshold are presented. The scores next to the name of tracker are the precision when the location error threshold equals 20 pixel and the overlap threshold equals 0.3, respectively. Only the top 10 trackers are presented.

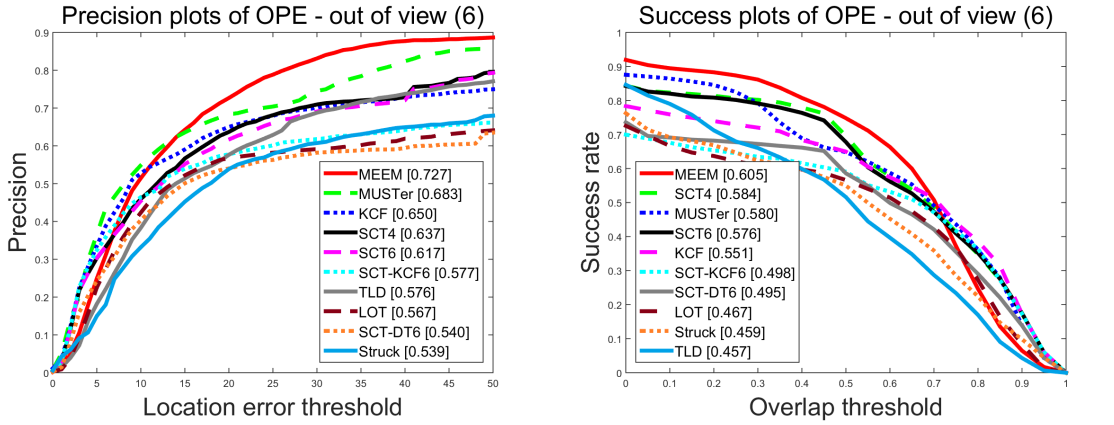

(a) (b)

Figure 10. **Precision plot for the subset of** *out-of-view***.** Two precision curves based on the location error threshold and the overlap threshold are presented. The scores next to the name of tracker are the precision when the location error threshold equals 20 pixel and the overlap threshold equals 0.3, respectively. Only the top 10 trackers are presented.

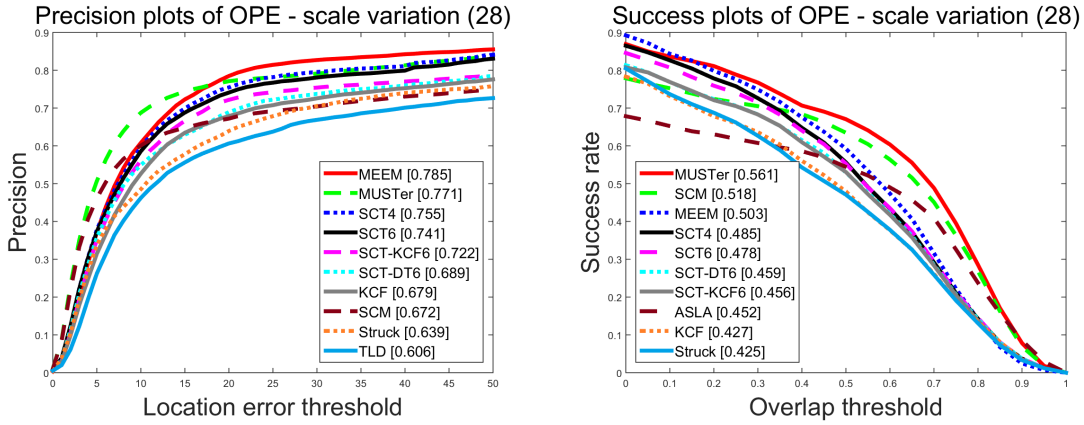

(a) (b)

Figure 11. **Precision plot for the subset of** *scale variations***.** Two precision curves based on the location error threshold and the overlap threshold are presented. The scores next to the name of tracker are the precision when the location error threshold equals 20 pixel and the overlap threshold equals 0.3, respectively. Only the top 10 trackers are presented.