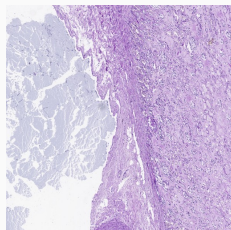








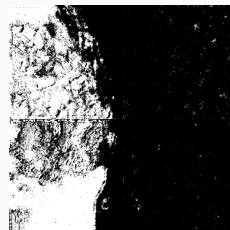


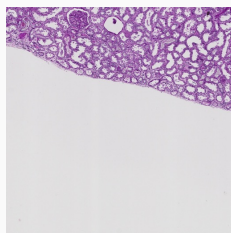











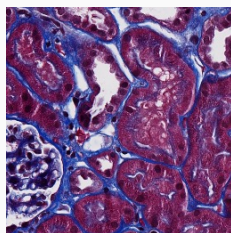











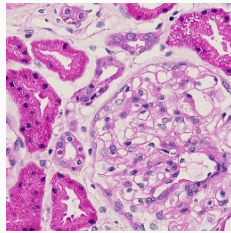

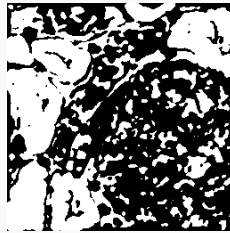









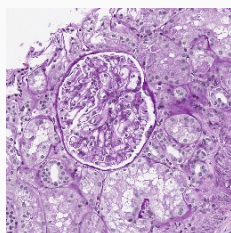



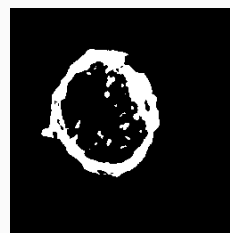
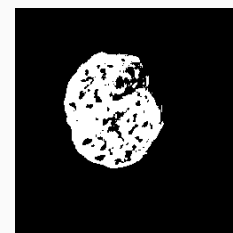



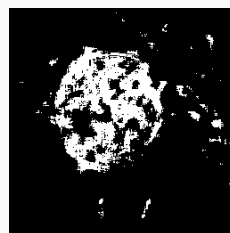
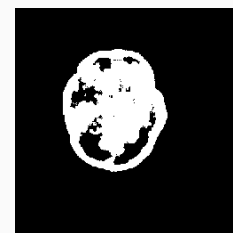

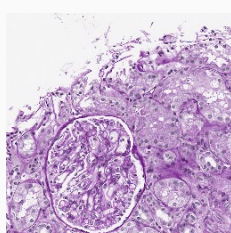











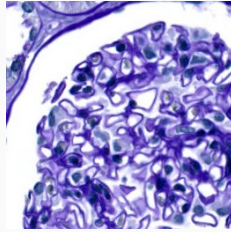













		Segmentation Results in Different Tissues											
		Image	Label	U-Net	DeepLabv3	Residual-U.	Multi-Kidney	Omni-Seg	Segmenter	SegFormer	Unetr	Swin-Unetr	PrPSeg*
Tissue Object	Medulla												
	Cortex												
	DT												
	PT												
	CAP												
	TUFT												
	Pod												
	Mes	