

With a Little Help from My Friends: Nearest-Neighbor Contrastive Learning of Visual Representations

Debidatta Dwibedi¹, Yusuf Aytar², Jonathan Tompson¹, Pierre Sermanet¹, and Andrew Zisserman²

¹ Google Research, ² DeepMind

{debidatta, yusufaytar, tompson, sermanet, zisserman}@google.com

Abstract

Self-supervised learning algorithms based on instance discrimination train encoders to be invariant to pre-defined transformations of the **same** instance. While most methods treat different views of the same image as positives for a contrastive loss, we are interested in using positives from **other** instances in the dataset. Our method, Nearest-Neighbor Contrastive Learning of visual Representations (NNCLR), samples the nearest neighbors from the dataset in the latent space, and treats them as positives. This provides more semantic variations than pre-defined transformations.

We find that using the nearest-neighbor as positive in contrastive losses improves performance significantly on ImageNet classification using ResNet-50 under the linear evaluation protocol, from 71.7% to 75.6%, outperforming previous state-of-the-art methods. On semi-supervised learning benchmarks we improve performance significantly when only 1% ImageNet labels are available, from 53.8% to 56.5%. On transfer learning benchmarks our method outperforms state-of-the-art methods (including supervised learning with ImageNet) on 8 out of 12 downstream datasets. Furthermore, we demonstrate empirically that our method is less reliant on complex data augmentations. We see a relative reduction of only 2.1% ImageNet Top-1 accuracy when we train using only random crops.

1. Introduction

How does one make sense of a novel sensory experience? What might be going through someone’s head when they are shown a picture of something new, say a dodo? Even without being told explicitly what a dodo is, they will likely form associations between the dodo and other similar semantic classes; for instance a dodo is more similar to a chicken or a duck than an elephant or a tiger. This act of contrasting and comparing new sensory inputs with what one has already experienced happens subconsciously and

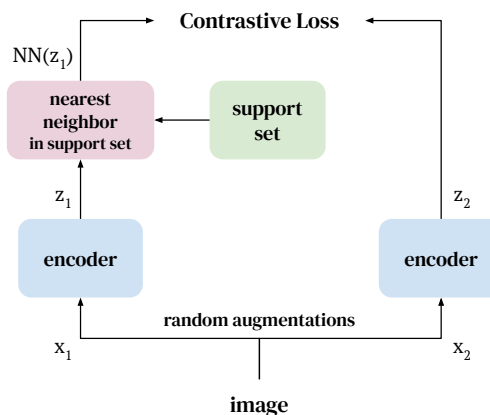


Figure 1: **NNCLR Training.** We propose a simple self-supervised learning method that uses similar examples from a support set as positives in a contrastive loss.

might play a key role [22] in how humans are able to acquire concepts quickly. In this work, we show how an ability to find similarities across items within previously seen examples improves the performance of *self-supervised* representation learning.

A particular kind of self-supervised training – known as instance discrimination [9, 30, 54] – has become popular recently. Models are encouraged to be invariant to multiple transformations of a *single* sample. This approach has been impressively successful [9, 25] at bridging the performance gap between self-supervised and supervised models. In the instance discrimination setup, when a model is shown a picture of a dodo, it learns representations by being trained to differentiate between what makes that specific dodo image *different* from everything else in the training set. In this work, we ask the question: if we empower the model to also find other image samples *similar* to the given dodo image, does it lead to better learning?

Current state-of-the-art instance discrimination methods

generate positive samples using *data augmentation*, random image transformations (e.g. random crops) applied to the same sample to obtain multiple views of the same image. These multiple views are assumed to be positives, and the representation is learned by encouraging the positives to be as close as possible in the embedding space, without collapsing to a trivial solution. However random augmentations, such as random crops or color changes, can not provide positive pairs for different viewpoints, or deformations of the same object, or even for other similar instances within a semantic class. The onus of generalization lies heavily on the data augmentation pipeline, which cannot cover all the variances in a given class.

In this work, we are interested in going beyond *single instance positives*, i.e. the instance discrimination task. We expect by doing so we can learn better features that are invariant to different viewpoints, deformations, and even intra-class variations. The benefits of going beyond single instance positives have been established in [27, 36], though these works require class labels or multiple modalities (RGB frames and flow) to obtain the positives which are not applicable to our domain. Clustering-based methods [5, 7, 60] also offer an approach to go beyond single instance positives, but assuming the entire cluster (or its prototype) to be positive samples could hurt performance due to early over-generalization. Instead we propose using *nearest neighbors* in the learned representation space as positives.

We learn our representation by encouraging proximity between different views of the same sample and their nearest neighbors in the latent space. Through our approach, Nearest-Neighbour Contrastive Learning of visual Representations (NNCLR), the model is encouraged to generalize to new data-points that may not be covered by the data augmentation scheme at hand. In other words, nearest-neighbors of a sample in the embedding space act as small semantic perturbations that are not imaginary i.e. they are representative of actual semantic samples in the dataset. We implement our method in a contrastive learning setting similar to [9, 10].

To obtain nearest-neighbors, we utilize a support set that keeps embeddings of a subset of the dataset in memory. This support set also gets constantly replenished during training. Note that our support set is different from memory banks [50, 54] and queues [11], where the stored features are used as negatives. We utilize the support set for nearest neighbor search for retrieving cross-sample positives. Figure 1 gives an overview of the method.

We make the following contributions: (i) We introduce NNCLR to learn self-supervised representations that go beyond single instance positives, without resorting to clustering; (ii) We demonstrate that NNCLR increases the performance of contrastive learning methods (e.g. SimCLR [10]) by $\sim 3.8\%$ and achieves state of the art performance

on ImageNet classification for linear evaluation and semi-supervised setup with limited labels; (iii) Our method outperforms state of the art methods on self-supervised, and even supervised features (learned via supervised ImageNet pre-training), on 8 out of 12 transfer learning tasks; Finally, (iv) We show that by using the NN as positive with only random crop augmentations, we achieve 73.3% ImageNet accuracy. This reduces the reliance of self-supervised methods on data augmentation strategies.

2. Related Work

Self-supervised Learning. Self-supervised representation learning aims to obtain robust representations of samples from raw data without expensive labels or annotations. Early methods in this field focused on defining *pre-text tasks* – which typically involves defining a surrogate task on a domain with ample weak supervision labels, like predicting the rotation of images [24], relative positions of patches in an image [15], or tracking patches in a video [45, 52], and using this task to learn invariant features that might be useful for other downstream tasks requiring expensive annotations (e.g. image classification).

One broad category of self-supervised learning techniques are those that use contrastive losses, which have been used in a wide range of computer vision applications [8, 26, 47]. These methods learn a latent space that draws positive samples together (e.g. adjacent frames in a video sequence), while pushing apart negative samples (e.g. frames from another video). In some cases, this is also possible without explicit negatives [25]. More recently, a variant of contrastive learning called *instance discrimination* [9, 11, 17, 54] has seen considerable success and have achieved remarkable performance [7, 9, 10, 11] on a wide variety of downstream tasks. They have closed the gap with supervised learning to a large extent. Many techniques have proved to be useful in this pursuit: data augmentation, contrastive losses [9, 10, 30], momentum encoders [11, 25, 30] and memory banks [11, 50, 54]. In this work, we extend instance discrimination to include non-trivial positives, not just between augmented samples of the same image, but also from among different images. Methods that use prototypes/clusters [1, 2, 5, 6, 7, 23, 33, 53, 56, 57, 58, 60] also attempt to learn features by associating multiple samples with the same cluster. However, instead of clustering or learning prototypes, we maintain a support set of image embeddings and using nearest neighbors from that set to define positive samples.

Queues and Memory Banks. In our work, we use a support set as memory during training. It is implemented as a queue similar to MoCo [30]. MoCo uses elements of the queue as negatives, while this work uses nearest neighbors in the queue to find positives in the context of contrastive losses. [54] use a memory bank to keep a running average

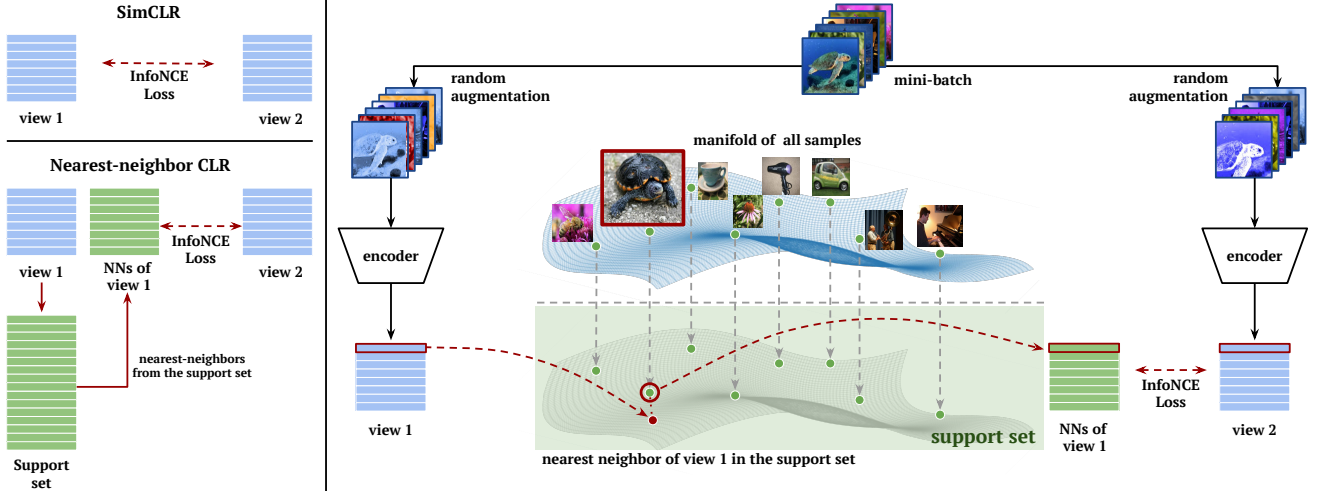


Figure 2: Overview of NNCLR Training

of embeddings of all the samples in the dataset. Likewise, [60] maintains a clustered set of embeddings and uses nearest neighbors to those aggregate embeddings as positives. In our work, the size of the memory is fixed and independent of the training dataset, nor do we perform any aggregation or clustering in our latent embedding space. Instead of a memory bank, SwAV [7] stores prototype centers that it uses for clustering embeddings. SwAV’s prototype centers are learned via training with Sinkhorn clustering and persist throughout pre-training. Unlike [7, 54, 60], our support set is continually refreshed with new embeddings and we do not maintain running averages of the embeddings.

Nearest Neighbors in Computer Vision. Nearest neighbor search has been an important tool across a wide range of computer vision applications [13, 16, 28, 29, 48, 53], from image retrieval to unsupervised feature learning. Related to our work, [27] uses nearest neighbor retrieval to define self-supervision for video representation learning across different modalities (e.g. RGB and optical flow). In contrast, in this work we use nearest neighbor retrieval within a single modality (RGB images), and we maintain an explicit support set of prior embeddings to increase diversity.

3. Approach

We first describe contrastive learning (i.e. the InfoNCE loss) in the context of instance discrimination, and discuss SimCLR [9] as one of the leading methods in this domain. Next we introduce our approach, Nearest-Neighbor Contrastive Learning of visual Representations (NNCLR), which proposes using nearest-neighbours (NN) as positives to improve contrastive instance discrimination methods.

3.1. Contrastive instance discrimination

InfoNCE [43, 49, 54] loss (i.e. contrastive loss) is quite commonly used in the instance discrimination [9, 30, 54]

setting. For any given embedded sample z_i , we also have another positive embedding z_i^+ (often a random augmentation of the sample), and many negative embeddings $z^- \in N_i$. Then the InfoNCE loss is defined as follows:

$$\mathcal{L}_i^{\text{InfoNCE}} = -\log \frac{\exp(z_i \cdot z_i^+ / \tau)}{\exp(z_i \cdot z_i^+ / \tau) + \sum_{z^- \in N_i} \exp(z_i \cdot z^- / \tau)} \quad (1)$$

where (z_i, z_i^+) is the positive pair, (z_i, z^-) is any negative pair and τ is the softmax temperature. The underlying idea is learning a representation that pulls positive pairs together in the embedding space, while separating negative pairs.

SimCLR uses two views of the same image as the positive pair. These two views, which are produced using random data augmentations, are fed through an encoder to obtain the positive embedding pair z_i and z_i^+ . The negative pairs (z_i, z^-) are formed using all the other embeddings in the given mini-batch.

Formally, given a mini-batch of images $\{x_1, x_2, \dots, x_n\}$, two different random augmentations (or views) are generated for each image x_i , and fed through the encoder ϕ to obtain embeddings $z_i = \phi(\text{aug}(x_i))$ and $z_i^+ = \phi(\text{aug}(x_i))$, where $\text{aug}(\cdot)$ is the random augmentation function. The encoder ϕ is typically a ResNet-50 with a non-linear projection head. Then the InfoNCE loss used in SimCLR is defined as follows:

$$\mathcal{L}_i^{\text{SimCLR}} = -\log \frac{\exp(z_i \cdot z_i^+ / \tau)}{\sum_{k=1}^n \exp(z_i \cdot z_k^+ / \tau)} \quad (2)$$

Note that each embedding is l_2 normalized before the dot product is computed in the loss. Then the overall loss for the given mini-batch is $\mathcal{L}^{\text{SimCLR}} = \frac{1}{n} \sum_{i=1}^n \mathcal{L}_i^{\text{SimCLR}}$.

As SimCLR solely relies on transformations introduced by pre-defined data augmentations on the same sample, it

cannot link multiple samples potentially belonging to the same semantic class, which in turn might decrease its capacity to be invariant to large intra-class variations. Next we address this point by introducing our method.

3.2. Nearest-Neighbor CLR (NNCLR)

In order to increase the richness of our latent representation and go beyond single instance positives, we propose using nearest-neighbours to obtain more diverse positive pairs. This requires keeping a *support set* of embeddings which is representative of the full data distribution.

SimCLR uses two augmentations (z_i, z_i^+) to form the positive pair. Instead, we propose using z_i 's nearest-neighbor in the support set Q to form the positive pair. In Figure 2 we visualize this process schematically. Similar to SimCLR we obtain the negative pairs from the mini-batch and utilize a variant of the InfoNCE loss (1) for contrastive learning.

Building upon the SimCLR objective (2) we define NNCLR loss as below:

$$\mathcal{L}_i^{\text{NNCLR}} = -\log \frac{\exp(\text{NN}(z_i, Q) \cdot z_i^+ / \tau)}{\sum_{k=1}^n \exp(\text{NN}(z_i, Q) \cdot z_k^+ / \tau)} \quad (3)$$

where $\text{NN}(z, Q)$ is the nearest neighbor operator as defined below:

$$\text{NN}(z, Q) = \arg \min_{q \in Q} \|z - q\|_2 \quad (4)$$

As in SimCLR, each embedding is l_2 normalized before the dot product is computed in the loss (3). Similarly we apply l_2 normalization before nearest-neighbor operation in (4). We minimize the average loss over all elements in the mini-batch in order to obtain the final loss $\mathcal{L}^{\text{NNCLR}} = \frac{1}{n} \sum_{i=1}^n \mathcal{L}_i^{\text{NNCLR}}$.

Implementation details. We make the loss symmetric [35, 46] by adding the following term to Eq. 3: $-\log(\exp(\text{NN}(z_i, Q) \cdot z_i^+ / \tau) / \sum_{k=1}^n \exp(\text{NN}(z_k, Q) \cdot z_i^+ / \tau))$. Though, this does not affect performance empirically. Also, inspired from BYOL [25], we pass z_i^+ through a prediction head g to produce embeddings $p_i^+ = g(z_i^+)$. Then we use p_i^+ instead of z_i^+ in (3). Using a prediction MLP adds a small boost to our performance as shown in Section 4.4.

Support set. We implement our support set as a queue (i.e. first-in-first-out). The support set is initialized as a random matrix with dimension $[m, d]$, where m is the size of the queue and d is the size of the embeddings. The size of the support set is kept large enough so as to approximate the full dataset distribution in the embedding space. We update it at the end of each training step by taking the n (batch size) embeddings from the current training step and concatenating them at the end of the queue. We discard the oldest n elements from the queue. We only use embeddings from one

view to update the support set. Using both views' embeddings to update does not lead to any significant difference in downstream performance. In Section 4.4 we compare the performance of multiple support set variants.

4. Experiments

In this section we compare NNCLR features with other state of the art self-supervised image representations. First, we provide details of our architecture and training process. Next, following commonly used evaluation protocol [9, 10, 25, 30], we compare our approach with other self-supervised features on linear evaluation and semi-supervised learning on the ImageNet ILSVRC-2012 dataset. Finally we present results on transferring self-supervised features to other downstream datasets and tasks.

4.1. Implementation details

Architecture. We use ResNet-50 [31] as our encoder to be consistent with the existing literature [9, 25]. We spatially average the output of ResNet-50 which makes the output of the encoder a 2048-d embedding. The architecture of the projection MLP is 3 fully connected layers of sizes $[2048, 2048, d]$ where d is the embedding size used to apply the loss. We set $d = 256$ in the default experiments. All fully-connected layers are followed by batch-normalization [34] and all the batch-norm layers except the last one are followed by ReLU activation. The architecture of the prediction MLP g is 2 fully-connected layers of size $[4096, d]$. The hidden layer of the prediction MLP is followed by batch-norm and ReLU. The last layer has no batch-norm or activation.

Training. Following other self-supervised methods [9, 10, 25, 30], we train our NNCLR representation on the ImageNet2012 dataset which contains 1, 281, 167 images, without using any annotation or class labels. We train for 1000 epochs with a warm-up of 10 epochs with cosine annealing schedule using the LARS optimizer [59]. Weight-decay of 10^{-6} is applied during training. As is common practice [10, 25], we don't apply weight-decay to the bias terms. We use the data augmentation scheme used in BYOL [25] and we use a temperature τ of 0.1 when applying the softmax during computation of the contrastive loss in Equation 3. The best results of NNCLR are achieved with 98, 304 queue size and base learning rate [25] of 0.3.

4.2. ImageNet evaluations

ImageNet linear evaluation. Following the standard linear evaluation procedure [9, 25] we train a linear classifier for 90 epochs on the frozen 2048-d embeddings from the ResNet-50 encoder using LARS with cosine annealed learning rate of 1 with Nesterov momentum of 0.9 and batch size of 4096.

Comparison with state of the art methods is presented in Table 1. First, NNCLR achieves the best performance compared to all the other methods using a ResNet-50 encoder trained with two views. NNCLR provides more than 3.6% improvement over well known constrastive learning approaches such as MoCo v2 [11] and SimCLR v2 [10]. Even compared to InfoMin Aug. [51], which explicitly studies “good view” transformations to apply in contrastive learning, NNCLR achieves more than 2% improvement on top-1 classification performance. We outperform BYOL[25] (which is the state-of-the-art method among methods that use two views) by more than 1%. We also achieve 3.6% improvement compared to the state of the art clustering based method SwAV [7] in the same setting of using two views. To compare with SwAV’s multi-crop models, we pre-train for 800 epochs with 8 views (two 224×224 and six 96×96 views) using only the larger views to calculate the NNs. In this setting our method outperforms SwAV by 0.3% in Top-1 accuracy. Note that while multi-crop is responsible for 3.5% performance improvement for SwAV, for our method it provides a boost of only 0.2%. However, increasing the number of crops quadratically increases the memory and compute requirements, and is quite costly even when low-resolution crops are used as in [7].

Semi-supervised learning on ImageNet. We evaluate the effectiveness of our features in a semi-supervised setting on ImageNet 1% and 10% subsets following the standard evaluation protocol [10, 25]. We present these results in Table 2. The first key result of Table 2 is that our method outperforms all the state of the art methods on semi-supervised learning on ImageNet 1% subset, including SwAV’s [7] multi-crop setting. This is a clear indication of good generalization capacity of NNCLR features, particularly in low-shot learning scenarios. Using the ImageNet 10% subset, NNCLR outperforms SimCLR [9] and other methods. However, SwAV’s [7] multi-crop setting outperforms our method in ImageNet 10% subset.

4.3. Transfer learning evaluations

We show representations learned using NNCLR are effective for transfer learning on multiple downstream classification tasks on a wide range of datasets. We follow the linear evaluation setup described in [25]. The datasets used in this benchmark are as follows: Food101 [4], CIFAR10 [38], CIFAR100 [38], Birdsnap [3], Sun397 [55], Cars [37], Aircraft [40], VOC2007 [19], DTD [14], Oxford-IIIT-Pets [44], Caltech-101 [20] and Oxford-Flowers [42]. Following the evaluation protocol outlined in [25], we first train a linear classifier using the training set labels while choosing the best regularization hyper-parameter on the respective validation set. Then we combine the train and validation set to create the final training set which is used to train the linear classifier that is evaluated on the test set.

Method	Top-1	Top-5
PIRL [41]	63.6	-
CPC v2 [32]	63.8	85.3
PCL [39]	65.9	-
CMC [50]	66.2	87.0
MoCo v2 [11]	71.1	-
SimSiam [12]	71.3	-
SimCLR v2 [10]	71.7	-
SwAV [7]	71.8	N/A
InfoMin Aug. [51]	73.0	91.1
BYOL [25]	74.3	91.6
NNCLR (ours)	75.4	92.3
SwAV (multi-crop) [7]	75.3	N/A
NNCLR (ours) (multi-crop)	75.6	92.4

Table 1: **ImageNet linear evaluation results.** Comparison with other self-supervised learning methods on ResNet-50 encoder. Methods on the top section use two views only.

Method	ImageNet 1%		ImageNet 10%	
	Top-1	Top-5	Top-1	Top-5
Supervised	25.4	48.4	56.4	80.4
InstDisc [54]	-	39.2	-	77.4
PIRL [41]	-	57.2	-	83.8
PCL [39]	-	75.6	-	86.2
SimCLR [9]	48.3	75.5	65.6	87.8
BYOL [25]	53.2	78.4	68.8	89.0
NNCLR (ours)	56.4	80.7	69.8	89.3
SwAV (multi-crop) [7]	53.9	78.5	70.2	89.9

Table 2: **Semi-supervised learning results on ImageNet.** Top-1 and top-5 performances are reported on fine-tuning a pre-trained ResNet-50 with ImageNet 1% and 10% datasets.

We present transfer learning results in Table 3. NNCLR outperforms supervised features (ResNet-50 trained with ImageNet labels) on 11 out of the 12 datasets. Moreover our method improves over BYOL [25] and SimCLR [9] on 8 out of the 12 datasets. These results further validate the generalization performance of NNCLR features.

4.4. Ablations

In this section we present a thorough analysis of NNCLR. After discussing the default settings, we start by demonstrating the effect of training with nearest-neighbors in a variety of settings. Then, we present several design choices such as support set size, varying k in top-k nearest neighbors, type of nearest neighbors, different training epochs, variations of batch size, and embedding size. We also briefly discuss memory and computational overhead of our method.

Default settings. Unless otherwise stated our support set

Method	Food101	CIFAR10	CIFAR100	Birdsnap	SUN397	Cars	Aircraft	VOC2007	DTD	Pets	Caltech-101	Flowers
BYOL [25]	75.3	91.3	78.4	57.2	62.2	67.8	60.6	82.5	75.5	90.4	94.2	96.1
SimCLR [25]	72.8	90.5	74.4	42.4	60.6	49.3	49.8	81.4	75.7	84.6	89.3	92.6
Sup.-IN [9]	72.3	93.6	78.3	53.7	61.9	66.7	61.0	82.8	74.9	91.5	94.5	94.7
NNCLR	76.7	93.7	79.0	61.4	62.5	67.1	64.1	83.0	75.5	91.8	91.3	95.1

Table 3: **Transfer learning performance** using ResNet-50 pretrained with ImageNet. For all datasets we report Top-1 classification accuracy except Aircraft, Caltech-101, Pets and Flowers for which we report mean per-class accuracy and VOC2007 for which we report 11-point MAP.

Mom. Enc.	Positive	Top-1	Top-5
	View 1	71.4	90.4
	NN of View 1	74.5	91.9
✓	View 1	72.5	91.3
✓	NN of View 1	74.9	92.1

Table 4: **Effect of adding nearest-neighbors as positives** in various settings. Results are obtained for ImageNet linear evaluation.

Method	SimCLR [9]	BYOL [25]	NNCLR
Full aug.	67.9	72.5	72.9
Only crop	40.3 (↓ -27.6)	59.4 (↓ -13.1)	68.2 (↓ -4.7)

Table 5: **Performance with only crop augmentation.** ImageNet top-1 performance for linear evaluation is reported.

size during ablation experiments is 32,768 and our batch size is 4096. We train for 1000 epochs with a warm-up of 10 epochs, base learning rate of 0.15 and cosine annealing schedule using the LARS optimizer [59]. We also use the prediction head by default. All the ablations are performed using the ImageNet linear evaluation setting.

Nearest-neighbors as positives. Our core contribution in this paper is using nearest-neighbors (NN) as positives in the context of contrastive self-supervised learning. Here we investigate how this particular change, using nearest neighbors as positives, affects performance in various settings with and without momentum encoders. This analysis is presented in Table 4. First we show using the NNs in contrastive learning (row 2) is 3% better in Top-1 accuracy than using view 1 embeddings (similar to SimCLR) shown in row 1. We also explore using momentum encoder (similar to MoCo [30]) in our contrastive setting. Here using NNs also improves the top-1 performance by 2.4%.

Data Augmentation. Both SimCLR [9] and BYOL [25] rely heavily on a well designed data augmentation pipeline to get the best performance. However, NNCLR is less dependent on complex augmentations as nearest-neighbors already provide richness in sample variations. In this experiment, we remove all color augmentations and Gaussian blur, and train with random crops as the only method of augmentation for 300 epochs following the setup used in [25]. We present the results in Table 5. We notice NNCLR

Method	100	200	400	800
SimCLR [9]	66.5	68.3	69.8	70.4
MoCov2 [11]	67.4	69.9	71.0	72.2
BYOL [25]	66.5	70.6	73.2	74.3
SwAV [7]	66.5	69.1	70.7	71.8
SimSiam [12]	68.1	70.0	70.8	71.3
NNCLR	69.4	70.7	74.2	74.9

Table 6: **Number of pre-training epochs vs. performance.** Results are obtained for ImageNet linear evaluation.

achieves 68.2% top-1 performance on the ImageNet linear evaluation task suffering a performance drop of only 4.7%. On the other hand, SimCLR and BYOL suffer larger relative drops in performance, 27.6% and 13.1% respectively. The gap in performance drop reduces as we train our approach longer. At 1000 pre-training epochs, NNCLR with all augmentations achieves 74.9% while with only random crops NNCLR manages to get 73.3%, further reducing the gap to just 1.6%. While NNCLR also benefits from complex data augmentation operations, the reliance on color jitter and blurring operations is much less. This is encouraging for adopting NNCLR for pre-training in domains where data transformations used for ImageNet might not be suitable.

Pre-training epochs. In Table 6, we show how our method compares to other methods when we have different pre-training epoch budgets. NNCLR is better than other self-supervised methods when pre-training budget is kept constant. We find that base learning rate of 0.4 works for 100 epochs, and 0.3 works for 200, 400 and 800 epochs.

Support set size. Increasing the size of the support set increases performance in general. We present results of this experiment in Table 7a. By using a larger support set, we increase the chance of getting a closer nearest-neighbour from the full dataset. As also shown in Table 7b, getting the closest (i.e. top-1) nearest-neighbour obtains the best performance, even compared against top-2. We also find that increasing the support set size beyond 98,304 doesn't lead to any significant increase in performance possibly due to an increase in the number of stale embeddings in the support set.

Nearest-neighbor selection strategy. Instead of using the

nearest-neighbor, we also experiment with taking one of the top- k NNs randomly. These results are presented in Table 7b. Here we investigate whether increasing the diversity of nearest-neighbors (i.e. increasing k) results in improved performance. Although our method is somewhat robust to changing the value of k , we find that increasing the top- k beyond $k = 1$ always results in slight degradation in performance. Inspired by recent work [18, 21] we also investigate using a soft-nearest neighbor, a convex combination of embeddings in the support-set where each one is weighted by its similarity to the embedding (see [18] for details). We present results in Table 7e. We find that the soft nearest neighbor can be used for training but results in worse performance than using the hard NN.

Batch size. Batch size has shown to be an important factor that affects performance, particularly in the contrastive learning setting. We vary the batch size and present the results in Table 7c. In general, larger batch sizes improve the performance peaking at 4096.

Embedding size. Our method is robust to choice of the embedding size as shown in Table 7d. We vary the embedding size in powers of 2 from 128 to 2048 and find similar performance over all settings.

Prediction head As shown in Table 7f, adding a prediction head results in a modest 0.4% boost in the top-1 performance.

Different implementations of support set. We also investigate some variants of how we can implement the support set from which we sample the nearest neighbor. We present results of this experiment in Table 8. In the first row, instead of using a queue, we pass a random set of images from the dataset through the current encoder and use the nearest neighbor from that set of embeddings. This works reasonably well but we are limited by how many examples we can fit in accelerator memory. Hence, we cannot increase the size of this set beyond 16384, which results in sub-optimal performance. Also using a random set of size 16384 is about four times slower than using a queue (when training with a batch size of 4096) as each forward pass requires four times more samples through the encoder. This experiment also shows that NNCLR does not need features of past samples (akin to momentum encoders [30]) to learn representations. We also experiment with updating the elements in the support set randomly as opposed to the default FIFO manner. We find that FIFO results in more than 2% better performance.

Compute overhead. We find increasing the size of the queue results in improved performance but this improvement comes at a cost of additional memory and compute required while training. In Table 9 we show how queue scaling with $d = 256$ affects memory required during training and number of training steps per second. With a support size of about 98k elements we require a modest 100 MB more in memory.

4.5. Discussion

Ground Truth Nearest Neighbor. We investigate two aspects of the NN: first, how often does the NN have the same ImageNet label as the query; and second, if the NN is always picked to be from the same ImageNet class (with an Oracle algorithm), then what is the effect on training and the final performance? Figure 3, shows how the accuracy of the NN picked from the queue varies as training proceeds. We observe that towards the end of training the accuracy of picking the right neighbor (i.e. from the same class) is about 57%. The reason that it is not higher is possibly due to random crops being of the background, and thus not containing the object described by the ImageNet label.

We next investigate if NNCLR can achieve better performance if our top-1 NN is always from the same ImageNet class. This is quite close to the supervised learning setup except instead of training to predict classes directly, we train using our self-supervised setup. A similar experiment has also been described as *UberNCE* in [27]. This experiment verifies if our training dynamics prevent the model from converging to the performance of a supervised learning baseline even when the true NN is known. To do so, we store the ImageNet labels of each element in the queue and always pick a NN with the same ImageNet label as the query view. We observe that with such a setting we achieve 75.8% accuracy in 300 epochs. With the Top-1 NN from the support set, we manage to get 72.9% in 300 epochs. This suggests that there is still a possibility of improving performance with a better NN picking strategy, although it might be hard to design one that works in a purely unsupervised way.

Training curves. In Figure 4 we show direct comparison between training using cross-entropy loss with an augmentation of the same view as positive (SimCLR) and training with NN as positive (NNCLR). The training loss curves indicate NNCLR is a more difficult task as the training needs to learn from hard positives from other samples in the dataset. Linear evaluation on ImageNet classification shows that it takes about 120 epochs for NNCLR to start outperforming SimCLR, and remains higher until the end of pre-training at 1000 epochs.

NNs in Support Set. In Fig. 5 we show a typical batch of nearest neighbors retrieved from the support set towards the end of training. Column 1 shows examples of view 1, while the other elements in each row shows the retrieved nearest neighbor from the support set. We hypothesize that the improvement in performance is due to this diversity introduced in the positives, something that is not covered by pre-defined data augmentation schemes. We observe that while many times the retrieved NNs are from the same class, it is not uncommon for the retrieval to be based on other similarities like texture. For example, in row 3 we observe retrieved images are all of underwater images and row 4

Queue Size	8192	16384	32768	65536	98304
Top-1	73.6	74.2	74.9	75.0	75.4
Top-5	91.2	91.7	92.1	92.2	92.3

(a) Support set size

Batch size	256	512	1024	2048	4096	8192
Top-1	68.7	71.7	72.9	73.5	74.9	74.3
Top-5	88.7	90.4	91.1	91.6	92.1	91.9

(c) Batch size.

Type of NN	Top-1	Top-5
Soft nearest-neighbor	71.4	90.4
Hard nearest-neighbor	74.9	92.1

(e) Soft vs. hard nearest neighbors as positives.

k in Top- k NN	1	2	4	8	16	32
Top-1	74.9	74.1	73.8	73.8	73.8	73.2
Top-5	92.1	91.6	91.5	91.4	91.3	91.2

(b) Varying k in Top- k NN

d	128	256	512	1024	2048
Top-1	74.9	74.9	74.8	74.9	74.6
Top-5	92.1	92.1	92.0	92.0	92.0

(d) Varying embedding size d

Prediction MLP	Top-1	Top-5
	74.5	92.0
✓	74.9	92.1

(f) Effect of prediction head.

Table 7: **NNCLR Ablation Experiments.** Results are obtained for ImageNet linear evaluation.

Support set variant	Size	Top-1	Top-5
NNs from current encoder	16384	74.0	91.8
NNs from queue (older embeddings)	16384	74.2	91.7

Table 8: **Different implementations of the support set.**

Queue Size	8192	16384	32768	65536	98304
Memory (MB)	8.4	16.8	33.6	67.3	100.8
Steps per sec	6.41	6.33	6.14	5.95	5.68

Table 9: **Queue size computational overheads.**

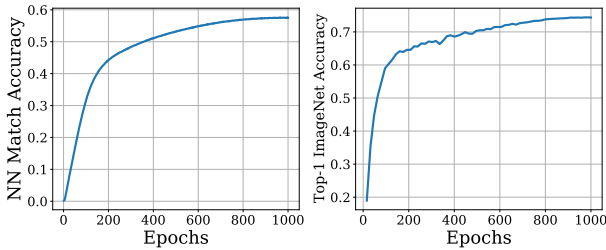


Figure 3: **NN Match Accuracy vs. Performance.**

retrievals are not from a dog class but are all images with cages in them.

5. Conclusion

We present an approach to increase the diversity of positives in contrastive self-supervised learning. We do so by using the nearest-neighbors from a support set as positives. NNCLR achieves state of the art performance on multiple datasets. Our method also reduces the reliance on data augmentation techniques drastically.

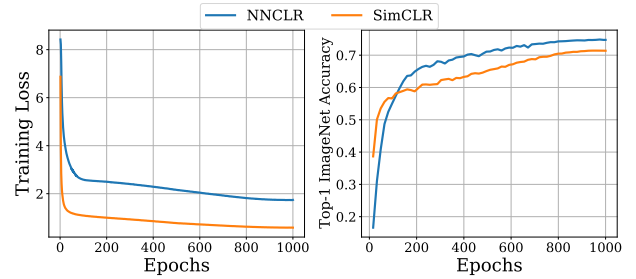


Figure 4: **NNCLR vs SimCLR** Training curves and linear evaluation curves.




Figure 5: **Nearest neighbors from support set** show the increased diversity of positives in NNCLR.

References

- [1] Yuki Markus Asano, Christian Rupprecht, and Andrea Vedaldi. Self-labelling via simultaneous clustering and

- representation learning. *arXiv preprint arXiv:1911.05371*, 2019. 2
- [2] Miguel A Bautista, Artsiom Sanakoyeu, Ekaterina Sutter, and Björn Ommer. Cliqecnn: Deep unsupervised exemplar learning. *arXiv preprint arXiv:1608.08792*, 2016. 2
 - [3] Thomas Berg, Jiongxin Liu, Seung Woo Lee, Michelle L. Alexander, David W. Jacobs, and Peter N. Belhumeur. Birdsnap: Large-scale fine-grained visual categorization of birds. In *Proc. Conf. Computer Vision and Pattern Recognition (CVPR)*, June 2014. 5
 - [4] Lukas Bossard, Matthieu Guillaumin, and Luc Van Gool. Food-101 – mining discriminative components with random forests. In *European Conference on Computer Vision*, 2014. 5
 - [5] Mathilde Caron, Piotr Bojanowski, Armand Joulin, and Matthijs Douze. Deep clustering for unsupervised learning of visual features. In *Proceedings of the European Conference on Computer Vision (ECCV)*, pages 132–149, 2018. 2
 - [6] Mathilde Caron, Piotr Bojanowski, Julien Mairal, and Armand Joulin. Unsupervised pre-training of image features on non-curved data. In *Proceedings of the IEEE/CVF International Conference on Computer Vision*, pages 2959–2968, 2019. 2
 - [7] Mathilde Caron, Ishan Misra, Julien Mairal, Priya Goyal, Piotr Bojanowski, and Armand Joulin. Unsupervised learning of visual features by contrasting cluster assignments. *arXiv preprint arXiv:2006.09882*, 2020. 2, 3, 5, 6
 - [8] Gal Chechik, Varun Sharma, Uri Shalit, and Samy Bengio. Large scale online learning of image similarity through ranking. 2010. 2
 - [9] Ting Chen, Simon Kornblith, Mohammad Norouzi, and Geoffrey Hinton. A simple framework for contrastive learning of visual representations. In *International conference on machine learning*, pages 1597–1607. PMLR, 2020. 1, 2, 3, 4, 5, 6
 - [10] Ting Chen, Simon Kornblith, Kevin Swersky, Mohammad Norouzi, and Geoffrey Hinton. Big self-supervised models are strong semi-supervised learners. *arXiv preprint arXiv:2006.10029*, 2020. 2, 4, 5
 - [11] Xinlei Chen, Haoqi Fan, Ross Girshick, and Kaiming He. Improved baselines with momentum contrastive learning. *arXiv preprint arXiv:2003.04297*, 2020. 2, 5, 6
 - [12] Xinlei Chen and Kaiming He. Exploring simple siamese representation learning. *arXiv preprint arXiv:2011.10566*, 2020. 5, 6
 - [13] Ondrej Chum, James Philbin, Josef Sivic, Michael Isard, and Andrew Zisserman. Total recall: Automatic query expansion with a generative feature model for object retrieval. In *2007 IEEE 11th International Conference on Computer Vision*, pages 1–8. IEEE, 2007. 3
 - [14] M. Cimpoi, S. Maji, I. Kokkinos, S. Mohamed, and A. Vedaldi. Describing textures in the wild. In *Proceedings of the IEEE Conf. on Computer Vision and Pattern Recognition (CVPR)*, 2014. 5
 - [15] Carl Doersch, Abhinav Gupta, and Alexei A Efros. Unsupervised visual representation learning by context prediction. In *Proceedings of the IEEE international conference on computer vision*, pages 1422–1430, 2015. 2
 - [16] Carl Doersch, Saurabh Singh, Abhinav Gupta, Josef Sivic, and Alexei Efros. What makes paris look like paris? *ACM Transactions on Graphics*, 31(4), 2012. 3
 - [17] Alexey Dosovitskiy, Jost Tobias Springenberg, Martin Riedmiller, and Thomas Brox. Discriminative unsupervised feature learning with convolutional neural networks. Citeseer, 2014. 2
 - [18] Debidatta Dwibedi, Yusuf Aytar, Jonathan Tompson, Pierre Sermanet, and Andrew Zisserman. Temporal cycle-consistency learning. In *Proceedings of the IEEE/CVF Conference on Computer Vision and Pattern Recognition*, pages 1801–1810, 2019. 7
 - [19] M. Everingham, L. Van Gool, C. K. I. Williams, J. Winn, and A. Zisserman. The PASCAL Visual Object Classes Challenge 2007 (VOC2007) Results. <http://www.pascal-network.org/challenges/VOC/voc2007/workshop/index.html>. 5
 - [20] Li Fei-Fei, Rob Fergus, and Pietro Perona. Learning generative visual models from few training examples: An incremental bayesian approach tested on 101 object categories. *Computer Vision and Pattern Recognition Workshop*, 2004. 5
 - [21] Nicholas Frosst, Nicolas Papernot, and Geoffrey Hinton. Analyzing and improving representations with the soft nearest neighbor loss. In *International Conference on Machine Learning*, pages 2012–2020. PMLR, 2019. 7
 - [22] Dedre Gentner and Laura L Namy. Comparison in the development of categories. *Cognitive Development*, 14(4):487–513, 1999. 1
 - [23] Spyros Gidaris, Andrei Bursuc, Nikos Komodakis, Patrick Pérez, and Matthieu Cord. Learning representations by predicting bags of visual words. In *Proceedings of the IEEE/CVF Conference on Computer Vision and Pattern Recognition*, pages 6928–6938, 2020. 2
 - [24] Spyros Gidaris, Praveer Singh, and Nikos Komodakis. Unsupervised representation learning by predicting image rotations. *arXiv preprint arXiv:1803.07728*, 2018. 2
 - [25] Jean-Bastien Grill, Florian Strub, Florent Altché, Corentin Tallec, Pierre H Richemond, Elena Buchatskaya, Carl Doersch, Bernardo Avila Pires, Zhaohan Daniel Guo, Mohammad Gheshlaghi Azar, et al. Bootstrap your own latent: A new approach to self-supervised learning. *arXiv preprint arXiv:2006.07733*, 2020. 1, 2, 4, 5, 6
 - [26] Raia Hadsell, Sumit Chopra, and Yann LeCun. Dimensionality reduction by learning an invariant mapping. In *2006 IEEE Computer Society Conference on Computer Vision and Pattern Recognition (CVPR'06)*, volume 2, pages 1735–1742. IEEE, 2006. 2
 - [27] Tengda Han, Weidi Xie, and Andrew Zisserman. Self-supervised co-training for video representation learning. In *NeurIPS*, 2020. 2, 3, 7
 - [28] James Hays and Alexei A Efros. Scene completion using millions of photographs. *ACM Transactions on Graphics (ToG)*, 26(3):4-es, 2007. 3
 - [29] James Hays and Alexei A Efros. Im2gps: estimating geographic information from a single image. In *2008 IEEE conference on computer vision and pattern recognition*, pages 1–8. IEEE, 2008. 3
 - [30] Kaiming He, Haoqi Fan, Yuxin Wu, Saining Xie, and Ross Girshick. Momentum contrast for unsupervised visual representation learning. In *Proceedings of the IEEE/CVF Conference on Computer Vision and Pattern Recognition*, pages

- 9729–9738, 2020. 1, 2, 3, 4, 6, 7
- [31] Kaiming He, Xiangyu Zhang, Shaoqing Ren, and Jian Sun. Deep residual learning for image recognition. In *Proceedings of the IEEE conference on computer vision and pattern recognition*, pages 770–778, 2016. 4
 - [32] Olivier Henaff. Data-efficient image recognition with contrastive predictive coding. In *International Conference on Machine Learning*, pages 4182–4192. PMLR, 2020. 5
 - [33] Jiabo Huang, Qi Dong, Shaogang Gong, and Xiatian Zhu. Unsupervised deep learning by neighbourhood discovery. In *International Conference on Machine Learning*, pages 2849–2858. PMLR, 2019. 2
 - [34] Sergey Ioffe and Christian Szegedy. Batch normalization: Accelerating deep network training by reducing internal covariate shift. In *International conference on machine learning*, pages 448–456. PMLR, 2015. 4
 - [35] Chao Jia, Yinfei Yang, Ye Xia, Yi-Ting Chen, Zarana Parekh, Hieu Pham, Quoc V Le, Yunhsuan Sung, Zhen Li, and Tom Duerig. Scaling up visual and vision-language representation learning with noisy text supervision. *arXiv preprint arXiv:2102.05918*, 2021. 4
 - [36] Prannay Khosla, Piotr Teterwak, Chen Wang, Aaron Sarna, Yonglong Tian, Phillip Isola, Aaron Maschinot, Ce Liu, and Dilip Krishnan. Supervised contrastive learning. In *NeurIPS*, 2020. 2
 - [37] Jonathan Krause, Michael Stark, Jia Deng, and Li Fei-Fei. 3d object representations for fine-grained categorization. In *4th International IEEE Workshop on 3D Representation and Recognition (3dRR-13)*, Sydney, Australia, 2013. 5
 - [38] Alex Krizhevsky. Learning multiple layers of features from tiny images. Technical report, 2009. 5
 - [39] Junnan Li, Pan Zhou, Caiming Xiong, Richard Socher, and Steven CH Hoi. Prototypical contrastive learning of unsupervised representations. *arXiv preprint arXiv:2005.04966*, 2020. 5
 - [40] S. Maji, J. Kannala, E. Rahtu, M. Blaschko, and A. Vedaldi. Fine-grained visual classification of aircraft. Technical report, 2013. 5
 - [41] Ishan Misra and Laurens van der Maaten. Self-supervised learning of pretext-invariant representations. In *Proceedings of the IEEE/CVF Conference on Computer Vision and Pattern Recognition*, pages 6707–6717, 2020. 5
 - [42] M-E. Nilsback and A. Zisserman. Automated flower classification over a large number of classes. In *Proceedings of the Indian Conference on Computer Vision, Graphics and Image Processing*, Dec 2008. 5
 - [43] Aaron van den Oord, Yazhe Li, and Oriol Vinyals. Representation learning with contrastive predictive coding. *arXiv preprint arXiv:1807.03748*, 2018. 3
 - [44] O. M. Parkhi, A. Vedaldi, A. Zisserman, and C. V. Jawahar. Cats and dogs. In *IEEE Conference on Computer Vision and Pattern Recognition*, 2012. 5
 - [45] Deepak Pathak, Ross Girshick, Piotr Dollár, Trevor Darrell, and Bharath Hariharan. Learning features by watching objects move. In *Proceedings of the IEEE Conference on Computer Vision and Pattern Recognition*, pages 2701–2710, 2017. 2
 - [46] Alec Radford, Jong Wook Kim, Chris Hallacy, Aditya Ramesh, Gabriel Goh, Sandhini Agarwal, Girish Sastry, Amanda Askell, Pamela Mishkin, Jack Clark, et al. Learning transferable visual models from natural language supervision. *arXiv preprint arXiv:2103.00020*, 2021. 4
 - [47] Florian Schroff, Dmitry Kalenichenko, and James Philbin. Facenet: A unified embedding for face recognition and clustering. In *Proceedings of the IEEE conference on computer vision and pattern recognition*, pages 815–823, 2015. 2
 - [48] Saurabh Singh, Abhinav Gupta, and Alexei A Efros. Unsupervised discovery of mid-level discriminative patches. In *European Conference on Computer Vision*, pages 73–86. Springer, 2012. 3
 - [49] Kihyuk Sohn. Improved deep metric learning with multi-class n-pair loss objective. In *Proceedings of the 30th International Conference on Neural Information Processing Systems*, pages 1857–1865, 2016. 3
 - [50] Yonglong Tian, Dilip Krishnan, and Phillip Isola. Contrastive multiview coding. *arXiv preprint arXiv:1906.05849*, 2019. 2, 5
 - [51] Yonglong Tian, Chen Sun, Ben Poole, Dilip Krishnan, Cordelia Schmid, and Phillip Isola. What makes for good views for contrastive learning. *arXiv preprint arXiv:2005.10243*, 2020. 5
 - [52] Xiaolong Wang and Abhinav Gupta. Unsupervised learning of visual representations using videos. In *Proceedings of the IEEE international conference on computer vision*, pages 2794–2802, 2015. 2
 - [53] Zhirong Wu, Alexei A Efros, and Stella X Yu. Improving generalization via scalable neighborhood component analysis. In *Proceedings of the European Conference on Computer Vision (ECCV)*, pages 685–701, 2018. 2, 3
 - [54] Zhirong Wu, Yuanjun Xiong, Stella X Yu, and Dahua Lin. Unsupervised feature learning via non-parametric instance discrimination. In *Proceedings of the IEEE Conference on Computer Vision and Pattern Recognition*, pages 3733–3742, 2018. 1, 2, 3, 5
 - [55] J. Xiao, J. Hays, K. A. Ehinger, A. Oliva, and A. Torralba. Sun database: Large-scale scene recognition from abbey to zoo. In *2010 IEEE Computer Society Conference on Computer Vision and Pattern Recognition*, pages 3485–3492, June 2010. 5
 - [56] Junyuan Xie, Ross Girshick, and Ali Farhadi. Unsupervised deep embedding for clustering analysis. In *International conference on machine learning*, pages 478–487. PMLR, 2016. 2
 - [57] Xueting Yan, Ishan Misra, Abhinav Gupta, Deepti Ghadiyaram, and Dhruv Mahajan. Clusterfit: Improving generalization of visual representations. In *Proceedings of the IEEE/CVF Conference on Computer Vision and Pattern Recognition*, pages 6509–6518, 2020. 2
 - [58] Jianwei Yang, Devi Parikh, and Dhruv Batra. Joint unsupervised learning of deep representations and image clusters. In *Proceedings of the IEEE conference on computer vision and pattern recognition*, pages 5147–5156, 2016. 2
 - [59] Yang You, Igor Gitman, and Boris Ginsburg. Large batch training of convolutional networks. *arXiv preprint arXiv:1708.03888*, 2017. 4, 6
 - [60] Chengxu Zhuang, Alex Lin Zhai, and Daniel Yamins. Local aggregation for unsupervised learning of visual embeddings. In *Proceedings of the IEEE/CVF International Conference on Computer Vision*, pages 6002–6012, 2019. 2, 3