

HaGRID – HAnd Gesture Recognition Image Dataset

Kapitanov Alexander*

kapitanovalexander@gmail.com

Kvanchiani Karina*

karinakvanciani@gmail.com

Nagaev Alexander*

sashanagaev1111@gmail.com

Kraynov Roman*

ranakraynov@gmail.com

Makhliarchuk Andrei*

helloworld106@gmail.com

SaluteDevices, Russia

Abstract

This paper introduces an enormous dataset, *HaGRID* (*HAnd Gesture Recognition Image Dataset*), to build a hand gesture recognition (HGR) system concentrating on interaction with devices to manage them. That is why all 18 chosen gestures are endowed with the semiotic function and can be interpreted as a specific action. Although the gestures are static, they were picked up, especially for the ability to design several dynamic gestures. It allows the trained model to recognize not only static gestures such as “like” and “stop” but also “swipes” and “drag and drop” dynamic gestures. The *HaGRID* contains 554,800 images and bounding box annotations with gesture labels to solve hand detection and gesture classification tasks. The low variability in context and subjects of other datasets was the reason for creating the dataset without such limitations. Utilizing crowdsourcing platforms allowed us to collect samples recorded by 37,583 subjects in at least as many scenes with subject-to-camera distances from 0.5 to 4 meters in various natural light conditions. The influence of the diversity characteristics was assessed in ablation study experiments. Also, we demonstrate the *HaGRID* ability to be used for pretraining models in HGR tasks. The *HaGRID* and pre-trained models are publicly available¹².

1. Introduction

Using gestures in human communication plays a vital role [6]: they can emotionally reinforce statements or entirely replace them. Moreover, Hand Gesture Recognition (HGR) can be a part of human-computer interaction to determine the gesture a person shows to the camera and per-




Figure 1. The 18 gesture classes included in *HaGRID* (“inv.” is the abbreviation of “inverted”).

form an action corresponding to it. Since people universally use gestures in real life, building HGR systems can improve user experience and accelerate processes in such domains as the automotive sector [27], [26], home automation systems [3], multimedia applications, a wide variety of video/streaming platforms (Zoom, Skype, Discord, Jazz, etc.), and others [10], [5]. Besides, such a system can be a part of a virtual assistant or service for active sign language users – hearing and speech-impaired [9], [24].

The primary objective of our study was to build the HGR system for the following implementation in home automation devices with virtual assistants³⁴ and the video conferencing service Jazz⁵. Primarily, the set of gestures must be intuitive [30] and straightforward, so that system users can remember them for comfort interaction. Also, the HGR system should be designed with gestures suitable for controlling it; frequently, these are gestures with semiotic and

*These authors contributed equally to this work.

¹<https://github.com/hukenovs/hagrid>

²<https://gitlab.aicloud.sbercloud.ru/rndcv/hagrid>

³<https://sberdevices.ru/sberportal/>

⁴<https://sberdevices.ru/sberboxtop/>

⁵<https://developers.sber.ru/portal/products/jazz-by-sber>

Dataset	Samples	Classes	Subjects	Scenes	Resolution	Annotations	Annotation Method
LaRED, 2014 [13]	243,000	81	10	10	640 × 480	masks	automatically
OУHANDS, 2016 [22]	3,000	10	23	various	640 × 480	masks, boxes	automatically
HANDS, 2021 [25]	12,000	29	5	5	960 × 540	boxes	–
SHAPE, 2022 [2]	33,471	32	20	various	4128 × 3096	masks, boxes	manually
HaGRID, 2023	554,800	18 + 1	37,583	≥ 37,583	1920 × 1080	boxes	manually

Table 1. The main parameters of the mentioned hand static gesture datasets. + 1 in the third column means the dataset contains an extra class “no gesture”. The number of scenes in the last row cannot exceed the number of subjects. Note that the HaGRID consists of at least 90% FullHD images. The information about the annotation method for the HANDS dataset was not found.

ergotic functions [8]. Semiotic gestures aim at sharing information, in our case, between humans and computers, to receive a system response and can be static or dynamic. In comparison, the ergotic gestures are manipulated with objects (e.g., swipe or drag and drop something) and can only be dynamic. Given the above and the necessity of a real-time system in our domains that uses lightweight models, datasets containing images with static gestures are more suitable. Besides, related applications require that the HGR system exclusively make decisions based on gestures, i.e., be robust to the amount of context in images, background, subjects, and lighting conditions.

This paper presents the HaGRID dataset to design the above HGR system for home automation devices and services because existing datasets’ characteristics are insufficient (Section 2). The proposed dataset contains more than half a million images divided into 18 classes of not-language-oriented gesture signs (Fig. 1). Such gestures are chosen to design a device control system and serve one semiotic functional role. Section 4.3 of this paper presents a methodology for designing dynamic ergotic gestures by combining a set of static semiotic ones. A small lexicon of the most comfortably designed actions in the dataset is conceived to reduce HGR system complexity and avoid unnecessary cognitive load on the device user. We also added an extra class with samples of natural hand movements and called it “no gesture” to avoid false positive triggering. Remarkably, our dataset consists of many images per class, all with considerable context, which differs in background, lighting, scene, and subjects. This heterogeneity is achieved using two crowdsourcing platforms, namely, Yandex.Toloka⁶ and ABC Elementary⁷. The dataset creation pipeline is also provided in this paper as a contribution.

The HaGRID was annotated by bounding boxes to (1) design dynamic manipulative gestures, (2) error-free recognition at long distances, and in cases where there are several people in the frame, (3) simplify full-frame hand gesture classification task by reducing it to cropped hand image classification. Also, we paid attention to other gesture user

experiences, i.e., the beat dancer app⁸ implemented in our devices – this requires recognizing both hands in the frame, which is impossible without box markup. Besides, bounding box annotations are more stable than keypoint annotations under challenging conditions such as extremal lighting and large subject-to-camera distance.

In Section 5 of this paper, we provided the set of dataset ablation experiments to explore the degree of dataset characteristics’ influence on the result of solving the HGR as classification and detection problems. Besides, we conducted experiments to demonstrate that the HaGRID can be a sufficient dataset for pretraining HGR models with the following finetuning.

2. Related Work

2.1. Hand Gesture Datasets

There are at least 50 hand gesture recognition datasets. Their gesture baskets can be divided into 3 main groups of style [15]: sign language [29] [7], semaphores [17] [31] [13] [25] [22] [2], and manipulation gestures [34] [23] [31]. The first group’s datasets propose complex dynamic gestures, which are more applicable for their original purpose and redundantly for our goals demanding straightforward actions. The last two groups find applications in home automation systems and human-computer interaction and perform semiotic and ergotic roles accordingly. As we aimed to build an HGR system with a predominantly semiotic role by adding manipulative gestures solely using heuristics, only datasets with static gestures are reviewed in this section.

Since the HGR system users presumably will show gestures at a distance from the device, the trained model needs to capture the whole context and search for a person’s hand in it. However, some datasets with static gestures are intended for person-independent systems and contain samples of no human body with only hand parts, i.e., cropped hand images [16] [18], which is why they are unsuitable for us. Static gesture datasets are frequently annotated with the following markup types or their combinations: class labels, bounding boxes, keypoints, and segmentation masks.

⁶<https://toloka.yandex.ru>

⁷<https://elementary.activebc.ru>

⁸<https://apps.sber.ru/salute-apps/>

Only class annotations are insufficient for us due to the need for error-free work on the multiple-hand frames. Segmentation masks are redundant and unsuitable for this task as they are not intended to classify objects so similar as hand gestures well, whereas keypoints are impossible to use as they stick together over long distances. To our knowledge, there are only 4 datasets for static gesture recognition with context and appropriate annotations, including HANDS [25], SHAPES [2], OUHANDS [22], and LaRED [13].

They differ by the number of samples, image resolution, the number of classes, the presence of negative samples, the homogeneity of scenes, and the distance between the camera and each subject. The SHAPE and the OUHANDS are marked by bounding boxes and segmentation masks; the LaRED are marked only with masks, and the HANDS – only with bounding boxes. This paper discusses datasets for solving only hand gesture classification and hand detection problems without segmentation.

The mentioned datasets are not appropriate for constructing our HGR system due to the insufficiency of heterogeneity in such characteristics as scenes and subjects, which negatively affects the heterogeneity in lighting conditions and subject-to-camera distances. In the ablation study (Section 5), the experiments proving the necessity of such characteristics for neural network generalization are provided. Besides, there are other disadvantages to each of them:

- The LaRED dataset [13] is divided into 27 main classes of gestures and 54 additional classes created by rotating the primary gestures about two axes. It was collected by a short-range depth camera, which implies a small context amount in the images; therefore, the trained model is mistaken at a significant subject-to-camera distance. Besides, each subject performed 300 images per class with only slight hand movements, making these images almost identical. Unfortunately, we could not obtain this dataset due to an outdated link.
- The OUHANDS dataset [22] was created to streamline the testing process for Human-Computer Interaction (HCI) tools with 10 unique categories, each containing 300 images. However, training a robust model for our particular task may not be achievable with this dataset. Different recording conditions are only able to improve the situation partially. Besides, most of the subject's hands are close to the camera.
- The HANDS [25] is a dataset for human-robot interaction consisting of 29 suitable for this application gestures, which are simple and easy to use. However, most of them differ little, complicating the use of the HGR system. The authors consider lighting conditions; nevertheless, it cannot be sufficient for dataset variability with only 5 backgrounds.
- The gesture classes of the SHAPE [2] dataset are chosen with a focus on the meaning; however, some gestures are specific in terms of culture, which limits their usefulness to people from other countries. The authors varied external factors during the recording samples and adapted them to the specific domain of mobile-related development by changing sides of taking photos. Despite this, SHAPE is not diverse in subjects, and some gestures are not intuitive for device users.

Note that the SHAPE is not publicly available, and we could not get them upon request from the authors.

The above limitations push us to create a new HGR dataset with no such weaknesses. From Table 1, one can see that the proposed dataset is the largest in sample number and has the highest diversity scores across subjects and scenes, which helps avoid overfitting.

2.2. Dataset Creation Pipeline

Since the dataset creation pipeline is one of our contributions, we reviewed existing pipelines of collecting and annotating HGR datasets. The following creation methods differ in the choice of subjects and their quantity, depending on their number, the method of recording and transferring samples, and data diversification and annotation methods.

Most of the reviewed datasets were created by manual recording, which prevented them from being more heterogeneous and containing enough samples. To improve the situation slightly, the dataset's authors attempted to diversify the data. As an illustration, a variety of the HANDS dataset was achieved through (1) 5 different backgrounds, (2) the presence of cluttered and uniform backgrounds while the subject is standing still or moving, and (3) artificial and natural lights. The SHAPE was diversified by varying subject-to-camera distances, backgrounds, and clothing. LaRED dataset's authors optimized data recording using their software tool. However, the requirement for subjects to record 100 frames for each gesture three times entails low data variability. The HANDS and the SHAPE operate one of the tricks in creating data in such limited conditions performing the same gesture with both hands to optimize the collecting and annotating of images and increasing the number of classes by 2 times (right-hand and left-hand gestures are 2 different classes). Regarding the labeling process, as we know, only the SHAPE dataset was annotated manually. Segmentation masks in the OUHANDS and the LaRED were generated using depth images, which entails the roughness of this markup.

The most significant limitations of existing static gesture datasets are homogeneous context, restricted subject amount, and insufficient number of samples to train robust HGR models. It is affected by the creation of a datasets pipeline founded on manual recording in the controlled lab environment [14]. We utilize crowdsourcing platforms to overcome these restrictions and build close-to-real distribution variant data. The authors [14] underlined that this choice of data creation method can enhance recognition performance.

3. HaGRID Dataset

The need for a combination of such characteristics as (1) high-resolution images, (2) heterogeneity across the image

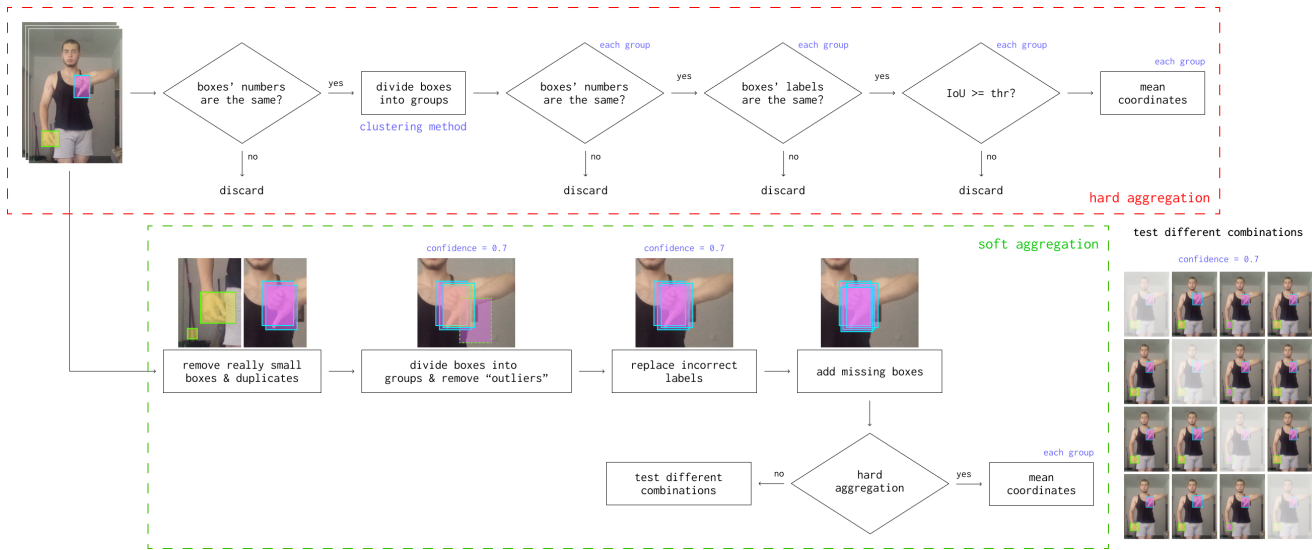


Figure 2. Bounding box aggregation pipeline. For hard aggregation, consistency checks are applied for all markups before averaging. If it fails, soft aggregation prepares for successful hard aggregation.

scene, subjects, their age and gender, lighting, subject-to-camera distance, (3) a sufficient number of samples, and (4) static and functional gestures became the motivation for creating the HaGRID and involving crowdsourcing platforms for it. The dataset comprises more than half a million predominantly FullHD RGB images, with the most suitable for our domain 18 gestures and a “no gesture” class. The dataset was recorded with 37,583 subjects and at least an equal number of unique scenes, displaying heterogeneity in other characteristics. In addition to class division, the HaGRID is annotated by bounding boxes for the hand detection problem: each image has n corresponding bounding boxes for n hands in a frame, where $n \in [1, 2]$.

3.1. Dataset Creating Pipeline

The dataset creation pipeline is described step by step to showcase how heterogeneity is achieved and to provide details on the dataset’s content and quality. The dataset was created in 4 stages: (1) the image collection stage called mining; (2) the validation stage, where mining rules and some conditions are checked; (3) the filtration of inappropriate images; and (4) the annotation stage for markup bounding boxes. The classification stage is built into the mining, validation, and annotation pipelines by splitting pools for each gesture class. We use two Russian crowdsourcing platforms: Yandex.Toloka (1, 2, and 4 steps) and ABC Elementary (3 and 4 steps) to complete these stages. Note that all crowd workers are aware of the prohibition on the transfer of personal data to third parties and the presence of dubious content. Using two platforms at the annotation stage allows us to increase the final annotation confidence due to the two different annotator domains’ involvement.

The details of each of the steps are as follows:

1. Mining. The crowd workers’ task was to take a photo of themselves with the particular gesture indicated in the task description. We define the following criteria: (1) the annotator must be at a distance of 0.5 – 4 meters from the camera, and (2) the hand with gesture must be entirely in the frame. Sometimes, we altered lighting conditions from low light to a bright light source to make the neural network resilient to extreme cases. Periodically, we changed countries in mining tasks on the crowdsourcing platform, covering more ethnic groups due to their correlation with countries. All received images were also checked for duplicates using image hash comparison [4]. The mining tasks were accompanied by instructions with a warning about the further publication of the crowd workers’ photos.

2. Validation. We implemented the validation stage to achieve high-confidence images by removing those where the conditions for the mining stage were not fulfilled. The validation stage aims to favor correctly executed images at the mining stage, i.e., classify them with classes “correct” and “incorrect”; only “correct” images get into the dataset. For the high-quality validation, we operated tricks such as access to the main tasks after training and exams and using control tasks to prevent crowd workers from cheating. For each image at this stage, we set in the system the dynamic overlap of 3 to 5 performers, i.e., each assignment was completed by at least three crowd workers. Based on the majority rule, some photos were rejected, while the rest have been passed to the filtration stage. After the validation stage, about 70% of images remained for each gesture.

3. Filtration. For ethical reasons, images of children, people without clothes, and images with inscriptions were

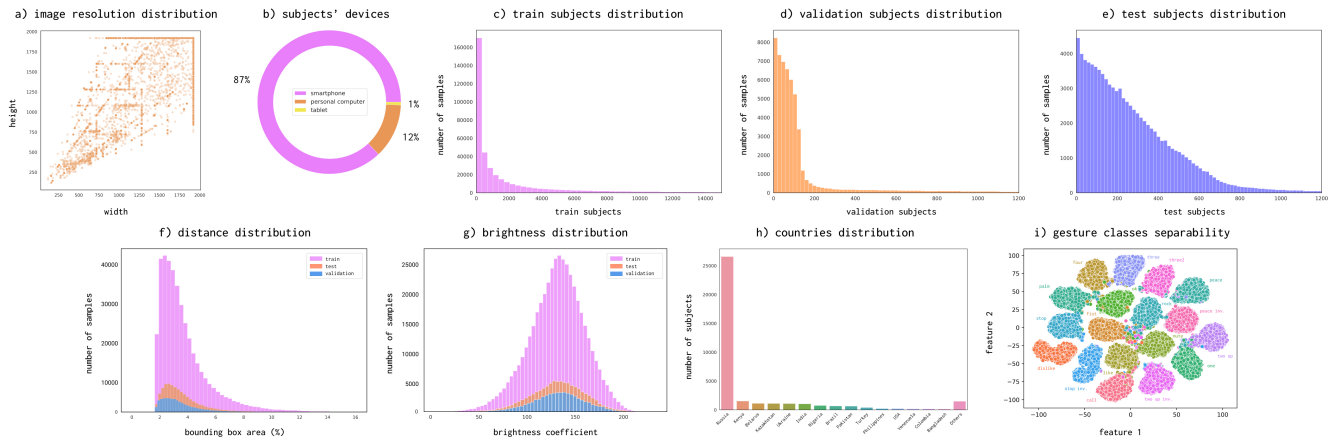


Figure 3. Image resolution, brightness, subject-to-camera distance, subjects, and class separability analysis. a) image resolution distribution: samples overlap with equal transparency and density reveals quantity, the minimum dimension of 90% images is 1,080; b) subjects’ devices: only smartphones, personal computers, and tablets were used while recording; c), d), e) image distribution by subjects in train, validation, and test sets, respectively; f) subject-to-distance distribution: distance was computed as bounding box area relative to the whole image (the boxes occupy up to 16% of the image); g) brightness distribution: images were converted to grayscale, and average pixel brightness was received; h) subjects’ countries distribution; i) t-SNE plot by ResNet-18 features.

removed from the HaGRID at this stage. We use a solid rule for the filtration stage – 5 workers should filter each image. For an answer to be accepted, it must receive at least four positive votes from workers. Similar to the validation stage, annotators pass a thorough exam, training, and control tasks at the filtration stage. More than 85% images passed the filtration stage.

4. Annotation. At the annotation stage, after passing the exam, crowd workers should draw a bounding box around the gesture on each image and another one around the hand without the gesture if it is entirely in the frame with specific labels (“gesture” or “no gesture”). Annotation overlap is placed dynamically from 3 to 5 in each crowdsourcing platform. All markups, ranging from 6 to 10, are collected from two platforms and aggregated by one of the two schemes – hard and soft aggregation algorithms (see Fig. 2). About 5% of images are not aggregated after the maximum overlap is not included in the dataset.

3.2. Dataset Characteristics

Size and Quality. HaGRID size is approximately 770 GB – it includes more than 550 thousand images divided into 18 most intuitive classes of gestures: “call”, “dislike”, “fist”, “four”, “like”, “mute”, “ok”, “one”, “palm”, “peace”, “peace inverted”, “rock”, “stop”, “stop inverted”, “three”, “three2”, “two up”, “two up inverted” (shown in Fig. 1). Since the HaGRID was designed to control devices or device apps, gestures are endowed to raise specific associations due to their meaning (see Table 4 in the supplementary material). Such gestures allow us to solve particular problems, such as like/dislike something by relevant signs, play/stop the recording by “peace” and “stop”,

turning on/off the sound by “peace” and “mute”, controlling the adjustable scale (e.g., volume scale) by “one”, “peace”, “three”, “four”, “palm” and their combinations, etc. In addition, the user can combine some static gestures to create a new dynamic gesture not included in the dataset (Section 4.3). Each gesture class contains more than 30,000 high-resolution RGB images (Fig. 3a).

Content. The HaGRID was recorded by 37,583 unique faces in at least as many unique scenes. The subjects’ ages vary from 18 to 65 years old and are gender balanced. The subjects are primarily from Russia and, to a lesser degree, 115 other countries; this distribution is proposed in Fig. 3h. We considered the scene specifics of such applications as home automation and video conferencing services, and we preferred mainly indoor context with considerable variation in lighting, including artificial and natural light. Besides, the dataset includes images taken in extreme conditions, such as facing and standing back to a window (see Fig. 3g). Also, the subjects demonstrated gestures at different distances from the camera (Fig. 3f) of the smartphone, personal computer, or tablet (Fig. 3b). All images contain context information that is significant for our applications (see Fig. 5 in the supplementary material). The mean and standard deviation of HaGRID images’ pixel values are equal [0.54, 0.499, 0.473] and [0.231, 0.232, 0.229], respectively.

Annotations. The HaGRID was annotated by bounding boxes, the optimal annotation type for our applications. Such a choice allows us to train lightweight hand gesture detectors or recognize swipes and other dynamic gestures for interaction with objects on the device’s screen. Each image was annotated by at least one box for a hand with a gesture. If the second hand is in the frame – the bound-

Model	Model size (MB)	Parameters (M)	Inference time (ms)	Metrics	
				F1-score	mAP
ResNet-18	89.6	11.2	49.25	97.5	-
ResNet-152	466.5	58.3	292.6	95.5	-
ResNeXt-50	184.6	23.2	135.6	98.3	-
ResNeXt-101	696.4	87	397.2	97.5	-
MobileNetV3 small	12.5	1.6	10.6	86.4	-
MobileNetV3 large	34	4.3	33.4	91.9	-
VitB16	686.6	85.9	325.5	91.1	-
RetinaNet ResNet-50	294.2	38.2	235	-	79.1
SSDLite MobileNetV3 small	9.4	1.9	30.7	-	57.7
SSDLite MobileNetV3 large	20	3.4	52.5	-	71.6
YoloV7 tiny	49	6	14.4	-	71.6

Table 2. Models’ training results on the HaGRID. F1-score and mAP (mean Average Precision) were chosen as the classification and detection metrics, respectively. Intel(R) Xeon(R) Platinum 8168 CPU @ 2.70GHz is used for computing inference time.

ing box is provided for it with the extra class “no gesture”. Although the “no gesture” hands are predominantly passive and thus similar to each other, it’s sufficient to eliminate primitive false positive errors (see the demo in the repository). We plan to diversify the extra class by adding samples with natural hand movements similar to target gestures in future dataset versions. Only 108,056 images contain a bounding box with an extra class. Bounding box annotations are proposed in COCO [21] format with normalized relative coordinates.

Splitting. The dataset was split into training (74%), validation (10%) and testing (16%) sets by subject. The subjects in training, validation, and testing sets equal 33,966, 1,908, and 1,709, respectively. Figure 3c-e indicates that the test and validation sets were purposely designed to be more heterogeneous in subjects than the train set for the most representative results. Each set preserved the original distributions of brightness, subject-to-camera distance, age, and gender due to their random sampling.

In addition, the anonymized user ID hash is proposed in the annotation file, which allows the researchers to split the HaGRID themselves. Since the dataset size is large, we designed a small version (100 samples per class) of the HaGRID with annotations for preview at the link for its user comfort. For the same reason, the downscaled version (where the maximum image dimension is 512) with a 26 GB size is available. Dataset users can take advantage of automatically generated keypoint annotations by MediaPipe [1] to train hand estimation models. Besides, keypoint annotations can be used to pre-train the model on the HaGRID and finetune on the other hand gesture classes.

4. Base Experiments

To assess the capabilities of the dataset, we evaluated 11 popular architectures of heterogeneous size and number of parameters for the two HGR tasks: hand detection and

hand gesture classification. We chose SSDLite with MobileNetV3 small and large backbones [28], RetinaNet with ResNet50 backbone [20] and YoloV7 tiny [32] as detectors, and set of 7 architectures consisting of ResNet-18, ResNet-152 [11], ResNeXt-50, ResNeXt-101 [33], ViTB16, MobileNetV3 small and MobileNetV3 large [12] as classifiers.

4.1. Experiment Setup

Due to the large dataset size, each model, except pre-trained on ImageNet ViTB16, was trained from scratch on full-frame images. The metrics below were calculated on the testing set containing 90,000 images. We downsampled images on the maximum side to a size of 224 and padded the minimum side to 224. The models were trained on a single Tesla V100 with 32GB with a batch size of 128 to convergence – an early stop was triggered if the metric did not increase by at least 0.01 after 10 epochs. The training set-up for the models is summarized in Table 5 in supplementary material. Note that the “no gesture” class is utilized only in the detection task, while full-frame classification is based on 18 main classes due to each image containing one of the target gestures.

4.2. Results

Table 2 presents the evaluation results of the selected model architectures for solving gesture detection and classification problems. Such high performance demonstrated the dataset’s ability to train models without added complexities in the training stage. The demo of our gesture recognition system solving classification and detection tasks is available in our repository. It highlights the practical applications of training models on image datasets, such as real-time and video stream analysis, for product development.

4.3. Dynamic Gesture Recognition

The observance of specific rules is applied to build a dynamic gesture recognizer using the dataset with only static




Figure 4. The screenshots from the dynamic gesture recognition demo: a) “swipe right” gesture recognition occurred by detecting serial pair of left-rotated “stop inverted” and right-rotated “stop”; b) “drag and drop” – by detecting the subsequence: “palm”, “fist” and “palm”.

gestures. The essence of this approach is to divide the dynamic gesture into two components: the initial and final gestures. For example, the dynamic gesture “swipe right” consists of a left-rotated and a right-rotated gesture “stop” as a start and as an end, respectively, while the gesture “drag and drop” can be shown by “fist” and “palm” as a start-end pair (see Figure 4).

We developed the gesture prediction queues to implement dynamic gestures as an empty list of a certain depth, filled with events on each frame. Queues verify the correctness of the execution of a dynamic gesture. The queue is replenished with found bounding boxes by hand detector and corresponding classes of gestures from the classifier. The recognition depends on the sequence of actions in the queue, time constraints between start and end gestures, and positional location of start and end gestures. After identifying a dynamic gesture, the queue is reset, and the process continues with the definition of static gestures.

Since we need to detect both hand gestures and intermediate states of the hand and to recognize rotated gestures, the YoloV7 tiny detector and LeNet [19] as the lightweight classifier were utilized for the demo separately.

5. Ablation Study for HaGRID

An ablation study was conducted to assess the main heterogeneity characteristics’ impact individually. We tested the necessity for large amounts of data, diversity in brightness, subject-to-camera distances, and number of subjects by changing these characteristics and freezing the rest. In the ablation study, we utilized ResNet-18, ViTB16, and MobileNetV3 (small and large versions) for the classification task and SSDLite with both small and large MobileNetV3 and RetinaNet with ResNet50 for detection. Several training data modifications were sampled for each of the de-

scribed characteristics to find the best one for all models. Validation and test sets were unchanged in all experiments.

In addition to checking the influence of the characteristics on the HaGRID test, we also decided to assess it on other data – on the OUHANDS. As the HaGRID and the OUHANDS datasets do not intersect in gesture classes, we finetuned all models learned by different training data modifications on the OUHANDS and tested on its test set. The results also show the HaGRID ability to be the acceptable dataset for pretraining models for the static HGR task.

5.1. Quantitative Necessity

To assess the influence of the data amount, we trained 5 models per architecture with different sample numbers per class from 5,000 to all samples in steps of 5,000. The deterministic slice was used for a train set expansion, i.e., images in the $n[i]$ set are included in the $n[i + 1]$ set. The other heterogeneity characteristics retain their uniform distribution due to the premixing of data, which limits their influence and provides the interpreted results.

Quantitative Necessity Results. The quantitative necessity results for classifiers and detectors (see Fig. 5a and Fig. 6a) demonstrated an upward trend as the training set increases. On average, the enhancement increases rapidly at the beginning and less significantly towards the end. While approximately 23,000 samples per class are redundant for classifiers, then for detectors, they are essential and justified to achieve the best performance.

5.2. Subject-Diversity Necessity

The significance of the subject’s quantity is also evaluated by varying the number of unique individuals in the training set. The set amount is fixed to 10,000 images per class for all diversity experiments; this number allows us to sample data with different heterogeneity, which is enough for high performance. The other 2 characteristics – brightness and subject-to-camera distance distributions – are also unchanged. We utilized a sampling algorithm for each class to vary the subject’s quantity inside 10,000 images. This algorithm sorts the list by the number of images from a unique subject and moves toward the middle from the left and right at different speeds (depending on the required subject’s quantity).

Subject-Diversity Necessity Results. Despite that, the trend is practically unchanged on the HaGRID test in classification and detection tasks (shown in Fig. 5b and Fig. 6b), the number of subjects has a positive effect on additional training on OUHANDS data.

5.3. Lighting-Diversity Necessity

Similar to the subjects’ experiments, we varied lighting diversity inside 10,000 images. Four brightness coefficient

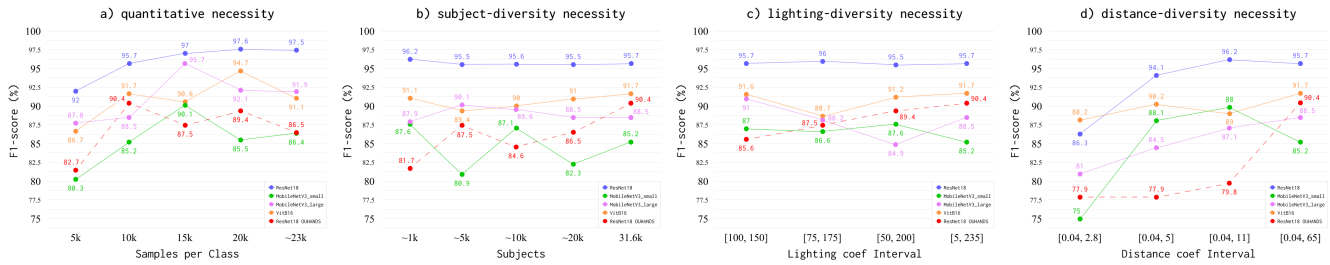


Figure 5. The impact visualization of such dataset characteristics as a) sample amount, diversity in b) subjects, c) lighting, and d) subject-to-camera distance to train accurate and resilient classifiers. Solid lines correspond to models trained and tested on the HaGRID dataset, whereas the dotted line is the model pretrained on the HaGRID, finetuned on the OUHANDS, and tested on its test set. The F1-score of the trained from scratch on the OUHANDS ResNet-18 is 60.6.

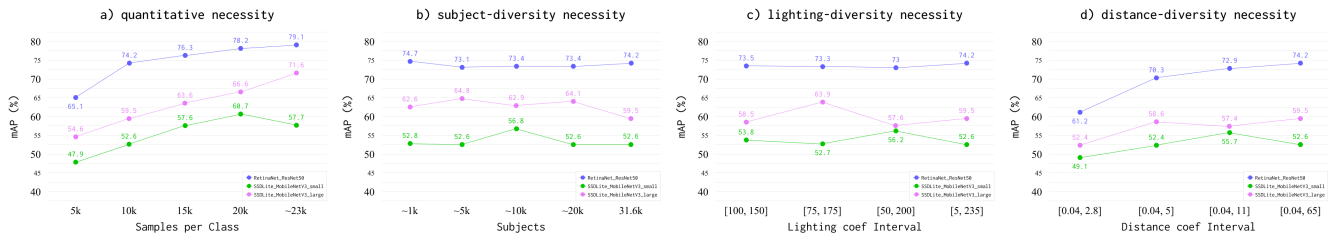


Figure 6. Similar to the graph above, the detectors were trained on data of various heterogeneity and quantity to assess the impact of dataset characteristics.

windows were chosen from homogeneous lighting to heterogeneous: [100, 150], [75, 175], [50, 200], [5, 235]. The enormous amount of data allows us to maintain distributions of the rest of the features: subjects and subject-to-camera distance.

Lighting-Diversity Necessity Results. Figure 5c and Figure 6c show that lighting diversity is not a significant feature in the context of testing on the same dataset. However, finetuning on the OUHANDS dataset is most effective with more significant brightness heterogeneity.

5.4. Distance-Diversity Necessity

As with the lighting-diversity experiments, windowed sampling was applied to perform the ablation distances-diversity experiment. To vary the heterogeneity of the subject-to-camera distance, we selected windows with a static basis close to zero: [0.04, 2.8], [0.04, 5], [0.04, 11], [0.04, 65]. The distance coefficients were calculated as the ratio of the area of the bounding box to the area of the image:

$$distance = 100 * W * H,$$

where W, H are the width and the height of the gesture bounding box, respectively. Since bounding box annotations in the HaGRID are relative, the division by the image area is omitted, and for perceiving convenience, we have multiplied the result by a constant equal to 100. As in other experiments, the training set contains 10,000 per class, and

the distributions of the rest of the heterogeneous characteristics are saved.

Distance-Diversity Necessity Results. The classifiers' and detectors' performance depends on subject-to-camera distance diversity both for the HaGRID test and for the OUHANDS finetuning (see Fig. 5d and Fig. 6d).

6. Conclusion

In this paper, we introduce the HaAnd Gesture Recognition Dataset called HaGRID, one of the largest and most diverse in subjects and context HGR datasets. It is mainly intended to be used in system control devices, but the potential for its application is quite vast. Heterogeneity in such characteristics as subjects, subject-to-camera distances, scenes, and lighting conditions positively influence the training of a resilient model. We also show the ability of selected classes of gestures to construct dynamic gestures and provide its recognition demo. Our following work with the HaGRID consists of increasing the gesture classes, samples with natural behaviors of users' hands similar to the target gestures, and samples with different subjects' translations and rotations. The whole dataset, its downsampled version, the trial version with 100 images per class, pre-trained models, and the dynamic gesture recognition demo are publicly available in the repository⁹.

⁹<https://github.com/hukenovs/hagrid>

References

- [1] Mediapipe hands. <https://solutions.mediapipe.dev/hands>, 2019.
- [2] SHAPE Dataset. <https://users.soict.hust.edu.vn/linhdt/dataset/>, 2021.
- [3] P. N. Arathi, S. Arthika, S. Ponnithra, K. Srinivasan, and V. Rukkumani. Gesture based home automation system. In *2017 International Conference on Nextgen Electronic Technologies: Silicon to Software (ICNETS2)*, pages 198–201, 2017.
- [4] Zauner C. Implementation and benchmarking of perceptual image hash functions. 2010.
- [5] L. Chen, F. Wang, H. Deng, and K. Ji. A survey on hand gesture recognition. In *2013 International Conference on Computer Sciences and Applications*, pages 313–316, 2013.
- [6] S. Clough and M. C. Duff. The role of gesture in communication and cognition: Implications for understanding and treating neurogenic communication disorders. *Frontiers in Human Neuroscience*, 14, 2020.
- [7] S. Escalera, J. González, X. Baró, M. Reyes, O. Lopes, I. Guyon, V. Athitsos, and H. Escalante. Multi-modal gesture recognition challenge 2013: dataset and results. *Proceedings of the 15th ACM on International conference on multimodal interaction*, pages 445–452, 2013.
- [8] Dejan Chandra Gope. Hand gesture interaction with human-computer. *Global Journal of Computer Science and Technology*, 2012.
- [9] Z. Halim and G. Abbas. A kinect-based sign language hand gesture recognition system for hearing- and speech-impaired: A pilot study of pakistani sign language. *Assistive Technology*, 27:34–43, 2015.
- [10] H. S. Hasan and S. A. Kareem. Human computer interaction for vision based hand gesture recognition: A survey. In *2012 International Conference on Advanced Computer Science Applications and Technologies (ACSAT)*, pages 55–60, 2012.
- [11] K. He, X. Zhang, S. Ren, and J. Sun. Deep residual learning for image recognition. In *2016 IEEE Conference on Computer Vision and Pattern Recognition (CVPR)*, pages 770–778, 2016.
- [12] A. Howard, M. Sandler, B. Chen, W. Wang, L.-C. Chen, M. Tan, G. Chu, V. Vasudevan, Y. Zhu, R. Pang, H. Adam, and Q. Le. Searching for mobilenetv3. In *2019 IEEE/CVF International Conference on Computer Vision (ICCV)*, pages 1314–1324, 2019.
- [13] Yuan-Sheng Hsiao, Jordi Sanchez-Riera, Tekoing Lim, Kai-Lung Hua, and Wen-Huang Cheng. Lared: a large rgb-d extensible hand gesture dataset. In *ACM SIGMM Conference on Multimedia Systems*, 2014.
- [14] In-Taek Jung, Sooyeon Ahn, JuChan Seo, and Jin-Hyuk Hong. Exploring the potentials of crowdsourcing for gesture data collection. *International Journal of HumanComputer Interaction*, 0(0):1–10, 2023.
- [15] M. Karam and M. C. Schraefel. A taxonomy of gestures in human computer interactions. 2005.
- [16] Shagun Katoch, Varsha Singh, and Uma Shanker Tiwary. Indian sign language recognition system using surf with svm and cnn. *Array*, 14:100141, 2022.
- [17] T.K. Kim, S.F. Wong, and R. Cipolla. Tensor canonical correlation analysis for action classification. In *2007 IEEE Conference on Computer Vision and Pattern Recognition*, pages 1–8, 2007.
- [18] G. Latif, N. Mohammad, J. Alghazo, R. AlKhalaf, and R. AlKhalaf. Arasl: Arabic alphabets sign language dataset. *Data in Brief*, 23:103777, 2019.
- [19] Yann LeCun, Léon Bottou, Yoshua Bengio, and Patrick Haffner. Gradient-based learning applied to document recognition. In *Proceedings of the IEEE*, volume 86, pages 2278–2324, 1998.
- [20] Tsung-Yi Lin, Priya Goyal, Ross B. Girshick, Kaiming He, and Piotr Dollár. Focal loss for dense object detection. *2017 IEEE International Conference on Computer Vision (ICCV)*, pages 2999–3007, 2017.
- [21] Tsung-Yi Lin, Michael Maire, Serge Belongie, James Hays, Pietro Perona, Deva Ramanan, Piotr Dollár, and C Lawrence Zitnick. Microsoft coco: Common objects in context. In *Computer Vision—ECCV 2014: 13th European Conference, Zurich, Switzerland, September 6–12, 2014, Proceedings, Part V 13*, pages 740–755. Springer, 2014.
- [22] Matti Matilainen, Pekka Sangi, Jukka Holappa, and Olli Silvén. Ouhands database for hand detection and pose recognition. *2016 Sixth International Conference on Image Processing Theory, Tools and Applications (IPTA)*, pages 1–5, 2016.
- [23] P. Molchanov, X. Yang, S. Gupta, Kim K., S. Tyree, and J. Kautz. Online detection and classification of dynamic hand gestures with recurrent 3d convolutional neural network. In *2016 IEEE Conference on Computer Vision and Pattern Recognition (CVPR)*, pages 4207–4215, 2016.
- [24] Ashish S. Nikam and Aarti G. Ambekar. Bilingual sign recognition using image based hand gesture technique for hearing and speech impaired people. In *2016 International Conference on Computing Communication Control and automation (ICCUBEA)*, pages 1–6, 2016.
- [25] C. Nuzzi, S. Pasinetti, R. Pagani, G. Coffetti, and G. Sansoni. Hands: an rgb-d dataset of static hand-gestures for human-robot interaction. *Data in Brief*, 35:106791, 2021.
- [26] F. Parada-Loira, E. González-Agulla, and J. L. Alba-Castro. Hand gestures to control infotainment equipment in cars. In *2014 IEEE Intelligent Vehicles Symposium Proceedings*, pages 1–6, 2014.
- [27] C. A. Pickering, K. J. Burnham, and M. J. Richardson. A research study of hand gesture recognition technologies and applications for human vehicle interaction. In *2007 3rd Institution of Engineering and Technology Conference on Automotive Electronics*, pages 1–15, 2007.
- [28] M. Sandler, A. Howard, M. Zhu, A. Zhmoginov, and L.-C. Chen. Mobilenetv2: Inverted residuals and linear bottlenecks. In *2018 IEEE/CVF Conference on Computer Vision and Pattern Recognition*, pages 4510–4520, 2018.
- [29] T. Starner, J. Weaver, J. Cheng, and A. Pentland. Real-time american sign language recognition using desk and wearable

- computer based video. *IEEE Transactions on Pattern Analysis and Machine Intelligence*, 20(12):1371–1375, 1998.
- [30] Edit Varga, Jouke C. Verlinden, O. Klaas, Luuk Langenhoff, Diederik van der Steen, and J. Verhagen. A study on intuitive gestures to control multimedia applications. 2008.
- [31] J. Wan, Y. Zhao, S. Zhou, I. Guyon, S. Escalera, and S. Z. Li. Chalearn looking at people rgb-d isolated and continuous datasets for gesture recognition. In *2016 IEEE Conference on Computer Vision and Pattern Recognition Workshops (CVPRW)*, 2016.
- [32] Chien-Yao Wang, Alexey Bochkovskiy, and Hong-Yuan Mark Liao. Yolov7: Trainable bag-of-freebies sets new state-of-the-art for real-time object detectors. *arXiv preprint arXiv:2207.02696*, 2022.
- [33] S. Xie, R. B. Girshick, P. Dollár, Z. Tu, and K. He. Aggregated residual transformations for deep neural networks. *2017 IEEE Conference on Computer Vision and Pattern Recognition (CVPR)*, pages 5987–5995, 2017.
- [34] Y. Zhang, C. Cao, J. Cheng, and H. Lu. Egogesture: A new dataset and benchmark for egocentric hand gesture recognition. *IEEE Transactions on Multimedia*, 20(5):1038–1038, 2018.