

Generalized Zero-Shot Learning Via Over-Complete Distribution

Rohit Keshari⁺, Richa Singh^{*}, and Mayank Vatsa^{*}

⁺ IIT-Delhi, India, ^{*} IIT Jodhpur, India

rohitk@iitd.ac.in, {richa, mvatsa}@iitj.ac.in

Abstract

A well trained and generalized deep neural network (DNN) should be robust to both seen and unseen classes. However, the performance of most of the existing supervised DNN algorithms degrade for classes which are unseen in the training set. To learn a discriminative classifier which yields good performance in Zero-Shot Learning (ZSL) settings, we propose to generate an Over-Complete Distribution (OCD) using Conditional Variational Autoencoder (CVAE) of both seen and unseen classes. In order to enforce the separability between classes and reduce the class scatter, we propose the use of Online Batch Triplet Loss (OBTL) and Center Loss (CL) on the generated OCD. The effectiveness of the framework is evaluated using both Zero-Shot Learning and Generalized Zero-Shot Learning protocols on three publicly available benchmark databases, SUN, CUB and AWA2. The results show that generating over-complete distributions and enforcing the classifier to learn a transform function from overlapping to non-overlapping distributions can improve the performance on both seen and unseen classes.

1. Introduction

Deep Neural Network (DNN) models have exhibited superlative performance in a variety of real-world applications when the models are trained on large datasets. However, small sample size training sets pose a challenge to deep learning models. It has been observed that in such cases, the DNN models tend to overfit, thus leading to poor generalization. Based on the availability of labeled/unlabeled data, multiple learning paradigms such as transfer learning [7], life-long learning [31], self-taught learning [26], and one-shot learning [22] have been proposed for better generalization. The problem becomes further challenging when the training dataset does not contain any sample from the classes in the test dataset. Learning in this scenario is known as zero-data learning or Zero-Shot Learning (ZSL) [18].

To design algorithms for classifying in presence of lim-

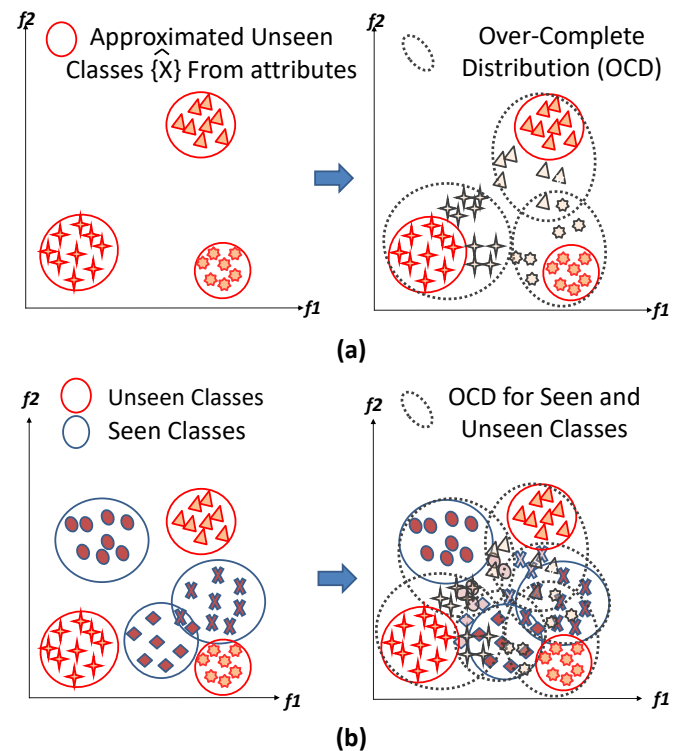


Figure 1. Illustrating seen and unseen 2D distributions before and after the generation of over-complete distribution. f_1 and f_2 are two dimensions of the data. (a) Distributions of three approximated unseen classes and generated OCDs for the corresponding classes. (b) Three approximated unseen and seen class distributions, and generated OCDs for the corresponding classes. (Best viewed in colour)

ited or no training data, researchers have designed two different protocols: 1) conventional Zero-Shot Learning and 2) Generalized Zero-Shot Learning (GZSL) [39]. In ZSL problems, dataset is split into two sets with zero intersection in classes and the objective is to maximize the performance on unseen classes. In GZSL, the test dataset contains both unseen and seen classes, and it is required to maximize the performance across both sets of classes. To address the challenges of ZSL and GZSL, researchers have proposed to

generate samples pertaining to unseen distribution synthetically [10], [19], [32], [41]. The next section summarizes the research efforts present in the literature. However, the generated unseen classes fail to mimic the real unseen distribution, which is expected to have hard samples. Hence, utilizing synthetically generated classes for training the discriminative classifier does not necessarily improve the performance.

One of the primary reasons for performance degradation in ZSL is that the testing set contains *hard* samples which are closer to another class and the decision boundary is not optimized for such instances present in the test set. Therefore, it is our assertion that generating hard samples and approximating unseen classes may lead the network to reduce the bias. In this research, we propose the concept of Over-Complete Distribution (OCD). The objective of over-complete distributions is to generate challenging samples that are closer to other classes, which consequently helps in increasing the generalizability of the network with respect to the unseen classes. Secondly, as shown in Figure 1, we propose to incorporate Online Batch Triplet Loss (OBTL) to enforce separability between classes and Center Loss (CL) to reduce the spread within the class. We experimentally demonstrate that synthetically generated over-complete distribution allows the classifier to learn a feature space where the separability of seen/unseen classes can be efficiently improved.

2. Related Work

The literature in this domain is segregated in two directions: ZSL and GZSL. In ZSL, Larochelle *et al.* [18] have proposed to learn a mapping from input space view to the model space view. Similarly, Akata *et al.* [2] have suggested embedding each class into the attribute vector space, called as Attribute Label Embedding (ALE). Liu *et al.* [19] have proposed a Deep Calibration Network (DCN) for learning the common embedding space between the visual features of an image to the semantic representation of its respective class. A widely used method to handle the ZSL problem is to learn a mapping between seen observation to the attribute vector space. Lampert *et al.* [17] proposed Direct Attribute Prediction (DAP) where a weighted probabilistic classifier has been trained for each attribute. After learning sample-to-attribute mapping, Bayes rule is used to map attributes to the class label. Xian *et al.* [37] proposed a more challenging protocol and demonstrated that existing state-of-the-art (SOTA) algorithms do not perform well.

In GZSL, researchers have utilized the generated unseen classes to have representative data in the training set [20], [23]. Verma *et al.* [32] have proposed a generative model based on conditional variational autoencoder. They have shown that the synthetically generated unseen distribution is closely approximated to the real unseen data distribution.

On synthetically generated data, they have trained supervised linear SVM and shown state-of-the-art performance on the GZSL protocol. Similarly, Gao *et al.* [10] have proposed to synthesize the unseen data by utilizing a joint generative model. They have used CVAE and GAN, and observed that preserving the semantic similarities in the reconstruction phase can improve the performance of the model.

Zhang *et al.* [41] have proposed a hybrid model consisting of conditional Generative Adversarial Network (cGAN) and Random Attribute Selection (RAS) for the synthesized data generation. They have trained the hybrid model while optimizing the reconstruction loss. Zhang *et al.* [40] observed that the performance of conventional zero-shot learning algorithms suffer due to Class-level Over-fitting (CO) when they are evaluated for the GZSL task. To overcome the CO problem, they have utilized the triplet loss, which significantly outperforms the state-of-art methods. In another research direction, Long *et al.* [20] have proposed Unseen Visual Data Synthesis (UVDS) for generating synthesized classes from semantic attributes information. The authors have also proposed Diffusion Regularization (DR), which helps to reduce redundant correlation in the attribute space. Atzmon *et al.* [5] have proposed adaptive confidence smoothing for GZSL problem. They have utilized three classifiers as seen, unseen and gating experts to improve the model performance. Huang *et al.* [14] have proposed generative dual adversarial network for learning a mapping function semantic to visual space. Schonfeld *et al.* [29] have proposed to align the distribution generated from VAE and showed improvement on benchmark databases.

Significant efforts have been made in the direction of generating unseen synthetic distributions for training the model. However, as discussed earlier, there are still challenges to be addressed to improve the performance on ZSL and GZSL problems, such as generalization of the model on the test set and reduce the bias for both seen and unseen classes.

3. Proposed Framework

Figure 2 demonstrate the steps involved in the proposed framework. For a given input x with associated attribute a and latent variable z , there are three modules in the proposed pipeline: (i) an encoder ($p_E(z|x)$) to compute the latent variables z on given x , (ii) a decoder ($p_G(\hat{x}|z, a)$) to generate samples \hat{x} on given z and attribute a , and (iii) a regressor ($p_R(\hat{a}|\hat{x})$) to map \hat{x} to their predicted attribute \hat{a} . The combined encoder and decoder modules is called as CVAE, which has been conditioned on attribute a . The regressor module is trained with the OBTL and CL losses to optimize the interclass and intraclass distances. This section presents the details of each of the modules followed by the training process and the implementation details.

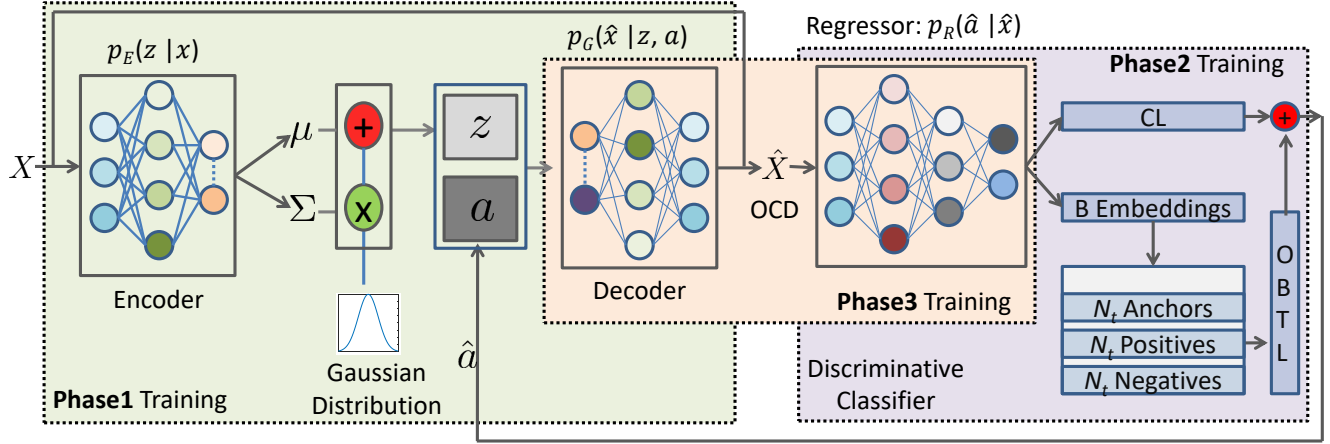


Figure 2. Illustration of the proposed OCD-CVAE framework. The framework uses Conditional Variational AutoEncoder (CVAE) with encoder $p_E(z|x)$ and decoder $p_G(\hat{x}|z, a)$ modules. The output of CVAE is given to the regressor $p_R(\hat{a}|\hat{x})$ where regressor maps the generated samples to its respective attributes. To generate the unseen synthetic data, attributes of unseen samples and randomly sampled z are provided to the trained decoder.

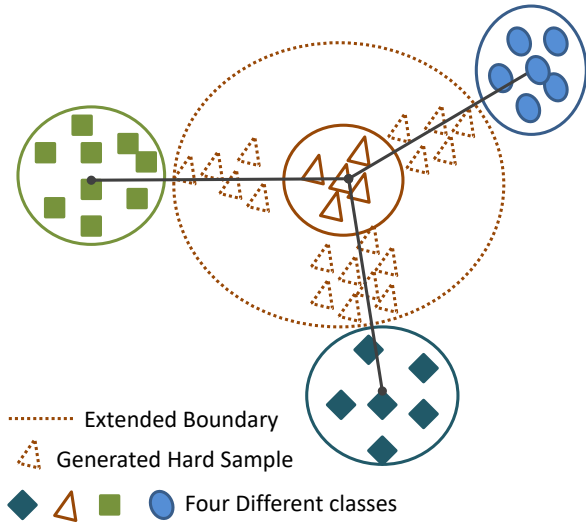


Figure 3. Illustration of over-complete distribution generation while generating hard samples between two classes. The boundary of the distribution would be decided from equations 1 and 2. Since μ_{OC} is the average between one class to other competing classes, the boundary would be extended based on the new obtained μ_{OC} .

3.1. Over-Complete Distribution (OCD)

The primary task of the decoder (shown in Figure 2) is to generate or approximate a distribution which is closer to the real unseen data. As shown in Figure 3, creating the OCD for a class involves generating all the possible hard samples which are closer to other class-distributions. Since simulating the behaviour of real unseen distribution is a challenging problem, we first propose to generate OCD for a class and visually show that the generated OCD simulates the be-

haviour of the real unseen distribution. Using the given distribution, OCD is generated by mixing a finite number of multiple Gaussian distributions [27] while shifting the mean towards other classes. If the distribution is not known (in case of unseen classes), the distribution of the class can be approximated by using generative models. The parameters of approximated distribution from the variational inference of a class are represented by μ, σ and the over-complete distribution is represented via μ_{OC}, σ_{OC} , where $\sigma_{OC} > \sigma$.

Let \hat{X} , and \hat{X}_{OC} be the approximated unseen distribution and over-complete distribution, respectively.

$$\hat{X} = p_G(x|\mathcal{N}(\mu_{HP}, \sigma_{HP}), a) \text{ and } \hat{Z} = p_E(z|\hat{x}), \text{ where } \hat{x} \sim \hat{X}, \mu_{z|\hat{X}}, \sigma_{z|\hat{X}} \quad (1)$$

$$\hat{X}_{OC} = p_G(x|\mathcal{N}(\mu_{OC}, \sigma'_{HP}), a), \mu_{OC} = \frac{\mu_{z|\hat{X}} + \mu'_{z|\hat{X}}}{2}, \mu'_{z|\hat{X}} = \mu_{z|\hat{X}}[j] \quad (2)$$

Equations 1 and 2 represent the process of generating the over-complete distribution. Here, $p_G(\cdot)$ is a generator module of the pipeline. μ_{HP} and σ_{HP} are the hyper-parameters for normal distribution. $\mu_{z|\hat{X}}$ and $\sigma_{z|\hat{X}}$ are mean and standard deviation obtained while encoding the data \hat{X} into the latent space, z . In Equation 2, σ'_{HP} is a hyper-parameter and j is a randomly sampled index variable for shuffling of the parameter $\mu_{z|\hat{X}}$. In both the equations, $\mathcal{N}(\cdot)$ is a Gaussian distribution generator.

In the first part of Equation 1, distribution of unseen classes, \hat{X} , is generated by randomly sampling $z \sim$

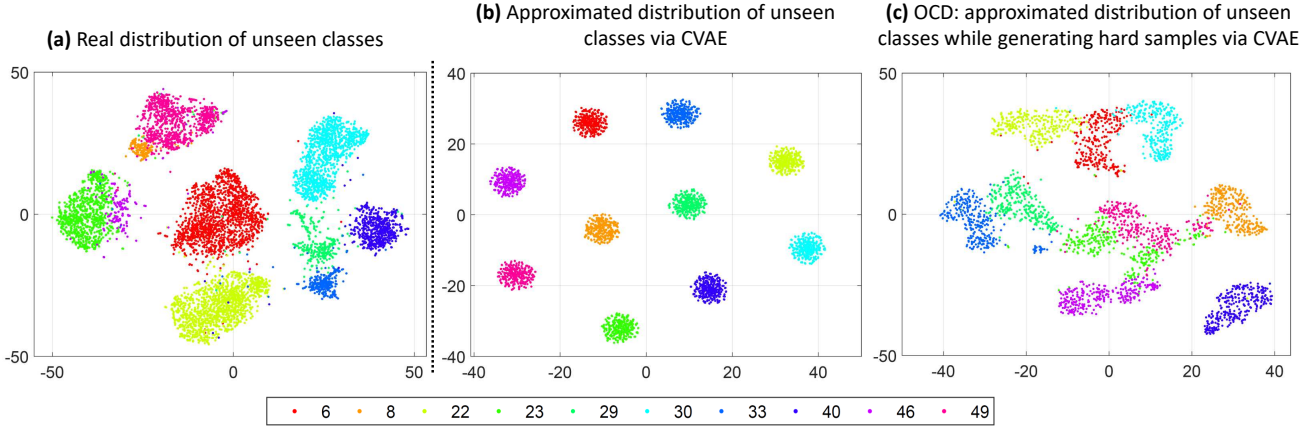


Figure 4. Illustrating synthetically generated distributions for unseen classes of the AWA2 database. (a) Real unseen distribution of the AWA2 database. Different colours represent different classes of the AWA2 database with the PS protocol, (b) Approximated distribution of unseen classes via CVAE, and (c) Approximated over-complete distribution of unseen classes via CVAE. From the distribution plot, it can be observed that (c) is a closer representation of the real unseen class distribution shown in (a). (Best viewed in colour)

$\mathcal{N}(\mu_{HP}, \sigma_{HP})$ with μ_{HP} , σ_{HP} as the parameters of the distribution and unseen class attributes a . In the second part of Equation 1, $\mu_{z|\hat{X}}$ and $\sigma_{z|\hat{X}}$ are estimated by using the encoder module $p_E(\cdot)$. The first part of Equation 2 represents the generation of over-complete distribution \hat{X}_{OC} in which latent variable $z \sim \mathcal{N}(\mu_{OC}, \sigma'_{HP})$ is randomly sampled from the Gaussian distribution, where, mean of the distribution μ_{OC} is estimated by the average of the current and each competing class. For example, on a given batch of μ , j is an index variable ranging from 1, ..., $batch\ size$, and it is randomly sampled without repetition.

In our approach, the decoder/generator $P_G(x|z, a)$ is conditioned on attributes and used in Equations 1 and 2. In ZSL problems, it is assumed that attributes are a good representation of a class and separated in the attribute space. Within a class, if a sample is away from the centre of the distribution, then it can be considered as a hard sample. However, attributes of the sample should be the same as the attributes of a class. Therefore, while generating the OCD, attributes of a class are kept unchanged. On the other hand, the latent variable z has been changed based on the mean parameter of other classes.

Visualization of the Distributions: Figure 4(b) shows the unseen distribution predicted/generated via CVAE, and the classes are well-separated. However, as shown in Figure 4(a), the real distribution of unseen classes are closer to other classes and some of them are overlapping. If the generated distribution fails to mimic the behaviour of real distribution, then the utility of such distributions is limited in training. Usually, the discriminative classifier trained on such distribution performs poorly on unseen classes. On the other hand, learning class separability by maximizing inter-

class distance and minimizing intra-class distance might provide a viable solution when the behaviour of the training set is close to the test set. In the case of ZSL, distribution is unknown and approximating unknown distribution where latent variables are sampled from Gaussian distribution can lead to blind-spots in the feature space. As observed in Figure 4(b), blind-spot is the place where samples are not present and training a classifier with such data would not ensure the model to learn transformations which are effective for separating real unseen distributions. Figure 4(c) illustrates the OCD, which is an approximated distribution of unseen classes while generating hard samples via CVAE. Experimentally we have shown that training using such distribution can improve the classification performance.

3.2. Proposed OCD-CVAE Framework Training

As shown in Figure 2, we propose to train the OCD-CVAE framework in three phases. In the first phase, CVAE loss (\mathcal{L}_{CVAE}) is optimized. In the second phase, OBTL loss along with center loss, i.e., $\mathcal{L}_{OBTL} + \mathcal{L}_{CL}$, is minimized. The trained model is then utilized as a pre-trained model for the third phase, where we propose training the regressor on the generated OCD while minimizing the Online Batch Triplet Loss (OBTL) and CL losses. In this section, we first discuss the loss functions, followed by the details of the three training phases.

3.2.1 Loss Functions

Online Batch Triplet Loss to Maximize Inter Class Distance: The triplet loss has been widely used in the literature to increase the inter-class distance (D_{inter}) and decrease the intra-class distance (D_{intra}). Mathematically, triplet loss can be represented as:

$$\mathcal{L}_t(f^a, f^p, f^n) = \sum_{i=1}^N \left[\|f_i^a - f_i^p\|_2^2 - \|f_i^a - f_i^n\|_2^2 + \alpha \right]_+ \quad (3)$$

where, f represents the embedded feature vector, \mathcal{L}_t is the triplet loss and triplet (f^a, f^p, f^n) is a 3-tuple of anchor, positive, and negative, respectively. α represents the margin to control the distance between the positive and negative pairs. $[\cdot]_+ = \max(0, \cdot)$ represents the hinge loss function.

If $D_{inter} < D_{intra}$ then triplet $< A, P, N >$ is considered to be a hard triplet. From Equation 3, it can be observed that $\mathcal{L}_t(f^a, f^p, f^n) > 0$ only if $\|f^a - f^p\|_2^2 + \alpha > \|f^a - f^n\|_2^2$. Therefore, hard triplet mining is an essential step to minimize triplet loss.

As shown in Figure 3, the generated hard samples between two classes lead to generating the over-complete distribution for a class. The approximated OCD is then utilized for training a discriminative classifier for triplet loss minimization. Selecting \mathcal{N}_t hard triplets in offline mode requires processing all the generated triplets in a single epoch which is very challenging in real-world ZSL settings. Therefore, we propose the Online Batch Triplet Loss, which is inspired by the online triplet loss [4]. Generating triplets in a batch-wise manner reduces the search space to find hard negative samples and the total training time of the deep model¹.

The proposed \mathcal{L}_{OBTL} minimizes the generated triplets for every batch while training the model. \mathcal{L}_{OBTL} is optimized in a manner similar to \mathcal{L}_t as defined in Equation 3. It is our assertion that synthetically generating hard negatives can improve the learning of the deep model.

Center Loss: Mapping a sample to their attributes has been used to find a solution for the ZSL problem. In order to learn the mapping of different samples to the attribute of a class, the standard deviation of a class distribution in the attribute space should be minimum. Therefore, center loss [35], along with regressor loss [32] has been utilized to minimize the deviation from the center.

As shown in Figure 2, the regressor maps the approximated x to the associated attribute a . Since hard samples increase the standard deviation, it is important to minimize the centre loss for the over-complete distribution. Therefore, the discriminative classifier is trained with center loss \mathcal{L}_{CL} :

¹For instance, we have 20 samples per class from 10 classes in the dataset. Selecting every combination of 2 images from each class for the anchor and positive images and then selecting a hard-negative from the remaining images gives $10 \times (C_2^{20}) = 1900$ triplets. Despite 200 unique samples, it requires 19 forward and backwards passes to process 100 triplets at a time. In OBTL, these embeddings are mapped to 1900 triplets that are passed to the triplet loss function, and then the derivative is mapped back through to the original sample for the backwards network pass - all with a single forward and single backward pass.

$$\mathcal{L}_{CL} = \frac{1}{2} \sum_{c=1}^{S+U} \|x_c - x_c^{CT}\|_2^2 \quad (4)$$

where, x_c represents a sample from class c and x_c^{CT} is the learned center of class c .

3.2.2 Learning Phase of the Proposed Model

As shown in Figure 2, the learning phase of the proposed framework can be divided into three phases. In the *first phase*, encoder followed by decoder (CVAE) is trained using KL-divergence and conditional marginal likelihood. In the *second phase*, regressor/classifier is trained using the proposed OBTL along with CL. In the *third phase*, the decoder/generator and the regressor have been trained while minimizing the OBTL, CL, and discriminator driven losses [32].

Let the training set contain ‘ S ’ seen classes and the testing set contain ‘ U ’ unseen classes. Their respective class attributes are represented as $\{a_c\}_{c=1}^{S+U}$ where, $a_c \in \mathbb{R}^L$ and L is the length of attributes. Training \mathcal{D}_S and testing \mathcal{D}_U sets can be represented as the triplet of data, attributes, and label $\{X_s, a_s, y_s\}_{s=1}^S$ and $\{X_u, a_u, y_u\}_{u=1}^U$, respectively. On the aforementioned settings, ZSL algorithm aims to build a classification model on \mathcal{D}_S which can learn a mapping function $f : \mathcal{X}_U \rightarrow \mathcal{Y}_U$ where, $\mathcal{X}_U = \{X_u\}_{u=1}^U$ is a set of unseen samples and $\mathcal{Y}_U = \{y_u\}_{u=1}^U$ is the corresponding class set [2, 16].

First phase of training: In the first phase of training, CVAE is trained on \mathcal{D}_S , where the input sample is x_i for the encoder which encodes the latent variable z_i . Encoded variable is appended with the attributes a_i of the corresponding sample. The appended latent variable $[z_i, a_i]$ is then provided to the generator module that generates the outputs \hat{x}_i for a particular distribution which is close to the input provided to the encoder module. Trained CVAE allows the decoder to generate synthetic data on given attributes a . The CVAE loss (\mathcal{L}_{CVAE}) can be defined as:

$$\mathcal{L}_{CVAE} = -\mathbb{E}_{p_E(z|x), p(a|x)} [\log_{p_G}(\hat{x}|z, a)] + KL(p_E(z|x)||p(z)) \quad (5)$$

where, $-\mathbb{E}_{p_E(z|x), p(a|x)} [\log_{p_G}(\hat{x}|z, a)]$ is the conditional marginal likelihood and $KL(p_E(z|x)||p(z))$ is the KL-divergence. Inspired from Hu et al. [13], the joint distribution over the latent code $[z, a]$ is factorized into two components $p_E(z|x)$ and $p_R(\hat{a}|x)$ as a disentangled representation.

Second phase of training: In the second phase of training, regressor is trained on \mathcal{D}_S while minimizing the two losses

$$\min_{\theta_R} \mathcal{L}_{OBTL} + \mathcal{L}_{CL} \quad (6)$$

The regressor is trained to improve the mapping of generated synthetic data to the corresponding attribute.

Third phase of training: In the third phase of the training, D_s and approximated OCD have been utilized. From the first phase, we obtain θ_G (the generator parameter) which is used in the third phase of training. In the third phase, loss $\mathcal{L}_c(\theta_G)$ is based on the discriminator prediction and $\mathcal{L}_{Reg}(\theta_G)$ is used as a regularizer.

$$\begin{aligned} \mathcal{L}_c(\theta_G) &= -\mathbb{E}_{p_G(\hat{x}|z,a)p(z)p(a)}[\log p_R(a|\hat{x})] \\ \mathcal{L}_{Reg}(\theta_G) &= -\mathbb{E}_{p(z)p(a)}[\log p_G(\hat{x}|z,a)] \end{aligned} \quad (7)$$

This regularization is used to ensure that the generated OCD produces class-specific samples, even if z is randomly sampled from $p(z)$. The complete objective function of the third phase can be represented using the equation below where, λ_c , and λ_{reg} are the hyper-parameters.

$$\min_{\theta_G, \theta_R} (\lambda_c \cdot \mathcal{L}_c + \lambda_{reg} \cdot \mathcal{L}_{Reg} + \mathcal{L}_{OBTL} + \mathcal{L}_{CL}) \quad (8)$$

3.3. Implementation Details

Experiments are performed on a 1080Ti GPU using Tensorflow-1.12.0 [1]. Hyper-parameters for CVAE learning: $\lambda_c = 0.1$, $\lambda_R = 0.1$, $\lambda_{reg} = 0.1$, and *batch size* = 256. To generate hard samples, the value of hyper-parameters μ_{HP} , σ_{HP} and σ'_{HP} in Equations 1 and 2 are 0, 0.12, and 0.5, respectively. In our experiments, the size of μ is 256×100 and row-wise shuffling is performed.

4. Experimental Results and Analysis

The proposed framework is evaluated on both ZSL and GZSL settings, and compared with recent state-of-the-art algorithms. This section briefly presents the databases and evaluation protocols, followed by the results and analysis on the AWA2 [17], CUB [34], and SUN [25] benchmarking databases.

4.1. Database Details

The statistics and protocols of the databases are presented in Table 1. All databases have seen/unseen splits as well as attributes of the corresponding classes. The Animals with Attributes2 (AWA2) [17] is the extension of the AWA [16] database containing 37,322 samples. It has images from 50 classes and size of attribute vector is 85, both these are consistent with the AWA database. The 85 dimensional attributes are manually marked by humans experts. The Caltech UCSD Bird 200 (CUB) [34] database contains

Table 1. Databases used in the experiments.

Dataset	Seen/Unseen Classes	Images	Attribute-Dim
SUN	645/72	14340	102
CUB	150/50	11788	312
AWA2	40/10	37322	85

11,788 fine-grained images of 200 bird species. The size of the attribute vector is 312. The SUN Scene Classification (SUN) [25] database contains 14,204 samples of 717 scenes. It has an attribute vector of 102 length.

4.2. Evaluation Protocol

The experiments are performed with both Zero-Shot Learning and Generalized Zero-Shot Learning protocols. In ZSL, OCD for unseen classes are generated and utilized to train the proposed OCD+CVAE framework. The results are reported on both standard split (SS) given by Larochelle *et al.* [18] and proposed split (PS) given by Xian *et al.* [37] protocols. Unseen class classification accuracies are reported for both PS and SS protocols.

For GZSL, the seen classes of the dataset are divided into 80-20 train-test ratio to obtain the two sets: X_{train}^S and X_{test}^S . The set $S + U$ is used for the training where U has been synthetically generated by the generator module of the proposed framework. For testing, the model is evaluated on X^U and X_{test}^S . In GZSL, as defined in the literature, average class accuracies of protocols **A** and **B** are reported. Protocol **A** is an average per-class classification accuracy on X_{test}^U where, a regressor is trained on $S + U$ classes (**A** : $U \rightarrow S + U$). Protocol **B** is an average per-class classification accuracy on X_{test}^S where, a regressor is trained for $S + U$ classes (**B** : $S \rightarrow S + U$). The above mentioned protocols are predefined for AWA2 [17], CUB [34], and SUN [25] databases and widely used to evaluate ZSL/GZSL algorithms. The proposed model maps a sample to the corresponding attribute.

4.3. Conventional Zero-Shot Learning (ZSL)

Table 2 summarizes the results of conventional Zero-Shot Learning. The train split of all three datasets has been used to optimize the proposed framework. For the ZSL problem, synthetic hard samples are generated between unseen classes. The classification accuracies obtained on the PS protocol on AWA2, CUB and SUN databases are 71.3%, 60.3%, and 63.5%, respectively. The proposed framework has improved the state-of-art performance on AWA2, SUN, and CUB databases by 1.8%, 0.7%, and 0.1%, respectively. To estimate whether this difference is significant or not, the McNemar Test [21] is used. Keeping a significance threshold of 0.05, or 5%, we have observed that the null hypothesis is rejected for AWA2 and CUB databases, showcasing

Table 2. Classification accuracy (%) of conventional zero-shot learning for standard split (SS) and proposed split (PS) [37]. (Top two performances are in bold)

Method	AWA2		CUB		SUN	
	SS	PS	SS	PS	SS	PS
CONSE [24]	67.9	44.5	36.7	34.3	44.2	38.8
SSE [42]	67.5	61.0	43.7	43.9	54.5	51.5
LATEM [36]	68.7	55.8	49.4	49.3	56.9	55.3
ALE [2]	80.3	62.5	53.2	54.9	59.1	58.1
DEVISE [9]	68.6	59.7	53.2	52.0	57.5	56.5
SJE [3]	69.5	61.9	55.3	53.9	57.1	53.7
ESZSL [28]	75.6	58.6	55.1	53.9	57.3	54.5
SYNC [8]	71.2	46.6	54.1	55.6	59.1	56.3
SAE [15]	80.2	54.1	33.4	33.3	42.4	40.3
SSZSL [12]	-	-	55.8	-	-	-
GVRZSC [6]	-	-	60.1	-	-	-
GFZSL [33]	79.3	67.0	53.0	49.2	62.9	62.6
CVAE-ZSL [23]	-	65.8	-	52.1	-	61.7
SE-ZSL [32]	80.8	69.2	60.3	59.6	64.5	63.4
DCN [19]	-	-	55.6	56.2	67.4	61.8
JGM-ZSL [10]	-	69.5	-	54.9	-	59.0
RAS+cGAN [41]	-	-	-	52.6	-	61.7
Proposed	81.7	71.3	60.8	60.3	68.9	63.5

Table 3. Ablative study on three datasets with the PS protocol. The reported values are classification accuracy (%).

	AWA2	SUN	CUB
OBTL	65.8	56.4	54.5
CL	65.3	56.2	53.7
OCD+OBTL	70.9	62	60.5
OCD+CL	66.5	57.6	56.8
OCD+OBTL+CL	71.3	62.1	60.9

that the difference is statistically significant for these two databases. However, for the SUN database, the null hypothesis is not rejected, which implies that the difference between the proposed algorithm from SOTA is insignificant. For the SS protocol, the classification accuracies on AWA2, CUB, and SUN databases are 81.2%, 60.8%, and 68.4%, respectively. In general, across the three databases, the proposed algorithm yields one of the best accuracies compared to several existing approaches.

4.4. Ablative Study

The proposed framework OCD-CVAE has utilized multiple loss functions for improving the performance of ZSL/GZSL. Ablation study is conducted to evaluate the effectiveness of each of the components individually and in combination. Table 3 summarizes the results of five settings thus obtained. It can be observed that OCD+OBTL+CL yields the best results, followed by OCD+OBTL. Also, applying only OBTL and only CL yields poor performance, and it can be attributed to lack of sufficient hard samples for the OBTL and CL loss functions to backpropagate the gradient.

4.5. Generalized Zero-Shot Learning (GZSL)

In GZSL, the testing samples can be from either seen or unseen classes. This is a challenging setting where the train and test classes are not completely disjoint, but the samples of the train and test sets are disjoint. Hence, the possibility of overlapping distribution and hard samples increases in the test set. Most of the ZSL algorithms perform poorly on GZSL. It is our assertion that addressing this GZSL requires learning separability in the embedding space (output of the regressor). The results are reported in terms of average per-class classification accuracies for the protocols **A** and **B**, and the final accuracy is the harmonic mean of accuracies (represented as **H**), which is computed by $2 \times \frac{A \times B}{A + B}$.

Table 4 summarizes the results of existing algorithms on the three databases in GZSL settings. The algorithms are segregated into non-generative and generative models. Among the non-generative models, COSMO+AGO [5] yields the best performance. While considering all the algorithms, it can be observed that utilizing approximated distribution of unseen class by generative models performs better than non-generative models. The proposed method also utilizes CVAE based generative model. We postulate that generating OCD on the train set and utilizing it to optimize the proposed framework leads the network to better generalize on the test set.

Between the two protocols **A** and **B**, as expected, the results on protocol **B** which corresponds to the test set with seen classes are better than the results with unseen test set (protocol **A**). It is interesting to observe that the proposed framework not necessarily yields the best results for the seen test set, but it is among the top three algorithms on the more challenging unseen test protocol for all three databases. Further, it can be observed from Table 4 that the proposed framework improves state-of-the-art harmonic mean accuracies **H** on the AWA2 dataset by 1.8%. The proposed algorithm is among the two best performing algorithms on the SUN and CUB databases. It is worth mentioning that the GZSL is a challenging problem, and none of the algorithms has consistently outperformed on all three databases.

4.6. Hyper-Parameter Selection

Figure 5(a) shows the performance with an increasing number of synthetically generated samples. It can be observed that when OCD is not used for training the regressor, increasing the number of samples does not affect the performance. With the use of OCD, generating 400 to 600 samples leads to improved performance. To determine the value of σ'_{HP} in Equation 2, we have explored the range of σ'_{HP} from 0.05, to 0.95. As shown in Figure 5(b), it can be observed that the best performance has been achieved on 0.5 standard deviation. The value of σ_{HP} is chosen from a standard normal, while σ'_{HP} is computed using the PS

Table 4. Average per-class classification accuracy (%) and harmonic mean accuracy of generalized zero-shot learning when test samples can be from either seen (S) or unseen (U) classes. **A:** $U \rightarrow S+U$, and **B:** $S \rightarrow S+U$. (**Top two performances are highlighted**)

Type	Method	AWA2			CUB			SUN		
		A	B	H	A	B	H	A	B	H
Non-Generative Models	CONSE [24]	0.5	90.6	1.0	1.6	72.2	3.1	6.8	39.9	11.6
	SSE [42]	8.1	82.5	14.8	8.5	46.9	14.4	2.1	36.4	4.0
	SJE [3]	8.0	73.9	14.4	23.5	59.2	33.6	14.7	30.5	19.8
	ESZSL [28]	5.9	77.8	11.0	12.6	63.8	21.0	11.0	27.9	15.8
	SYNC [8]	10.0	90.5	18.0	11.5	70.9	19.8	7.9	43.3	13.4
	SAE [15]	1.1	82.2	2.2	7.8	54.0	13.6	8.8	18.0	11.8
	LATEM [36]	11.5	77.3	20.0	15.2	57.3	24.0	14.7	28.8	19.5
	ALE [2]	14.0	81.8	23.9	23.7	62.8	34.4	21.8	33.1	26.3
	DCN [19]	-	-	-	28.4	60.7	38.7	25.5	37.0	30.2
	COSMO+LAGO [5]	52.8	80.0	63.6	44.4	57.8	50.2	44.9	37.7	41.0
	DEVISE [9]	17.1	74.7	27.8	23.8	53.0	32.8	16.9	27.4	20.9
Generative Models	CVAE-ZSL [23]	-	-	51.2	-	-	34.5	-	-	26.7
	SE-GZSL [32]	58.3	68.1	62.8	41.5	53.3	46.7	40.9	30.5	34.9
	JGM-ZSL [10]	56.2	71.7	63.0	42.7	45.6	44.1	44.4	30.9	36.5
	f-CLSWGAN [38]	-	-	-	43.7	57.7	49.7	42.6	36.6	39.4
	RAS+cGAN [41]	-	-	-	31.5	40.2	35.3	41.2	26.7	32.4
	CADA-VAE [29]	55.8	75.0	63.9	51.6	53.5	52.4	47.2	35.7	40.6
	GDAN [14]	32.1	67.5	43.5	39.3	66.7	49.5	38.1	89.9	53.4
	Proposed	59.5	73.4	65.7	44.8	59.9	51.3	44.8	42.9	43.8

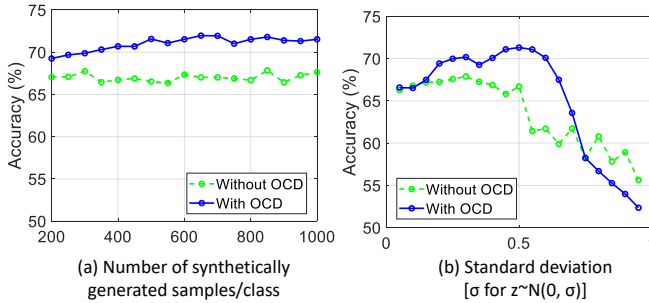


Figure 5. Hyper-parameter selection on the AWA2 dataset with the PS protocol. Accuracy plots on varying (a) the number of samples and (b) standard deviation.

split train set. The results in Figure 5 also demonstrate that the chosen value (0.5) yields the best results. Most of the hyper-parameters are kept consistent with Verma *et al.* [32]. In OBTL loss, α parameter is computed during optimization on the train set and is set as 0.4.

5. Conclusion

This paper addresses the challenge of Zero-Shot Learning and Generalized Zero-Shot Learning. We propose the concept of over-complete distribution and utilize it to train the discriminative classifier in ZSL and GZSL settings. An over-complete distribution is defined by generating all possible hard samples for a class which are closer to other com-

peting classes. We have observed that over-complete distributions are helpful in ensuring separability between classes and improve the classification performance. Experiments on three benchmark databases with both ZSL and GZSL protocols show that the proposed approach yields improved performance. The concept of OCD along with optimizing inter-class and intra-class distances can also be utilized in other frameworks such as Generative Adversarial Networks, heterogeneous metric learning [11], and applications such as face recognition with disguise variations [30].

6. Acknowledgement

R. Keshari is partially supported by Visvesvaraya Ph.D. Fellowship. M. Vatsa is partly supported by the Swarnajayanti Fellowship, Government of India.

References

- [1] Marton Abadi, Ashish Agarwal, Paul Barham, Eugene Brevdo, Zhifeng Chen, Craig Citro, Greg S Corrado, Andy Davis, Jeffrey Dean, Matthieu Devin, et al. Tensorflow: Large-scale machine learning on heterogeneous systems, 2015. *Software available from tensorflow.org*, 1(2), 2015. 6
- [2] Zeynep Akata, Florent Perronnin, Zaid Harchaoui, and Cordelia Schmid. Label-embedding for attribute-based classification. In *CVPR*, pages 819–826, 2013. 2, 5, 7, 8
- [3] Zeynep Akata, Scott Reed, Daniel Walter, Honglak Lee, and Bernt Schiele. Evaluation of output embeddings for fine-grained image classification. In *CVPR*, pages 2927–2936, 2015. 7, 8

- [4] Brandon Amos. Openface 0.2.0: Higher accuracy and halved execution time. <http://bamos.github.io/2016/01/19/openface-0.2.0/>, 2016. 5
- [5] Yuval Atzmon and Gal Chechik. Adaptive confidence smoothing for generalized zero-shot learning. In *CVPR*, pages 11671–11680, 2019. 2, 7, 8
- [6] Maxime Bucher, Stéphane Herbin, and Frédéric Jurie. Generating visual representations for zero-shot classification. In *ICCV*, pages 2666–2673, 2017. 7
- [7] Rich Caruana. Multitask learning. *Machine learning*, 28(1):41–75, 1997. 1
- [8] Soravit Changpinyo, Wei-Lun Chao, Boqing Gong, and Fei Sha. Synthesized classifiers for zero-shot learning. In *CVPR*, pages 5327–5336, 2016. 7, 8
- [9] Andrea Frome, Greg S Corrado, Jon Shlens, Samy Bengio, Jeff Dean, Tomas Mikolov, et al. Devise: A deep visual-semantic embedding model. In *NIPS*, pages 2121–2129, 2013. 7, 8
- [10] Rui Gao, Xingsong Hou, Jie Qin, Li Liu, Fan Zhu, and Zhao Zhang. A joint generative model for zero-shot learning. In *ECCV*, pages 631–646. Springer, 2018. 2, 7, 8
- [11] Soumyadeep Ghosh, Mayank Vatsa, and Richa Singh. Subclass heterogeneity aware loss for cross-spectral cross-resolution face recognition. *IEEE Transactions on Biometrics, Behavior, and Identity Science*, 2020. 8
- [12] Yuchen Guo, Guiguang Ding, Jungong Han, and Yue Gao. Zero-shot learning with transferred samples. *TIP*, 26(7):3277–3290, 2017. 7
- [13] Zhiting Hu, Zichao Yang, Xiaodan Liang, Ruslan Salakhutdinov, and Eric P Xing. Toward controlled generation of text. In *ICML*, pages 1587–1596. JMLR. org, 2017. 5
- [14] He Huang, Changhu Wang, Philip S Yu, and Chang-Dong Wang. Generative dual adversarial network for generalized zero-shot learning. In *CVPR*, pages 801–810, 2019. 2, 8
- [15] Elyor Kodirov, Tao Xiang, and Shaogang Gong. Semantic autoencoder for zero-shot learning. In *CVPR*, pages 3174–3183, 2017. 7, 8
- [16] Christoph Lampert, Hannes Nickisch, and Stefan Harmeling. Learning to detect unseen object classes by between-class attribute transfer. In *CVPR*, pages 951–958. IEEE, 2009. 5, 6
- [17] Christoph H Lampert, Hannes Nickisch, and Stefan Harmeling. Attribute-based classification for zero-shot visual object categorization. *TPAMI*, 36(3):453–465, 2014. 2, 6
- [18] Hugo Larochelle, Dumitru Erhan, and Yoshua Bengio. Zero-data learning of new tasks. In *AAAI*, volume 1, page 3, 2008. 1, 2, 6
- [19] Shichen Liu, Mingsheng Long, Jianmin Wang, and Michael I Jordan. Generalized zero-shot learning with deep calibration network. In *NIPS*, pages 2009–2019, 2018. 2, 7, 8
- [20] Yang Long, Li Liu, Fumin Shen, Ling Shao, and Xuelong Li. Zero-shot learning using synthesised unseen visual data with diffusion regularisation. *TPAMI*, 40(10):2498–2512, 2018. 2
- [21] Quinn McNemar. Note on the sampling error of the difference between correlated proportions or percentages. *Psychometrika*, 12(2):153–157, 1947. 6
- [22] Erik Gundersen Miller. *Learning from one example in machine vision by sharing probability densities*. PhD thesis, Massachusetts Institute of Technology, 2002. 1
- [23] Ashish Mishra, Shiva Krishna Reddy, Anurag Mittal, and Hema A Murthy. A generative model for zero shot learning using conditional variational autoencoders. In *CVPRW*, pages 2188–2196, 2018. 2, 7, 8
- [24] Mohammad Norouzi, Tomas Mikolov, Samy Bengio, Yoram Singer, Jonathon Shlens, Andrea Frome, Greg S Corrado, and Jeffrey Dean. Zero-shot learning by convex combination of semantic embeddings. *arXiv preprint arXiv:1312.5650*, 2013. 7, 8
- [25] Genevieve Patterson and James Hays. Sun attribute database: Discovering, annotating, and recognizing scene attributes. In *CVPR*, pages 2751–2758. IEEE, 2012. 6
- [26] Rajat Raina, Alexis Battle, Honglak Lee, Benjamin Packer, and Andrew Y Ng. Self-taught learning: transfer learning from unlabeled data. In *ICML*, pages 759–766. ACM, 2007. 1
- [27] Sylvia Richardson and Peter J Green. On bayesian analysis of mixtures with an unknown number of components (with discussion). *RSS: series B (statistical methodology)*, 59(4):731–792, 1997. 3
- [28] Bernardino Romera-Paredes and Philip Torr. An embarrassingly simple approach to zero-shot learning. In *ICML*, pages 2152–2161, 2015. 7, 8
- [29] Edgar Schonfeld, Sayna Ebrahimi, Samarth Sinha, Trevor Darrell, and Zeynep Akata. Generalized zero-and few-shot learning via aligned variational autoencoders. In *CVPR*, pages 8247–8255, 2019. 2, 8
- [30] Maneet Singh, Richa Singh, Mayank Vatsa, Nalini K. Ratha, and Rama Chellappa. Recognizing disguised faces in the wild. *IEEE Transactions on Biometrics, Behavior, and Identity Science*, 1(2):97–108, 2019. 8
- [31] Sebastian Thrun. Is learning the n-th thing any easier than learning the first? In *NIPS*, pages 640–646, 1996. 1
- [32] Vinay Kumar Verma, Gundeep Arora, Ashish Mishra, and Piyush Rai. Generalized zero-shot learning via synthesized examples. In *CVPR*, pages 4281–4289, 2018. 2, 5, 7, 8
- [33] Vinay Kumar Verma and Piyush Rai. A simple exponential family framework for zero-shot learning. In *ECML*, pages 792–808. Springer, 2017. 7
- [34] Peter Welinder, Steve Branson, Takeshi Mita, Catherine Wah, Florian Schroff, Serge Belongie, and Pietro Perona. Caltech-ucsd birds 200. 2010. 6
- [35] Yandong Wen, Kaipeng Zhang, Zhifeng Li, and Yu Qiao. A discriminative feature learning approach for deep face recognition. In *ECCV*, pages 499–515. Springer, 2016. 5
- [36] Yongqin Xian, Zeynep Akata, Gaurav Sharma, Quynh Nguyen, Matthias Hein, and Bernt Schiele. Latent embeddings for zero-shot classification. In *CVPR*, pages 69–77, 2016. 7, 8
- [37] Yongqin Xian, Christoph H Lampert, Bernt Schiele, and Zeynep Akata. Zero-shot learning—a comprehensive evaluation of the good, the bad and the ugly. *TPAMI*, 2018. 2, 6, 7
- [38] Yongqin Xian, Tobias Lorenz, Bernt Schiele, and Zeynep Akata. Feature generating networks for zero-shot learning. In *CVPR*, pages 5542–5551, 2018. 8
- [39] Yongqin Xian, Bernt Schiele, and Zeynep Akata. Zero-shot learning—the good, the bad and the ugly. In *CVPR*, pages 4582–4591, 2017. 1
- [40] Haofeng Zhang, Yang Long, Yu Guan, and Ling Shao. Triple verification network for generalized zero-shot learning. *TIP*, 28(1):506–517, 2019. 2
- [41] Haofeng Zhang, Yang Long, Li Liu, and Ling Shao. Adversarial unseen visual feature synthesis for zero-shot learning. *Neurocomputing*, 329:12–20, 2019. 2, 7, 8
- [42] Ziming Zhang and Venkatesh Saligrama. Learning joint feature adaptation for zero-shot recognition. *arXiv preprint arXiv:1611.07593*, 2016. 7, 8