

Additional Results




Figure 1: Additional results for the depth guided super-resolution (upsampling factor $\times 16$). From left to right: guide image, source image, target image, our prediction, the FBS and the SD filter.

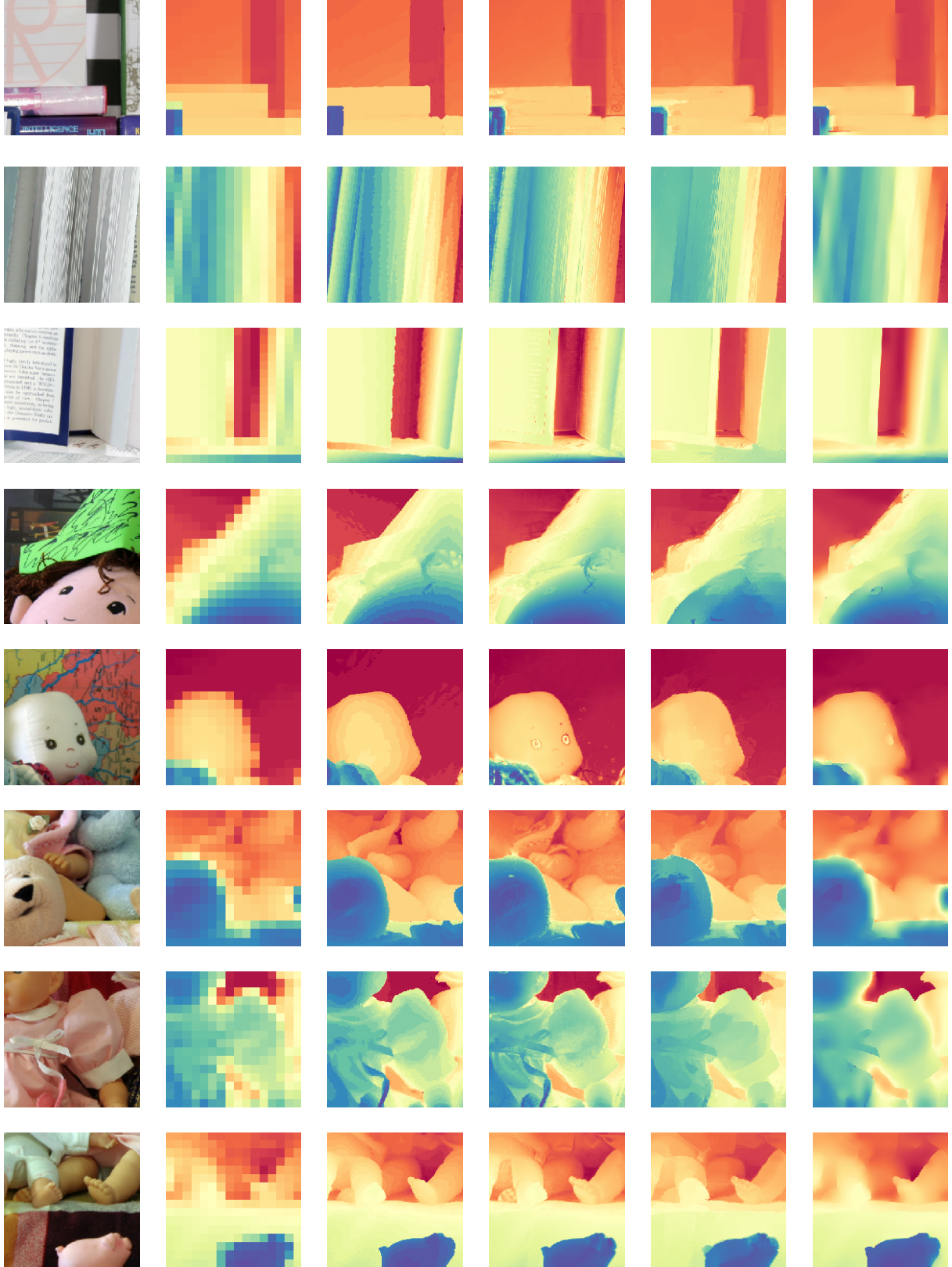


Figure 2: Additional results for the depth guided super-resolution (upsampling factor $\times 16$). From left to right: guide image, source image, target image, our prediction, the FBS and the SD filter.




Figure 3: Additional results for the depth guided super-resolution (upsampling factor $\times 16$). From left to right: guide image, source image, target image, our prediction, the FBS and the SD filter.




Figure 4: Additional results for the depth guided super-resolution (upsampling factor $\times 16$). From left to right: guide image, source image, target image, our prediction, the FBS and the SD filter.