

# Lip Reading Sentences in the Wild

Joon Son Chung<sup>1</sup>  
 joon@robots.ox.ac.uk

Andrew Senior<sup>2</sup>  
 andrewsenior@google.com

Oriol Vinyals<sup>2</sup>  
 vinyals@google.com

Andrew Zisserman<sup>1,2</sup>  
 az@robots.ox.ac.uk

<sup>1</sup> Department of Engineering Science, University of Oxford    <sup>2</sup> DeepMind

## Abstract

*The goal of this work is to recognise phrases and sentences being spoken by a talking face, with or without the audio. Unlike previous works that have focussed on recognising a limited number of words or phrases, we tackle lip reading as an open-world problem – unconstrained natural language sentences, and in the wild videos.*

*Our key contributions are: (1) a ‘Watch, Listen, Attend and Spell’ (WLAS) network that learns to transcribe videos of mouth motion to characters; (2) a curriculum learning strategy to accelerate training and to reduce overfitting; (3) a ‘Lip Reading Sentences’ (LRS) dataset for visual speech recognition, consisting of over 100,000 natural sentences from British television.*

*The WLAS model trained on the LRS dataset surpasses the performance of all previous work on standard lip reading benchmark datasets, often by a significant margin. This lip reading performance beats a professional lip reader on videos from BBC television, and we also demonstrate that if audio is available, then visual information helps to improve speech recognition performance.*

## 1. Introduction

Lip reading, the ability to recognize what is being said from visual information alone, is an impressive skill, and very challenging for a novice. It is inherently ambiguous at the word level due to homophemes – different characters that produce exactly the same lip sequence (e.g. ‘p’ and ‘b’). However, such ambiguities can be resolved to an extent using the context of neighboring words in a sentence, and/or a language model.

A machine that can lip read opens up a host of applications: ‘dictating’ instructions or messages to a phone in a noisy environment; transcribing and re-dubbing archival silent films; resolving multi-talker simultaneous speech; and, improving the performance of automated speech recognition in general.

That such automation is now possible is due to two developments that are well known across computer vision

tasks: the use of deep neural network models [22, 33, 35]; and, the availability of a large scale dataset for training [31]. In this case the model is based on the recent sequence-to-sequence (encoder-decoder with attention) translator architectures that have been developed for speech recognition and machine translation [3, 5, 15, 16, 34]. The dataset developed in this paper is based on thousands of hours of BBC television broadcasts that have talking faces together with subtitles of what is being said.

We also investigate how lip reading can contribute to *audio* based speech recognition. There is a large literature on this contribution, particularly in noisy environments, as well as the converse where some derived measure of audio can contribute to lip reading for the deaf or hard of hearing. To investigate this aspect we train a model to recognize characters from both audio and visual input, and then systematically disturb the audio channel or remove the visual channel.

Our model (Section 2) outputs at the character level, is able to learn a language model, and has a novel dual attention mechanism that can operate over visual input only, audio input only, or both. We show (Section 3) that training can be accelerated by a form of curriculum learning. We also describe (Section 4) the generation and statistics of a new large scale Lip Reading Sentences (LRS) dataset, based on BBC broadcasts containing talking faces together with subtitles of what is said. The broadcasts contain faces ‘in the wild’ with a significant variety of pose, expressions, lighting, backgrounds, and ethnic origin.

The performance of the model is assessed on a test set of the LRS dataset, as well as on public benchmarks datasets for lip reading including LRW [9] and GRID [11]. We demonstrate *open world* (unconstrained sentences) lip reading on the LRS dataset, and in all cases on public benchmarks the performance exceeds that of prior work.

### 1.1. Related works

**Lip reading.** There is a large body of work on lip reading using pre-deep learning methods. These methods are thoroughly reviewed in [40], and we will not repeat this here. A number of papers have used Convolutional Neural Net-

works (CNNs) to predict phonemes [27] or visemes [21] from still images, as opposed recognising to full words or sentences. A *phoneme* is the smallest distinguishable unit of sound that collectively make up a spoken word; a *viseme* is its visual equivalent.

For recognising full words, Petridis *et al.* [30] trains an LSTM classifier on a discrete cosine transform (DCT) and deep bottleneck features (DBF). Similarly, Wand *et al.* [38] uses an LSTM with HOG input features to recognise short phrases. The shortage of training data in lip reading presumably contributes to the continued use of shallow features. Existing datasets consist of videos with only a small number of subjects, and also a very limited vocabulary (<60 words), which is also an obstacle to progress. The recent paper of Chung and Zisserman [9] tackles the small-lexicon problem by using faces in television broadcasts to assemble a dataset for 500 words. However, as with any word-level classification task, the setting is still distant from the real-world, given that the word boundaries must be known beforehand. A very recent work [2] uses a CNN and LSTM-based network and Connectionist Temporal Classification (CTC) [15] to compute the labelling. This reports strong speaker-independent performance on the constrained grammar and 51 word vocabulary of the GRID dataset [11]. However, the method, suitably modified, should be applicable to longer, more general sentences.

**Audio-visual speech recognition.** The problems of audio-visual speech recognition (AVSR) and lip reading are closely linked. Mroueh *et al.* [26] employs feed-forward Deep Neural Networks (DNNs) to perform phoneme classification using a large non-public audio-visual dataset. The use of HMMs together with hand-crafted or pre-trained visual features have proved popular – [36] encodes input images using DBF; [14] used DCT; and [28] uses a CNN pre-trained to classify phonemes; all three combine these features with HMMs to classify spoken digits or isolated words. As with lip reading, there has been little attempt to develop AVSR systems that generalise to real-world settings.

**Speech recognition.** There is a wealth of literature on speech recognition systems that utilise separate components for acoustic and language-modelling functions (*e.g.* hybrid DNN-HMM systems), that we will not review here. We restrict this review to methods that can be trained end-to-end.

For the most part, prior work can be divided into two types. The first type uses CTC [15], where the model typically predicts framewise labels and then looks for the optimal alignment between the framewise predictions and the output sequence. The weakness is that the output labels are not conditioned on each other.

The second type is sequence-to-sequence models [34] that first read all of the input sequence before starting to predict the output sentence. A number of papers have adopted

this approach for speech recognition [7, 8], and the most related work to ours is that of Chan *et al.* [5] which proposes an elegant sequence-to-sequence method to transcribe audio signal to characters. They utilise a number of the latest sequence learning tricks such as scheduled sampling [4] and attention [8]; we take many inspirations from this work.

## 2. Architecture

In this section, we describe the *Watch, Listen, Attend and Spell* network that learns to predict characters in sentences being spoken from a video of a talking face, with or without audio.

We model each character  $y_i$  in the output character sequence  $\mathbf{y} = (y_1, y_2, \dots, y_l)$  as a conditional distribution of the previous characters  $y_{<i}$ , the input image sequence  $\mathbf{x}^v = (x_1^v, x_2^v, \dots, x_n^v)$  for lip reading, and the input audio sequence  $\mathbf{x}^a = (x_1^a, x_2^a, \dots, x_m^a)$ . Hence, we model the output probability distribution as:

$$P(\mathbf{y}|\mathbf{x}^v, \mathbf{x}^a) = \prod_i P(y_i|\mathbf{x}^v, \mathbf{x}^a, y_{<i}) \quad (1)$$

Our model, which is summarised in Figure 1, consists of three key components: the image encoder *Watch* (Section 2.1), the audio encoder *Listen* (Section 2.2), and the character decoder *Spell* (Section 2.3). Each encoder transforms the respective input sequence into a fixed-dimensional state vector  $s$ , and sequences of encoder outputs  $\mathbf{o} = (o_1, \dots, o_p)$ ,  $p \in (n, m)$ ; the decoder ingests the state and the attention vectors from both encoders and produces a probability distribution over the output character sequence.

$$s^v, \mathbf{o}^v = \text{Watch}(\mathbf{x}^v) \quad (2)$$

$$s^a, \mathbf{o}^a = \text{Listen}(\mathbf{x}^a) \quad (3)$$

$$P(\mathbf{y}|\mathbf{x}^v, \mathbf{x}^a) = \text{Spell}(s^v, s^a, \mathbf{o}^v, \mathbf{o}^a) \quad (4)$$

The three modules in the model are trained jointly. We describe the modules next, with implementation details given in Section 3.5.

### 2.1. Watch: Image encoder

The image encoder consists of the convolutional module that generates image features  $f_i^v$  for every input timestep  $x_i^v$ , and the recurrent module that produces the fixed-dimensional state vector  $s^v$  and a set of output vectors  $\mathbf{o}^v$ .

$$f_i^v = \text{CNN}(x_i^v) \quad (5)$$

$$h_i^v, o_i^v = \text{LSTM}(f_i^v, h_{i+1}^v) \quad (6)$$

$$s^v = h_1^v \quad (7)$$

The convolutional network is based on the VGG-M model [6], as it is memory-efficient, fast to train and has a decent classification performance on ImageNet [31]. The

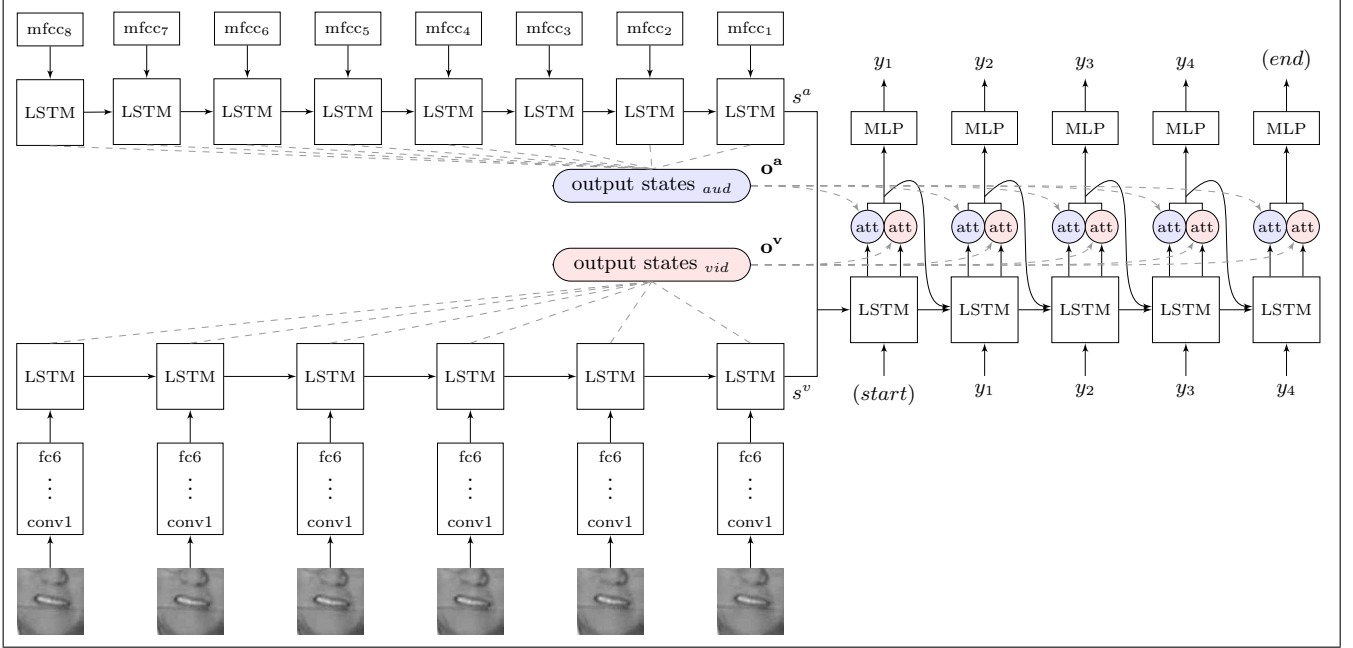


Figure 1. *Watch, Listen, Attend and Spell* architecture. At each time step, the decoder outputs a character  $y_i$ , as well as two attention vectors. The attention vectors are used to select the appropriate period of the input visual and audio sequences.

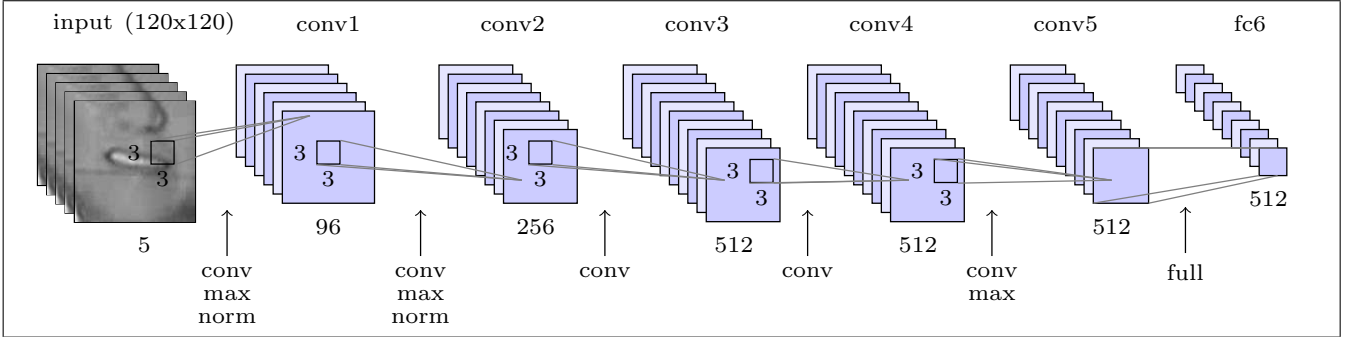


Figure 2. The ConvNet architecture. The input is five gray level frames centered on the mouth region. The 512-dimensional  $fc6$  vector forms the input to the LSTM.

ConvNet layer configuration is shown in Figure 2, and is abbreviated as  $conv1 \cdots fc6$  in the main network diagram.

The encoder LSTM network consumes the output features  $f_i^v$  produced by the ConvNet at every input timestep, and generates a fixed-dimensional state vector  $s^v$ . In addition, it produces an output vector  $o_i^v$  at every timestep  $i$ . Note that the network ingests the inputs in reverse time order (as in Equation 6), which has shown to improve results in [34].

## 2.2. Listen: Audio encoder

The Listen module is an LSTM encoder similar to the Watch module, without the convolutional part. The LSTM directly ingests 13-dimensional MFCC features in reverse time order, and produces the state vector  $s^a$  and the output vectors  $o^a$ .

$$h_j^a, o_j^a = \text{LSTM}(x_j^a, h_{j+1}^a) \quad (8)$$

$$s^a = h_1^a \quad (9)$$

## 2.3. Spell: Character decoder

The Spell module is based on a LSTM transducer [3, 5, 8], here we add a dual attention mechanism. At every output step  $k$ , the decoder LSTM produces the decoder states  $h_k^d$  and output vectors  $o_k^d$  from the previous step context vectors  $c_{k-1}^v$  and  $c_{k-1}^a$ , output  $y_{k-1}$  and decoder state  $h_{k-1}^d$ . The attention vectors are generated from the attention mechanisms  $\text{Attention}^v$  and  $\text{Attention}^a$ . The inner working of the attention mechanisms is described in [3], and repeated in the supplementary material. We use two independent attention mechanisms for the lip and the audio input streams

to refer to the asynchronous inputs with different sampling rates. The attention vectors are fused with the output states (Equations 11 and 12) to produce the context vectors  $c_k^v$  and  $c_k^a$  that encapsulate the information required to produce the next step output. The probability distribution of the output character is generated by an MLP with softmax over the output.

$$h_k^d, o_k^d = \text{LSTM}(h_{k-1}^d, y_{k-1}, c_{k-1}^v, c_{k-1}^a) \quad (10)$$

$$c_k^v = \mathbf{o}^v \cdot \text{Attention}^v(h_k^d, \mathbf{o}^v) \quad (11)$$

$$c_k^a = \mathbf{o}^a \cdot \text{Attention}^a(h_k^d, \mathbf{o}^a) \quad (12)$$

$$P(y_i | \mathbf{x}^v, \mathbf{x}^a, y_{<i}) = \text{softmax}(\text{MLP}(o_k^d, c_k^v, c_k^a)) \quad (13)$$

At  $k = 1$ , the final encoder states  $s_l$  and  $s_a$  are used as the input instead of the previous decoder state – *i.e.*  $h_0^d = \text{concat}(s^a, s^v)$  – to help produce the context vectors  $c_1^v$  and  $c_1^a$  in the absence of the previous state or context.

**Discussion.** In our experiments, we have observed that the attention mechanism is absolutely critical for the audio-visual speech recognition system to work. Without attention, the model appears to ‘forget’ the input signal, and produces an output sequence that correlates very little to the input, beyond the first word or two (which the model gets correct, as these are the last words to be seen by the encoder). The attention-less model yields Word Error Rates over 100%, so we do not report these results.

The dual-attention mechanism allows the model to extract information from both audio and video inputs, even when one stream is absent, or the two streams are not time-aligned. The benefits are clear in the experiments with noisy or no audio (Section 5).

Bidirectional LSTMs have been used in many sequence learning tasks [5, 8, 17] for their ability to produce outputs conditioned on future context as well as past context. We have tried replacing the unidirectional encoders in the Watch and Listen modules with bidirectional encoders, however these networks took significantly longer to train, whilst providing no obvious performance improvement. This is presumably because the Decoder module is anyway conditioned on the full input sequence, so bidirectional encoders are not necessary for providing context, and the attention mechanism suffices to provide the additional local focus.

### 3. Training strategy

In this section, we describe the strategy used to effectively train the *Watch*, *Listen*, *Attend* and *Spell* network, making best use of the limited amount of data available.

#### 3.1. Curriculum learning

Our baseline strategy is to train the model from scratch, using the full sentences from the ‘Lip Reading Sentences’ dataset – previous works in speech recognition have taken

this approach. However, as [5] reports, the LSTM network converges very slowly when the number of timesteps is large, because the decoder initially has a hard time extracting the relevant information from all the input steps.

We introduce a new strategy where we start training only on single word examples, and then let the sequence length grow as the network trains. These short sequences are parts of the longer sentences in the dataset. We observe that the rate of convergence on the training set is several times faster, and it also significantly reduces overfitting, presumably because it works as a natural way of augmenting the data. The test performance improves by a large margin, reported in Section 5.

#### 3.2. Scheduled sampling

When training a recurrent neural network, one typically uses the previous time step ground truth as the next time step input, which helps the model learn a kind of language model over target tokens. However during inference, the previous step ground-truth is unavailable, resulting in poorer performance because the model was not trained to be tolerant to feeding in bad predictions at some time steps. We use the scheduled sampling method of Bengio *et al.* [4] to bridge this discrepancy between how the model is used at training and inference. At train time, we randomly sample from the previous output, instead of always using the ground-truth. When training on shorter sub-sequences, ground-truth previous characters are used. When training on full sentences, the sampling probability from the previous output was increased in steps from 0 to 0.25 over time. We were not able to achieve stable learning at sampling probabilities of greater than 0.25.

#### 3.3. Multi-modal training

Networks with multi-modal inputs can often be dominated by one of the modes [13]. In our case we observe that the audio signal dominates, because speech recognition is a significantly easier problem than lip reading. To help prevent this from happening, one of the following input types is uniformly selected at train time for each example: (1) audio only; (2) lips only; (3) audio and lips.

If mode (1) is selected, the audio-only data described in Section 4.1 is used. Otherwise, the standard audio-visual data is used.

We have over 300,000 sentences in the recorded data, but only around 100,000 have corresponding facetracks. In machine translation, it has been shown that monolingual dummy data can be used to help improve the performance of a translation model [32]. By similar rationale, we use the sentences without facetracks as supplementary training data to boost audio recognition performance and to build a richer language model to help improve generalisation.

### 3.4. Training with noisy audio

The WLAS model is initially trained with clean input audio for faster convergence. To improve the model’s tolerance to audio noise, we apply additive white Gaussian noise with SNR of 10dB (10:1 ratio of the signal power to the noise power) and 0dB (1:1 ratio) later in training.

### 3.5. Implementation details

The input images are  $120 \times 120$  in dimension, and are sampled at 25Hz. The image only covers the lip region of the face, as shown in Figure 3. The ConvNet ingests 5-frame sliding windows using the Early Fusion method of [9], moving 1-frame at a time. The MFCC features are calculated over 25ms windows and at 100Hz, with a time-stride of 1. For Watch and Listen modules, we use a three layer LSTM with cell size of 256. For the Spell module, we use a three layer LSTM with cell size of 512. The output size of the network is 45, for every character in the alphabet, numbers, common punctuations, and tokens for [sos], [eos], [pad]. The full list is given in the supplementary material.

Our implementation is based on the TensorFlow library [1] and trained on a GeForce Titan X GPU with 12GB memory. The network is trained using stochastic gradient descent with a batch size of 64 and with dropout and label smoothing. The layer weights of the convolutional layers are initialised from the visual stream of [10]. All other weights are randomly initialised.

An initial learning rate of 0.1 was used, and decreased by 10% every time the training error did not improve for 2,000 iterations. Training on the full sentence data was stopped when the validation error did not improve for 5,000 iterations. The model was trained for around 500,000 iterations, which took approximately 10 days.

## 4. Dataset

In this section, we describe the multi-stage pipeline for automatically generating a large-scale dataset for audio-visual speech recognition. Using this pipeline, we have been able to collect thousands of hours of spoken sentences and phrases along with the corresponding facetrack. We use a variety of BBC programs recorded between 2010 and 2016, listed in Table 1, and shown in Figure 3.

The selection of programs are deliberately similar to those used by [9] for two reasons: (1) a wide range of speakers appear in the news and the debate programs, unlike dramas with a fixed cast; (2) shot changes are less frequent, therefore there are more full sentences with continuous facetracks.

The processing pipeline is summarised in Figure 4. Most of the steps are based on the methods described in [9] and [10], but we give a brief sketch of the method here.

**Video preparation.** First, shot boundaries are de-

Channel	Series name	# hours	# sent.
BBC 1 HD	News <sup>†</sup>	1,584	50,493
BBC 1 HD	Breakfast	1,997	29,862
BBC 1 HD	Newsnight	590	17,004
BBC 2 HD	World News	194	3,504
BBC 2 HD	Question Time	323	11,695
BBC 4 HD	World Today	272	5,558
All		4,960	118,116

Table 1. Video statistics. The number of hours of the original BBC video; the number of sentences with full facetrack. <sup>†</sup>BBC News at 1, 6 and 10.

tected by comparing colour histograms across consecutive frames [24]. The HOG-based face detection [20] is then performed on every frame of the video. The face detections of the same person are grouped across frames using a KLT tracker [37]. Facial landmarks are extracted from a sparse subset of pixel intensities using an ensemble of regression trees [19].

**Audio and text preparation.** The subtitles in BBC videos are not broadcast in sync with the audio. The Penn Phonetics Lab Forced Aligner [18, 39] is used to force-align the subtitle to the audio signal. Errors exist in the alignment as the transcript is not verbatim – therefore the aligned labels are filtered by checking against the commercial IBM Watson Speech to Text service.

**AV sync and speaker detection.** In BBC videos, the audio and the video streams can be out of sync by up to around one second, which can cause problems when the facetrack corresponding to a sentence is being extracted. The two-stream network described in [10] is used to synchronise the two streams. The same network is also used to determine who is speaking in the video, and reject the clip if it is a voice-over.

**Sentence extraction.** The videos are divided into individual sentences/ phrases using the punctuations in the transcript. The sentences are separated by full stops, commas and question marks; and are clipped to 100 characters or 10 seconds, due to GPU memory constraints. We do not impose any restrictions on the vocabulary size.

The training, validation and test sets are divided according to broadcast date, and the dates of videos corresponding to each set are shown in Table 2. The dataset contains thousands of different speakers which enables the model to be speaker agnostic.

Table 3 compares the ‘Lip Reading Sentences’ (LRS) dataset to the largest existing public datasets.

### 4.1. Audio-only data

In addition to the audio-visual dataset, we prepare an auxiliary audio-only *training* dataset. These are the sentences in the BBC programs for which facetracks are not available. The use of this data is described in Section 3.3. It is only used for training, not for testing.





Figure 3. **Top:** Original still images from the BBC lip reading dataset – News, Question Time, Breakfast, Newsnight (from left to right). **Bottom:** The mouth motions for ‘afternoon’ from two different speakers. The network sees the areas inside the red squares.

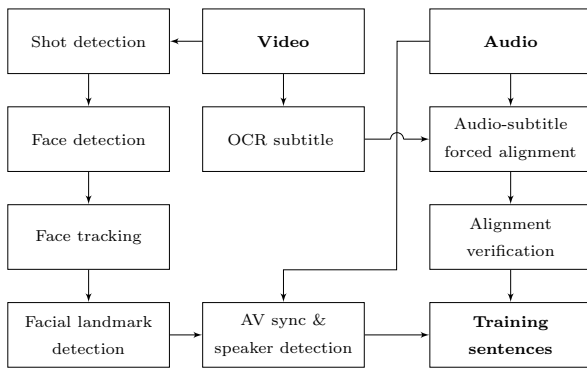


Figure 4. Pipeline to generate the dataset.

Set	Dates	# Utter.	Vocab
Train	01/2010 - 12/2015	101,195	16,501
Val	01/2016 - 02/2016	5,138	4,572
Test	03/2016 - 09/2016	11,783	6,882
All		118,116	17,428

Table 2. **The Lip Reading Sentences (LRS) audio-visual dataset.** Division of training, validation and test data; and the number of utterances and vocabulary size of each partition. Of the 6,882 words in the test set, 6,253 are in the training or the validation sets; 6,641 are in the audio-only training data. **Utter:** Utterances

Name	Type	Vocab	# Utter.	# Words
GRID [11]	Sent.	51	33,000	165,000
MODALITY [12]	Sent.	182	5,880	8,085
LRW [9]	Words	500	450,000	450,000
LRS	Sent.	17,428	118,116	807,375

Table 3. Comparison to existing large-scale lip reading datasets.

Set	Dates	# Utter.	Vocab
Train	01/2010 - 12/2015	342,644	25,684

Table 4. Statistics of the Audio-only training set.

## 5. Experiments

In this section we evaluate and compare the proposed architecture and training strategies. We also compare our method to the state of the art on public benchmark datasets.

To clarify which of the modalities are being used, we call

the models in lips-only and audio-only experiments *Watch, Attend and Spell* (WAS), *Listen, Attend and Spell* (LAS) respectively. These are the same *Watch, Listen, Attend and Spell* model with either of the inputs disconnected and replaced with all-zeros.

### 5.1. Evaluation.

The models are trained on the LRS dataset (the train/val partition) and the Audio-only training dataset (Section 4). The inference and evaluation procedures are described below.

**Beam search.** Decoding is performed with beam search of width 4, in a similar manner to [5, 34]. At each timestep, the hypotheses in the beam are expanded with every possible character, and only the 4 most probable hypotheses are stored. Figure 5 shows the effect of increasing the beam width – there is no observed benefit for increasing the width beyond 4.

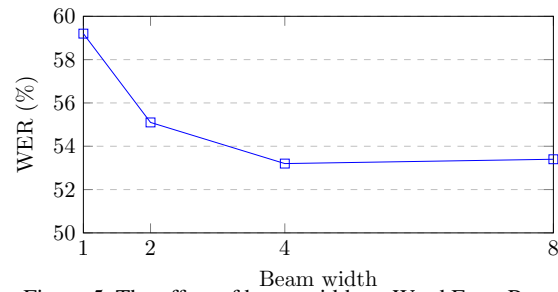


Figure 5. The effect of beam width on Word Error Rate.

**Evaluation protocol.** The models are evaluated on an independent test set (Section 4). For all experiments, we report the Character Error Rate (CER), the Word Error Rate (WER) and the BLEU metric. CER and WER are defined as  $\text{ErrorRate} = (S + D + I)/N$ , where  $S$  is the number of substitutions,  $D$  is the number of deletions,  $I$  is the number of insertions to get from the reference to the hypothesis, and  $N$  is the number of words in the reference. BLEU [29] is a modified form of n-gram precision to compare a candidate sentence to one or more reference sentences. Here, we use

the unigram BLEU.

Method	SNR	CER	WER	BLEU <sup>†</sup>
<b>Lips only</b>				
Professional <sup>‡</sup>	-	58.7%	73.8%	23.8
WAS	-	59.9%	76.5%	35.6
WAS+CL	-	47.1%	61.1%	46.9
WAS+CL+SS	-	42.4%	58.1%	50.0
WAS+CL+SS+BS	-	39.5%	50.2%	54.9
<b>Audio only</b>				
Google Speech API	clean	17.6%	22.6%	78.4
Kaldi SGMM+MMI*	clean	9.7%	16.8%	83.6
LAS+CL+SS+BS	clean	10.4%	17.7%	84.0
LAS+CL+SS+BS	10dB	26.2%	37.6%	66.4
LAS+CL+SS+BS	0dB	50.3%	62.9%	44.6
<b>Audio and lips</b>				
WLAS+CL+SS+BS	clean	7.9%	13.9%	87.4
WLAS+CL+SS+BS	10dB	17.6%	27.6%	75.3
WLAS+CL+SS+BS	0dB	29.8%	42.0%	63.1

Table 5. Performance on the LRS test set. **WAS**: Watch, Attend and Spell; **LAS**: Listen, Attend and Spell; **WLAS**: Watch, Listen, Attend and Spell; **CL**: Curriculum Learning; **SS**: Scheduled Sampling; **BS**: Beam Search. <sup>†</sup>Unigram BLEU with brevity penalty. <sup>‡</sup>Excluding samples that the lip reader declined to annotate. Including these, the CER rises to 78.9% and the WER to 87.6%. \* The Kaldi SGMM+MMI model used here achieves a WER of 3.6% on the WSJ (eval92) test set, which is within 0.2% of the current state-of-the-art. The acoustic and language models have been re-trained on our dataset.

**Results.** All of the training methods discussed in Section 3 contribute to improving the performance. A breakdown of this is given in Table 5 for the lips-only experiment. For all other experiments, we only report results obtained using the best strategy.

**Lips-only examples.** The model learns to correctly predict extremely complex unseen sentences from a wide range of content – examples are shown in Table 6.

MANY MORE PEOPLE WHO WERE INVOLVED IN THE ATTACKS
CLOSE TO THE EUROPEAN COMMISSION’S MAIN BUILDING
WEST WALES AND THE SOUTH WEST AS WELL AS WESTERN SCOTLAND
WE KNOW THERE WILL BE HUNDREDS OF JOURNALISTS HERE AS WELL
ACCORDING TO PROVISIONAL FIGURES FROM THE ELECTORAL COMMISSION
THAT’S THE LOWEST FIGURE FOR EIGHT YEARS
MANCHESTER FOOTBALL CORRESPONDENT FOR THE DAILY MIRROR
LAYING THE GROUNDS FOR A POSSIBLE SECOND REFERENDUM
ACCORDING TO THE LATEST FIGURES FROM THE OFFICE FOR NATIONAL STATISTICS
IT COMES AFTER A DAMNING REPORT BY THE HEALTH WATCHDOG

Table 6. Examples of unseen sentences that WAS correctly predicts (lips only).

**Audio-visual examples.** As we hypothesised, the results in

Table 5 demonstrate that the mouth movements provide important cues in speech recognition when the audio signal is noisy; and also give an improvement in performance even when the audio signal is clean – the character error rate is reduced from 16.2% for audio only to 13.3% for audio together lip reading. Table 7 shows some of the many examples where the WLAS model fails to predict the correct sentence from the lips or the audio alone, but successfully deciphers the words when both streams are present.

<b>GT</b>	IT WILL BE THE CONSUMERS
<b>A</b>	IN WILL BE THE CONSUMERS
<b>L</b>	IT WILL BE IN THE CONSUMERS
<b>AV</b>	IT WILL BE THE CONSUMERS
<b>GT</b>	CHILDREN IN EDINBURGH
<b>A</b>	CHILDREN AND EDINBURGH
<b>L</b>	CHILDREN AND HANDED BROKE
<b>AV</b>	CHILDREN IN EDINBURGH
<b>GT</b>	JUSTICE AND EVERYTHING ELSE
<b>A</b>	JUST GETTING EVERYTHING ELSE
<b>L</b>	CHINESES AND EVERYTHING ELSE
<b>AV</b>	JUSTICE AND EVERYTHING ELSE

Table 7. Examples of AVSR results. **GT**: Ground Truth; **A**: Audio only (10dB SNR); **L**: Lips only; **AV**: Audio-visual.

**Attention visualisation.** The attention mechanism generates explicit alignment between the input video frames (or the audio signal) and the hypothesised character output. Figure 6 visualises the alignment of the characters “Good afternoon and welcome to the BBC News at One” and the corresponding video frames. *This result is better shown as a video; please see supplementary materials.*

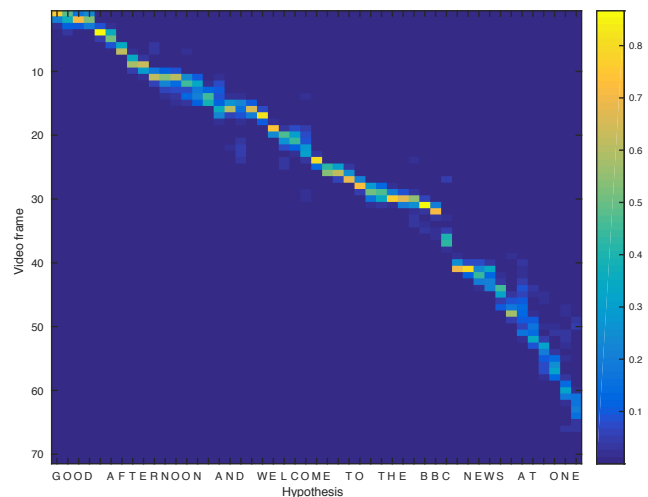


Figure 6. Alignment between the video frames and the character output.

**Decoding speed.** The decoding happens significantly faster than real-time. The model takes approximately 0.5 seconds to read and decode a 5-second sentence when using a beam width of 4.

## 5.2. Human experiment

In order to compare the performance of our model to what a human can achieve, we instructed a professional lip reading company to decipher a random sample of 200 videos from our test set. The lip reader has around 10 years of professional experience and deciphered videos in a range of settings, e.g. forensic lip reading for use in court, the royal wedding, etc.

The lip reader was allowed to see the full face (the whole picture in the bottom two rows of Figure 3), but not the background, in order to prevent them from reading subtitles or guessing the words from the video content. However, they were informed which program the video comes from, and were allowed to look at some videos from the training set with ground truth.

The lip reader was given 10 times the video duration to predict the words being spoken, and within that time, they were allowed to watch the video as many times as they wished. Each of the test sentences was up to 100 characters in length.

We observed that the professional lip reader is able to correctly decipher less than one-quarter of the spoken words (Table 5). This is consistent with previous studies on the accuracy of human lip reading [25]. In contrast, the WAS model (lips only) is able to decipher half of the spoken words. Thus, this is significantly better than professional lip readers can achieve.

## 5.3. LRW dataset

The ‘Lip Reading in the Wild’ (LRW) dataset consists of up to 1000 utterances of 500 isolated words from BBC television, spoken by over a thousand different speakers.

**Evaluation protocol.** The train, validation and test splits are provided with the dataset. We give word error rates.

**Results.** The network is fine-tuned for one epoch to classify only the 500 word classes of this dataset’s lexicon. As shown in Table 8, our result exceeds the current state-of-the-art on this dataset by a large margin.

Methods	LRW [9]	GRID [11]
Lan <i>et al.</i> [23]	-	35.0%
Wand <i>et al.</i> [38]	-	20.4%
Assael <i>et al.</i> [2]	-	4.8%
Chung and Zisserman [9]	38.9%	-
<b>WAS (ours)</b>	<b>23.8%</b>	<b>3.0%</b>

Table 8. Word error rates on external lip reading datasets.

## 5.4. GRID dataset

The GRID dataset [11] consists of 34 subjects, each uttering 1000 phrases. The utterances are single-syntax multi-word sequences of verb (4) + color (4) + preposition (4) + alphabet (25) + digit (10) + adverb (4); e.g. ‘put blue at A 1 now’. The total vocabulary size is 51, but the number of possibilities at any given



Figure 7. Still images from the GRID dataset.

point in the output is effectively constrained to the numbers in the brackets above. The videos are recorded in a controlled lab environment, shown in Figure 7.

**Evaluation protocol.** The evaluation follows the standard protocol of [38] and [2] – the data is randomly divided into train, validation and test sets, where the latter contains 255 utterances for each speaker. We report the word error rates. Some of the previous works report word accuracies, which is defined as ( $WAcc = 1 - WER$ ).

**Results.** The network is fine-tuned for one epoch on the GRID dataset training set. As can be seen in Table 8, our method achieves a strong performance of 3.0% (WER), that substantially exceeds the current state-of-the-art.

## 6. Summary and extensions

In this paper, we have introduced the ‘Watch, Listen, Attend and Spell’ network model that can transcribe speech into characters. The model utilises a novel dual attention mechanism that can operate over visual input only, audio input only, or both. Using this architecture, we demonstrate lip reading performance that beats a professional lip reader on videos from BBC television. The model also surpasses the performance of all previous work on standard lip reading benchmark datasets, and we also demonstrate that visual information helps to improve speech recognition performance even when the audio is used.

There are several interesting extensions to consider: first, the attention mechanism that provides the alignment is unconstrained, but in practice should always move monotonically from left to right. This monotonicity could be incorporated as a soft or hard constraint; second, the sequence-to-sequence model is used in batch mode – decoding a sentence given the entire corresponding lip sequence. Instead, a more on-line architecture could be used, where the decoder does not have access to the part of the lip sequence in the future; finally, it is possible that research of this type could discern important discriminative cues that are beneficial for teaching lip reading to the hard of hearing.

**Acknowledgements.** Funding for this research is provided by the EPSRC Programme Grant Seebibyte EP/M013774/1. We are very grateful to Rob Cooper and Matt Haynes at BBC Research for help in obtaining the dataset at Oxford.



## References

- [1] M. Abadi, A. Agarwal, P. Barham, E. Brevdo, Z. Chen, C. Citro, G. S. Corrado, A. Davis, J. Dean, M. Devin, et al. Tensorflow: Large-scale machine learning on heterogeneous distributed systems. *arXiv preprint arXiv:1603.04467*, 2016. [5](#)
- [2] Y. M. Assael, B. Shillingford, S. Whiteson, and N. de Freitas. Lipnet: Sentence-level lipreading. *arXiv:1611.01599*, 2016. [2](#), [8](#)
- [3] D. Bahdanau, K. Cho, and Y. Bengio. Neural machine translation by jointly learning to align and translate. *Proc. ICLR*, 2015. [1](#), [3](#)
- [4] S. Bengio, O. Vinyals, N. Jaitly, and N. Shazeer. Scheduled sampling for sequence prediction with recurrent neural networks. In *Advances in Neural Information Processing Systems*, pages 1171–1179, 2015. [2](#), [4](#)
- [5] W. Chan, N. Jaitly, Q. V. Le, and O. Vinyals. Listen, attend and spell. *arXiv preprint arXiv:1508.01211*, 2015. [1](#), [2](#), [3](#), [4](#), [6](#)
- [6] K. Chatfield, K. Simonyan, A. Vedaldi, and A. Zisserman. Return of the devil in the details: Delving deep into convolutional nets. In *Proc. BMVC.*, 2014. [2](#)
- [7] J. Chorowski, D. Bahdanau, K. Cho, and Y. Bengio. End-to-end continuous speech recognition using attention-based recurrent nn: first results. *arXiv preprint arXiv:1412.1602*, 2014. [2](#)
- [8] J. K. Chorowski, D. Bahdanau, D. Serdyuk, K. Cho, and Y. Bengio. Attention-based models for speech recognition. In *Advances in Neural Information Processing Systems*, pages 577–585, 2015. [2](#), [3](#), [4](#)
- [9] J. S. Chung and A. Zisserman. Lip reading in the wild. In *Proc. ACCV*, 2016. [1](#), [2](#), [5](#), [6](#), [8](#)
- [10] J. S. Chung and A. Zisserman. Out of time: automated lip sync in the wild. In *Workshop on Multi-view Lip-reading, ACCV*, 2016. [5](#)
- [11] M. Cooke, J. Barker, S. Cunningham, and X. Shao. An audio-visual corpus for speech perception and automatic speech recognition. *The Journal of the Acoustical Society of America*, 120(5):2421–2424, 2006. [1](#), [2](#), [6](#), [8](#)
- [12] A. Czyżewski, B. Kostek, P. Bratoszewski, J. Kotus, and M. Szykalski. An audio-visual corpus for multimodal automatic speech recognition. *Journal of Intelligent Information Systems*, pages 1–26, 2017. [6](#)
- [13] C. Feichtenhofer, A. Pinz, and A. Zisserman. Convolutional two-stream network fusion for video action recognition. In *Proc. CVPR*, 2016. [4](#)
- [14] G. Galatas, G. Potamianos, and F. Makedon. Audio-visual speech recognition incorporating facial depth information captured by the kinect. In *Signal Processing Conference (EUSIPCO), 2012 Proceedings of the 20th European*, pages 2714–2717. IEEE, 2012. [2](#)
- [15] A. Graves, S. Fernández, F. Gomez, and J. Schmidhuber. Connectionist temporal classification: labelling unsegmented sequence data with recurrent neural networks. In *Proceedings of the 23rd international conference on Machine learning*, pages 369–376. ACM, 2006. [1](#), [2](#)
- [16] A. Graves and N. Jaitly. Towards end-to-end speech recognition with recurrent neural networks. In *Proceedings of the 31st International Conference on Machine Learning (ICML-14)*, pages 1764–1772, 2014. [1](#)
- [17] A. Graves, N. Jaitly, and A.-r. Mohamed. Hybrid speech recognition with deep bidirectional LSTM. In *Automatic Speech Recognition and Understanding (ASRU), 2013 IEEE Workshop on*, pages 273–278. IEEE, 2013. [4](#)
- [18] H. Hermansky. Perceptual linear predictive (PLP) analysis of speech. *the Journal of the Acoustical Society of America*, 87(4):1738–1752, 1990. [5](#)
- [19] V. Kazemi and J. Sullivan. One millisecond face alignment with an ensemble of regression trees. In *Proceedings of the IEEE Conference on Computer Vision and Pattern Recognition*, pages 1867–1874, 2014. [5](#)
- [20] D. E. King. Dlib-ml: A machine learning toolkit. *The Journal of Machine Learning Research*, 10:1755–1758, 2009. [5](#)
- [21] O. Koller, H. Ney, and R. Bowden. Deep learning of mouth shapes for sign language. In *Proceedings of the IEEE International Conference on Computer Vision Workshops*, pages 85–91, 2015. [2](#)
- [22] A. Krizhevsky, I. Sutskever, and G. E. Hinton. ImageNet classification with deep convolutional neural networks. In *NIPS*, pages 1106–1114, 2012. [1](#)
- [23] Y. Lan, R. Harvey, B. Theobald, E.-J. Ong, and R. Bowden. Comparing visual features for lipreading. In *International Conference on Auditory-Visual Speech Processing 2009*, pages 102–106, 2009. [8](#)
- [24] R. Lienhart. Reliable transition detection in videos: A survey and practitioner’s guide. *International Journal of Image and Graphics*, Aug 2001. [5](#)
- [25] M. Marschark and P. E. Spencer. *The Oxford handbook of deaf studies, language, and education*, volume 2. Oxford University Press, 2010. [8](#)
- [26] Y. Mroueh, E. Marcheret, and V. Goel. Deep multimodal learning for audio-visual speech recognition. In *2015 IEEE International Conference on Acoustics, Speech and Signal Processing (ICASSP)*, pages 2130–2134. IEEE, 2015. [2](#)
- [27] K. Noda, Y. Yamaguchi, K. Nakadaï, H. G. Okuno, and T. Ogata. Lipreading using convolutional neural network. In *INTERSPEECH*, pages 1149–1153, 2014. [2](#)
- [28] K. Noda, Y. Yamaguchi, K. Nakadaï, H. G. Okuno, and T. Ogata. Audio-visual speech recognition using deep learning. *Applied Intelligence*, 42(4):722–737, 2015. [2](#)
- [29] K. Papineni, S. Roukos, T. Ward, and W.-J. Zhu. Bleu: a method for automatic evaluation of machine translation. In *Proceedings of the 40th annual meeting on association for computational linguistics*, pages 311–318. Association for Computational Linguistics, 2002. [6](#)
- [30] S. Petridis and M. Pantic. Deep complementary bottleneck features for visual speech recognition. *ICASSP*, pages 2304–2308, 2016. [2](#)
- [31] O. Russakovsky, J. Deng, H. Su, J. Krause, S. Satheesh, S. Ma, S. Huang, A. Karpathy, A. Khosla, M. Bernstein, A. Berg, and F. Li. ImageNet Large Scale Visual Recognition Challenge. *IJCV*, 2015. [1](#), [2](#)
- [32] R. Sennrich, B. Haddow, and A. Birch. Improving neural machine translation models with monolingual data. *arXiv preprint arXiv:1511.06709*, 2015. [4](#)
- [33] K. Simonyan and A. Zisserman. Very deep convolutional networks for large-scale image recognition. In *International Conference on Learning Representations*, 2015. [1](#)
- [34] I. Sutskever, O. Vinyals, and Q. Le. Sequence to sequence

- learning with neural networks. In *Advances in neural information processing systems*, pages 3104–3112, 2014. [1](#), [2](#), [3](#), [6](#)
- [35] C. Szegedy, W. Liu, Y. Jia, P. Sermanet, S. Reed, D. Anguelov, D. Erhan, V. Vanhoucke, and A. Rabinovich. Going deeper with convolutions. In *Proc. CVPR*, 2015. [1](#)
  - [36] S. Tamura, H. Ninomiya, N. Kitaoka, S. Osuga, Y. Iribe, K. Takeda, and S. Hayamizu. Audio-visual speech recognition using deep bottleneck features and high-performance lipreading. In *2015 Asia-Pacific Signal and Information Processing Association Annual Summit and Conference (AP-SIPA)*, pages 575–582. IEEE, 2015. [2](#)
  - [37] C. Tomasi and T. Kanade. Selecting and tracking features for image sequence analysis. *Robotics and Automation*, 1992. [5](#)
  - [38] M. Wand, J. Koutn, et al. Lipreading with long short-term memory. In *2016 IEEE International Conference on Acoustics, Speech and Signal Processing (ICASSP)*, pages 6115–6119. IEEE, 2016. [2](#), [8](#)
  - [39] J. Yuan and M. Liberman. Speaker identification on the sco-tus corpus. *Journal of the Acoustical Society of America*, 123(5):3878, 2008. [5](#)
  - [40] Z. Zhou, G. Zhao, X. Hong, and M. Pietikäinen. A review of recent advances in visual speech decoding. *Image and vision computing*, 32(9):590–605, 2014. [1](#)